LINEAR UNITS

BELT, BALLSCREW, RACK AND PINION DRIVEN

THE SPECIALIST FOR MOTION TECHNOLOGY

NADELLA / nadella.com
DURBAL / durbal.com
CHIAVETTE UNIFICATE / chiavette.com
IPIRANGA / ipirangahusillos.com
SHUTON / shuton.com

THE SPECIALIST FOR MOTION TECHNOLOGY

Nadella Group is an expert system partner for all areas of motion technology, with specialized manufacturing companies and a worldwide sales network.

Wherever innovative ideas, customized solutions, precision and reliability are required, developers and design engineers rely on products and solutions from the Nadella Group.

BRANDS AND PRODUCTS OVERVIEW

LINEAR GUIDES


TELESCOPIC RAILS

LINEAR MODULES

LINEAR AXES AND SYSTEMS

CIRCULAR SYSTEMS

BEARINGS AND CAM FOLLOWERS

ADJUSTING NUTS & RINGS

ROD ENDS AND SPHERICAL PLAIN

CLEVISES AND BALL/AXIAL

PRECISION BALL SCREWS

ROLLED BALL SCREWS

MILESTONES

1930
NADELLA foundation in France

1958
Founding of NADELLA GMBH in Germany

1963
Founding of NADELLA S.P.A. in Italy

1984
Start of development and sale of Nadella Linear

2012
New Nadella subsidiaries in China and USA

2014
Acquisition of DURBAL

2018
Acquisition of CHIAVETTE UNIFICATE

2019
Founding of Nadella Motion Technology Changxing Co. Ltd.

2020
New Nadella subsidiaries in France and Spain
Acquisition of SHUTON and IPIRANGA

2021
Acquisition of DAMO

2022
Orchestra enters in Nadella Group

KEY NUMBERS

8 manufacturing plants

14 main locations
Italy, Germany, France, Poland, Spain, United Kindom, U.S.A.,China

60 countries
leading the way in the international markets

in over

for more than **90** years

APPLICATION SECTORS

AUTOMATION & ROBOTICS

AUTOMOTIVE

ENERGY

FOOD & BEVERAGE

MACHINE TOOLS

MEDICAL TECHNOLOGY

METAL WORKING

PACKAGING


POWER TRANSMISSION

SPECIAL MACHINES

TRANSPORTATION

WHAREHOUSE & LOGISTICS

SOMMARIO
SUMMARY

PAGE 4 — 1.0 **UNITÀ LINEARI A CINGHIA**
BELT DRIVEN LINEAR UNITS
AMC
CLS
VER

PAGE 168 — 2.0 **UNITÀ LINEARI A VITE**
BALL SCREW LINEAR UNITS
AMV
AMVS
AEV
AEVS

PAGE 248 — 3.0 **UNITÀ LINEARI A CREMAGLIERA**
RACK AND PINION LINEAR UNITS
AMR

PAGE 318 — 4.0 **UNITÀ LINEARI TELESCOPICHE**
TELESCOPIC LINEAR UNITS
TEL
TEC

UNITÀ LINEARE A CINGHIA

BELT DRIVEN LINEAR UNIT

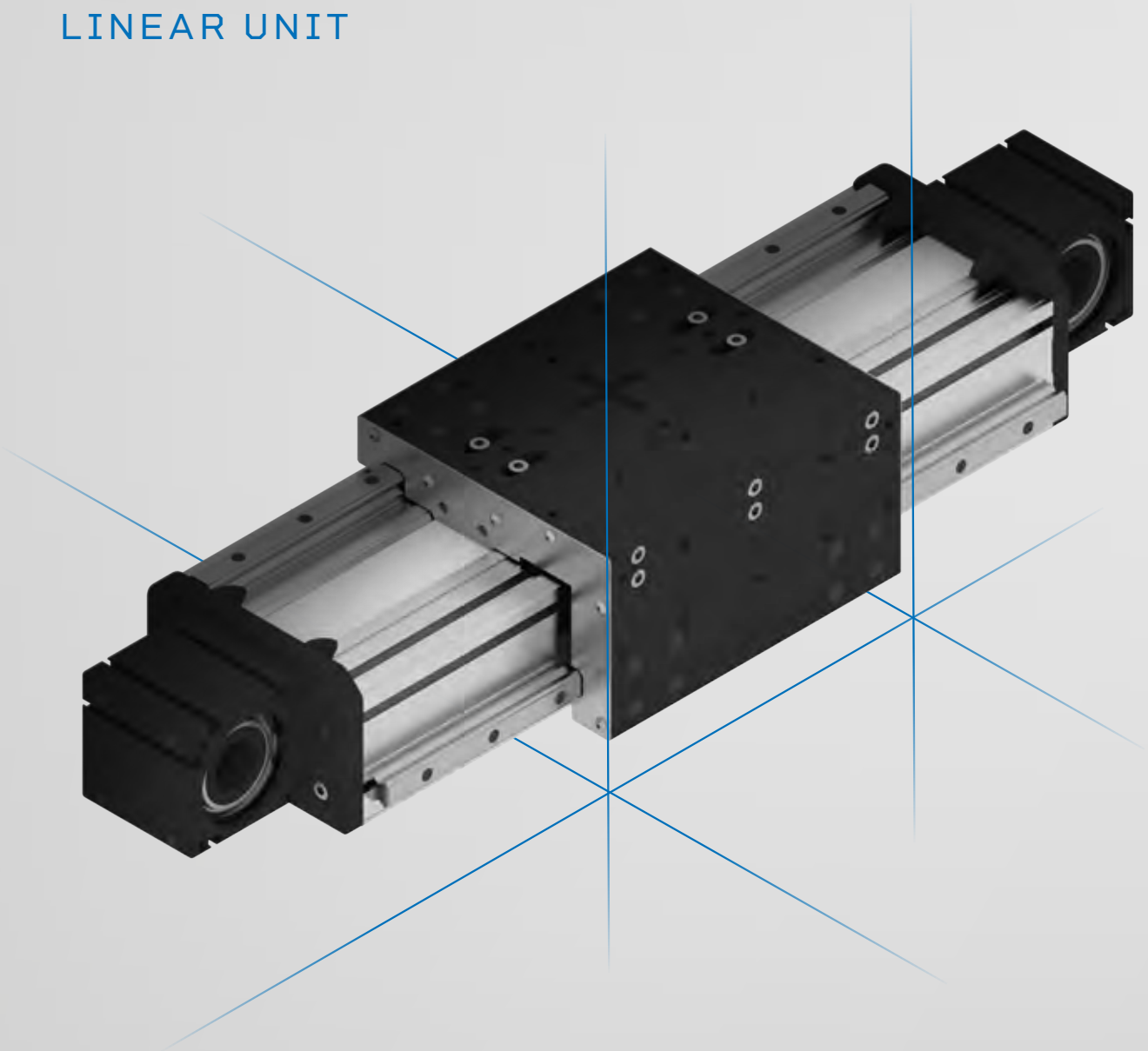

SERIE AMC

SERIES

008 AMC045CM

012 AMC045LM

016 AMC045CO

020 AMC045LO

024 AMC060CM

028 AMC060LM

032 AMC060CO

036 AMC060LO

042 AMC080CM

046 AMC080LM

052 AMC120CB

056 AMC120LB

060 AMC180CB

064 AMC180LB

068 AMC180LO

072 AMC180LL

078 AMC240LM

CODIFICA UNITÀ LINEARI
TYPE CODES

AMC	045	CM	00300	-	XXX	-	XXX	-	XX

TIPO UNITÀ / MODEL

AMC	Unità lineare a cinghia dentata *Belt driven linear unit*

TAGLIA / SIZE

045	Profilo larghezza 45 mm *Profile width 45 mm*
060	Profilo larghezza 60 mm *Profile width 60 mm*

TIPOLOGIA CARRO / CARRIAGE TYPE

CM	Carro corto monoguida *Short carriage with single guide rail*
LM	Carro lungo monoguida *Long carriage with single guide rail*
CO	Carro corto biguida ortogonale *Short carriage with orthogonal dual guide rail*
LO	Carro lungo biguida ortogonale *Long carriage with orthogonal dual guide rail*

CORSA UTILE UNITÀ (mm) / EFFECTIVE STROKE (mm)

TESTATA SINISTRA (vedi versione testata) / LEFT HEAD (view head version)

TESTATA DESTRA (vedi versione testata) / RIGHT HEAD (view head version)

TIPOLOGIA CONFIGURAZIONE / CONFIGURATION TYPE

A	Configurazione standard *Standard configuration*
C	Configurazione personalizzata *Custom configuration*

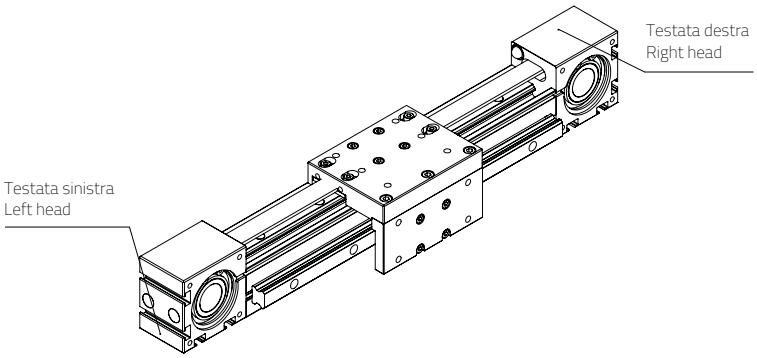

VERSIONE TESTATA / HEAD VERSION

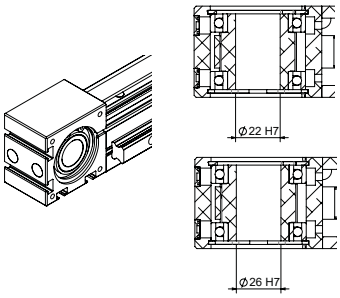

F22

F26

F22	Testata sinistra con foro passante Ø 22 mm *Left head with hole Ø 22 mm*
F26	Testata sinistra con foro passante Ø 26 mm *Left head with hole Ø 26 mm*

TESTATA SINISTRA / LEFT HEAD

TESTATA DESTRA / RIGHT HEAD

F22	Testata destra con foro passante Ø 22 mm *Right head with hole Ø 22 mm*
F26	Testata destra con foro passante Ø 26 mm *Right head with hole Ø 26 mm*

F22

F26

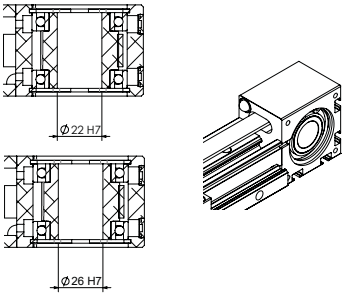

MODELLO / MODEL

AMC045CM

INFORMAZIONI TECNICHE / TECHNICAL INFORMATION

Massa base unità (corsa zero) *Unit's base mass (zero stroke)*	[Kg]	1,1
Massa lineare unità *Unit's linear mass*	[Kg/100mm]	0,35
Massa carro *Carriage's mass*	[Kg]	0,3
Velocità massima* *Maximum velocity*	[m/s]	4
Ripetibilità a vuoto *Unloaded repeatability*	[mm]	0,1
Sviluppo puleggia *Pulley's circumference*	[mm/giro]	125
Taglia cinghia *Belt's size*	[-]	16 AT 5
Forza massima di trazione sulla cinghia* *Maximum traction force on belt*	[N]	360
Momento principale d'inerzia Y *Principal moment of inertia Y*	[cm^4]	20
Momento principale d'inerzia Z *Principal moment of inertia Z*	[cm^4]	18

* I valori sono da considerarsi indicativi.
Prestazioni superiori sono possibili e vanno verificate col nostro ufficio tecnico.
Values should be considered as an indication.
Higher performance are possible. Please contact our technical department.

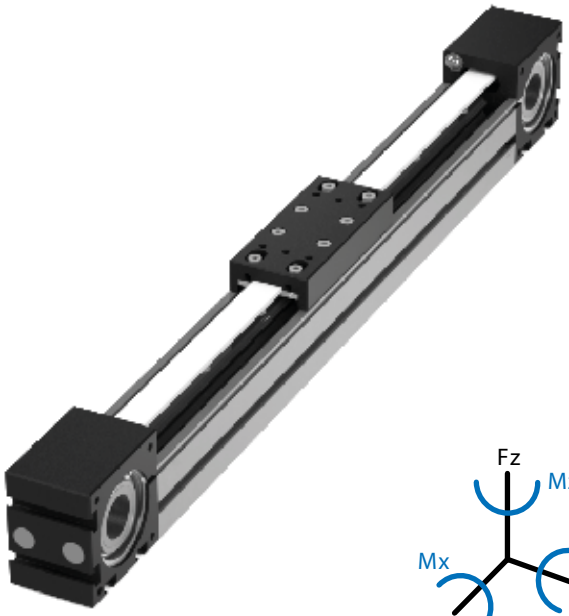

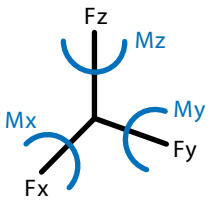

CARICO MASSIMO AMMISSIBILE / MAXIMUM PERMISSIBLE LOAD

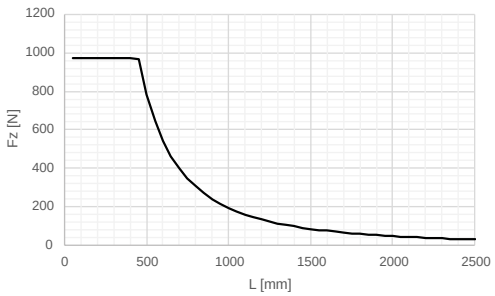

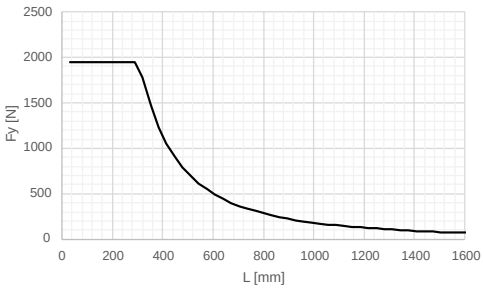

Sono rappresentati i carichi massimi applicabili in condizioni isostatiche, in appoggio, con vincolo torsionale semplice e carico in mezzeria.
Maximum load in isostatic condition centrally loaded.

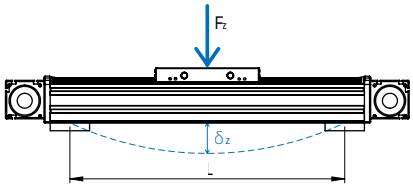

CARICO MASSIMO AMMISSIBILE / MAXIMUM PERMISSIBLE LOAD

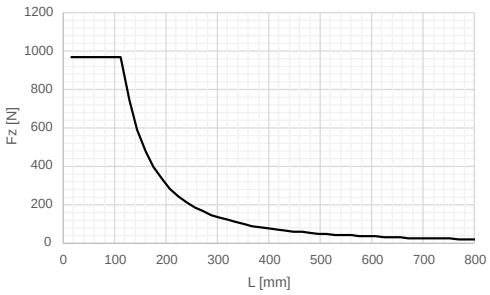

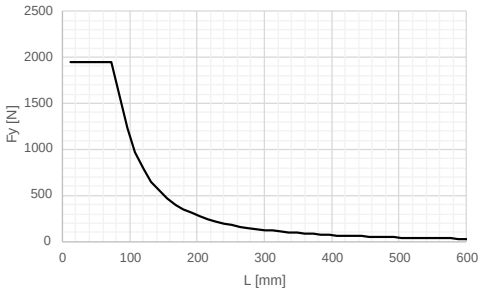

Sono rappresentati i carichi massimi applicabili in condizioni isostatiche, con vincolo rigido e carico all'estremità.
Maximum load in an isostatic cantilever loaded condition.

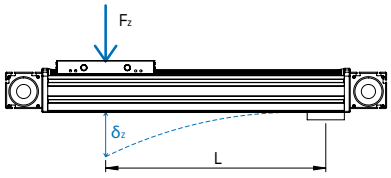

Si raccomanda di non superare i limiti dei grafici per non avere malfunzionamento dell'unità, peggioramento delle prestazioni o eccessiva usura.
We recommend not to exceed the maximum values to avoid lower performance, a reduced reliability and a big wear of the components.

DIMENSIONI / DIMENSIONS

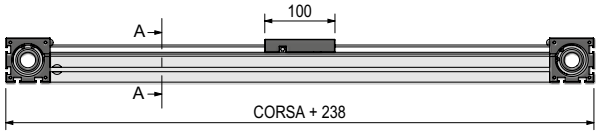

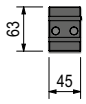

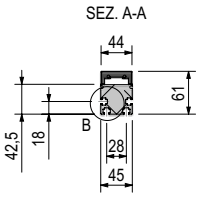



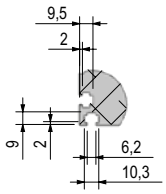

DET. B
SCALA 1 : 5

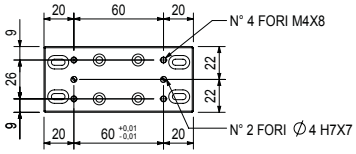

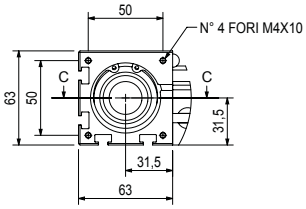

Tipologia interfaccia riduttore (2) (9)
Gearbox interface type
Kit IF20

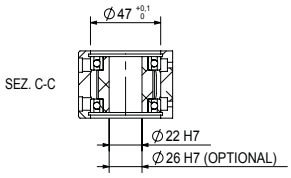

Configurazioni puleggia
Pulley configurations

Accessori ***Accessories***	**Cinghia** ***Belt***	**Vite** ***Ballscrew***	**Cremagliera** ***Rack and pinion***
(1) Riduttore *Gearbox*	x	x	x
(2) Kit assiale *Axial kit*	x	x	x
(3) Calettatore *Keyless Locking Device*	x		x
(4) Albero di torsione *Torsion shaft*	x		x
(5) Carro aggiuntivo *Additional carriage*	x		x
(6) Giunto elastico *Elastic coupling*	x		
(7) Freno stazionamento *Standing brake*	x		
(8) Elemento fissaggio/tassello *Fastening/plug*	x	x	x
(9) Kit rinvio *Transfer box*	x	x	
(10) Supporto sensore/Camma *Sensor bracket/Cam*	x	x	x

Le Unità Damo sono disponibili con una vasta gamma di accessori e optional specifici concepiti per facilitare la realizzazione e installazione di sistemi monoasse e multiasse.

All Units are available with a wide range of accessories and specific options designed to simplify the construction and installation of single-axis and multi-axis systems.

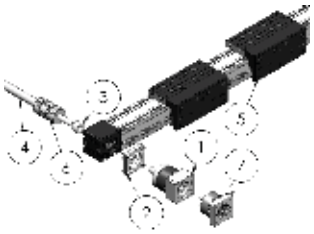

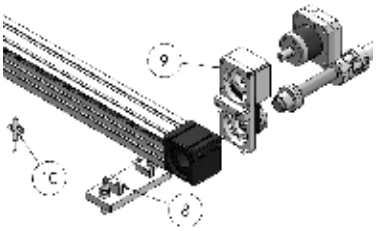

L'ufficio tecnico è a disposizione per la valutazione di applicazioni speciali e per analisi approfondite.
The technical department is available for the evaluation of special applications and for detailed analysis.

MODELLO / MODEL

AMC045CM

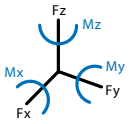

Sono rappresentate le deformazioni massime in condizioni isostatiche, in appoggio, con vincolo torsionale semplice e carico in mezzeria. La deformazione effettiva dipende dalle condizioni di vincolo e dalla combinazione di carico.

Maximum deflection in isostatic condition centrally loaded. Actual strain depends on constraint condition and load combination.

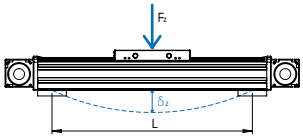

DEFORMAZIONE ELASTICA / ELASTIC DEFORMATION

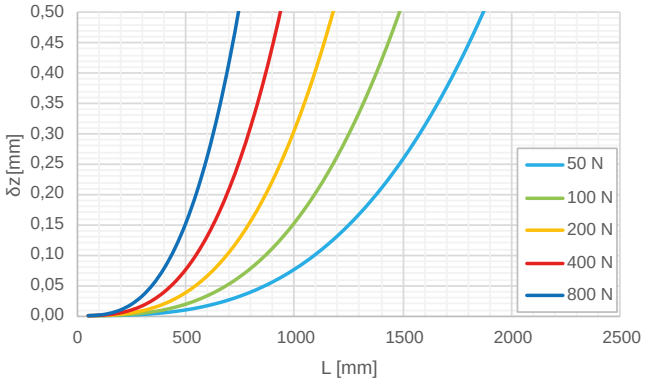

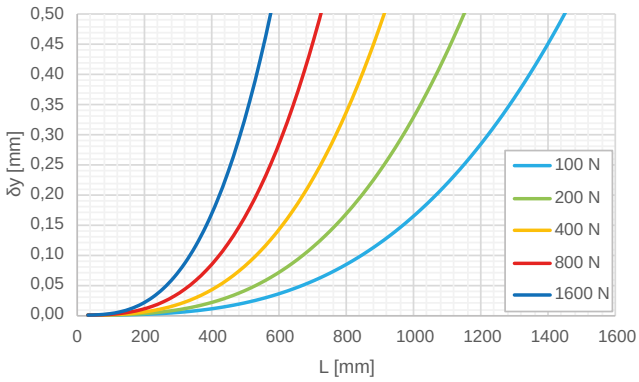

LIMITI STRUTTURALI /STRUCTURAL LIMITS

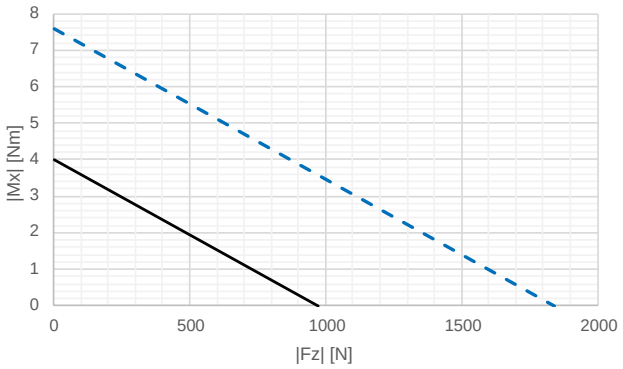

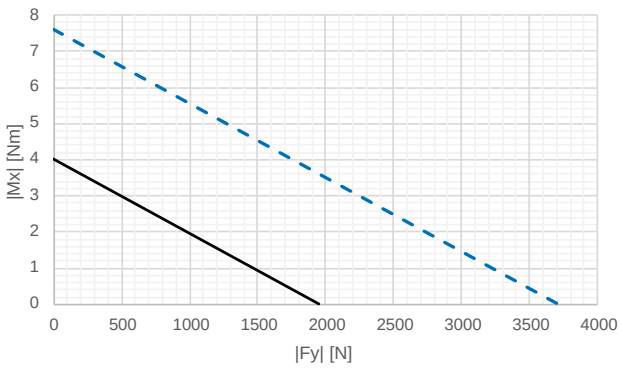

— Limite rottura a fatica: vita stimata superiore ai $10x10^6$ cicli col 99% probabilità. I grafici non possono essere combinati e valgono per: |Mx| <= 0.1 |My| e |Mx| <= 0.1 |Mz|.
Fatigue limit: estimated lifetime higher than $10x10^6$ cycles with 99% probability. Charts cannot be combined and are valid for: |Mx| <=0.1 |My| and |Mx| <=0.1 |Mz|.

--- Arresto d'emergenza max 100 volte nel corso della vita del prodotto.
Emergency stop max 100 times during service life.

Per casi di sollecitazione composta si faccia riferimento all'ufficio tecnico.
In case of combined stress contact our technical department.

MODELLO / MODEL

AMC045CM

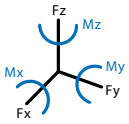

Sono rappresentate le deformazioni massime in condizioni isostatiche, con vincolo rigido e carico all'estremità. La deformazione effettiva dipende dalle condizioni di vincolo e dalla combinazione di carico.

Maximum deflection in an isostatic cantilever loaded condition. Actual strain depends on constraint condition and load combination.

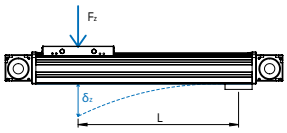

DEFORMAZIONE ELASTICA / ELASTIC DEFORMATION

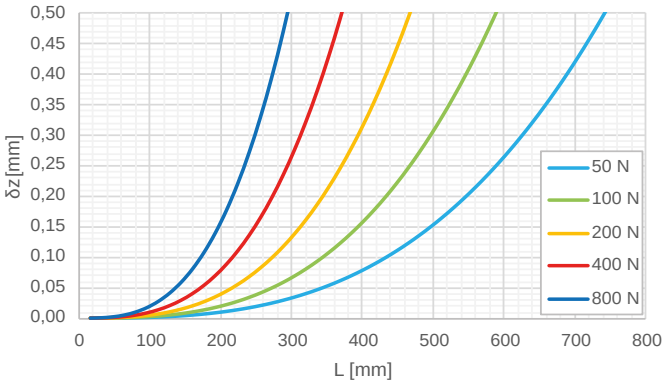

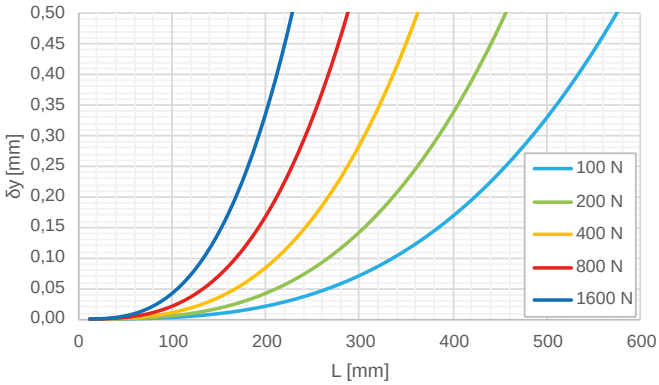

LIMITI STRUTTURALI /STRUCTURAL LIMITS

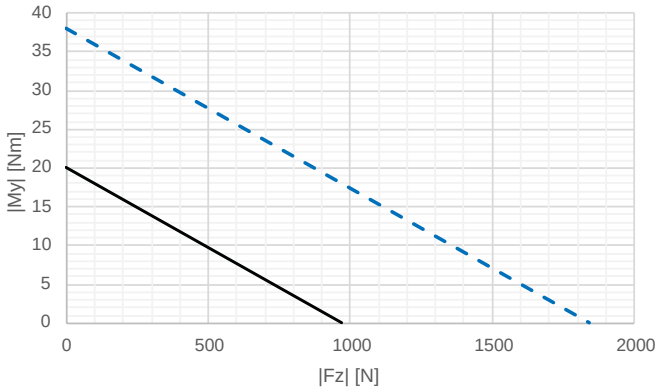

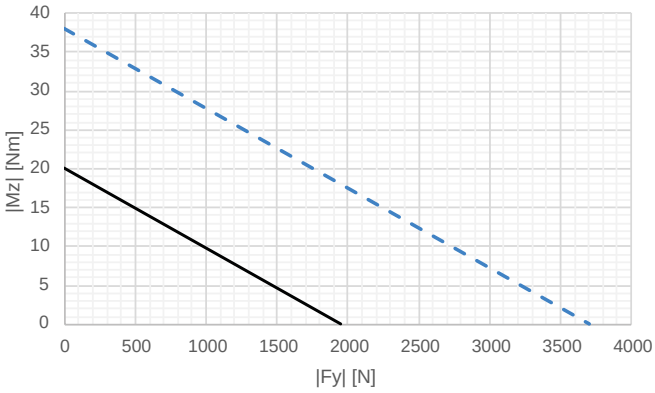

— Limite rottura a fatica: vita stimata superiore ai $10x10^6$ cicli col 99% probabilità. I grafici non possono essere combinati e valgono per: |Mx| <= 0.1 |My| e |Mx| <= 0.1 |Mz|.
Fatigue limit: estimated lifetime higher than $10x10^6$ cycles with 99% probability. Charts cannot be combined and are valid for: |Mx| <=0.1 |My| and |Mx| <=0.1 |Mz|.

--- Arresto d'emergenza max 100 volte nel corso della vita del prodotto.
Emergency stop max 100 times during service life.

Per casi di sollecitazione composta si faccia riferimento all'ufficio tecnico.
In case of combined stress contact our technical department.

MODELLO / MODEL

AMC045LM

INFORMAZIONI TECNICHE / TECHNICAL INFORMATION

Massa base unità (corsa zero) *Unit's base mass (zero stroke)*	[Kg]	1,68
Massa lineare unità *Unit's linear mass*	[Kg/100mm]	0,35
Massa carro *Carriage's mass*	[Kg]	0,52
Velocità massima* *Maximum velocity*	[m/s]	4
Ripetibilità a vuoto *Unloaded repeatability*	[mm]	0,1
Sviluppo puleggia *Pulley's circumference*	[mm/giro]	125
Taglia cinghia *Belt's size*	[-]	16 AT 5
Forza massima di trazione sulla cinghia* *Maximum traction force on belt*	[N]	360
Momento principale d'inerzia Y *Principal moment of inertia Y*	[cm^4]	20
Momento principale d'inerzia Z *Principal moment of inertia Z*	[cm^4]	18

* I valori sono da considerarsi indicativi.
Prestazioni superiori sono possibili e vanno verificate col nostro ufficio tecnico.
Values should be considered as an indication.
Higher performance are possible. Please contact our technical department.



CARICO MASSIMO AMMISSIBILE / MAXIMUM PERMISSIBLE LOAD

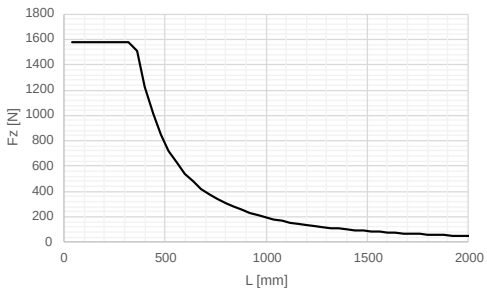

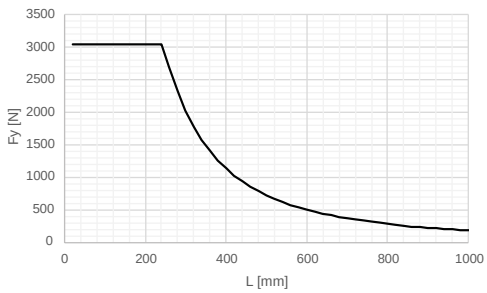

Sono rappresentati i carichi massimi applicabili in condizioni isostatiche, in appoggio, con vincolo torsionale semplice e carico in mezzeria.
Maximum load in isostatic condition centrally loaded.

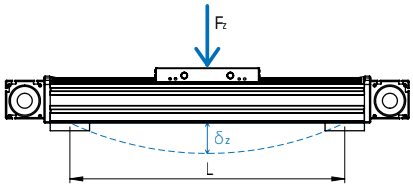

CARICO MASSIMO AMMISSIBILE / MAXIMUM PERMISSIBLE LOAD

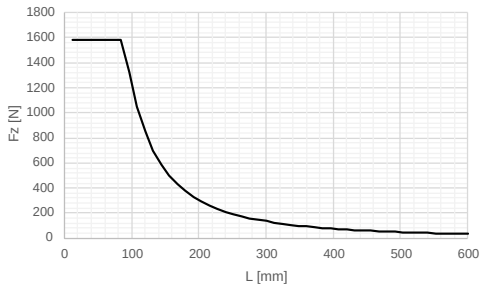

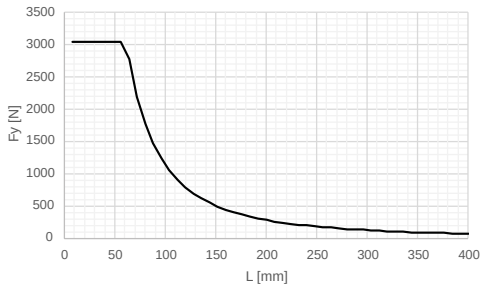

Sono rappresentati i carichi massimi applicabili in condizioni isostatiche, con vincolo rigido e carico all'estremità.
Maximum load in an isostatic cantilever loaded condition.

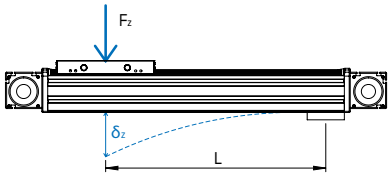

Si raccomanda di non superare i limiti dei grafici per non avere malfunzionamento dell'unità, peggioramento delle prestazioni o eccessiva usura.
We recommend not to exceed the maximum values to avoid lower performance, a reduced reliability and a big wear of the components.

DIMENSIONI / DIMENSIONS

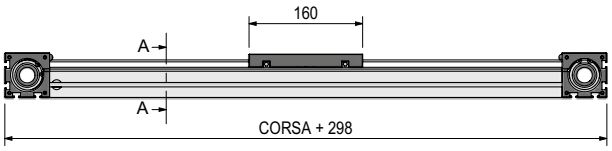

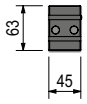

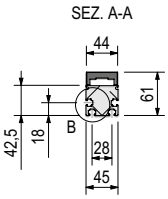



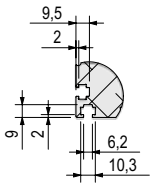

DET. B
SCALA 1 : 5

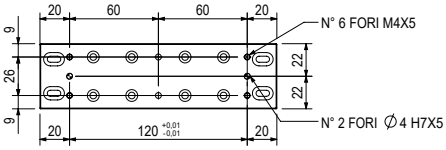

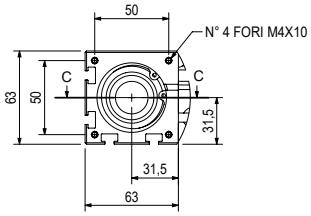

Tipologia interfaccia riduttore (2) (9)
Gearbox interface type
Kit IF20

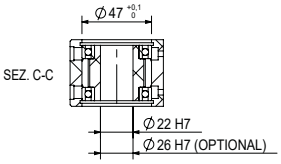

Configurazioni puleggia
Pulley configurations

Accessori ***Accessories***	**Cinghia** ***Belt***	**Vite** ***Ballscrew***	**Cremagliera** ***Rack and pinion***
(1) Riduttore *Gearbox*	x	x	x
(2) Kit assiale *Axial kit*	x	x	x
(3) Calettatore *Keyless Locking Device*	x		x
(4) Albero di torsione *Torsion shaft*	x		x
(5) Carro aggiuntivo *Additional carriage*	x		x
(6) Giunto elastico *Elastic coupling*	x		
(7) Freno stazionamento *Standing brake*	x		
(8) Elemento fissaggio/tassello *Fastening/plug*	x	x	x
(9) Kit rinvio *Transfer box*	x	x	
(10) Supporto sensore/Camma *Sensor bracket/Cam*	x	x	x

Le Unità Damo sono disponibili con una vasta gamma di accessori e optional specifici concepiti per facilitare la realizzazione e installazione di sistemi monoasse e multiasse.

All Units are available with a wide range of accessories and specific options designed to simplify the construction and installation of single-axis and multi-axis systems.

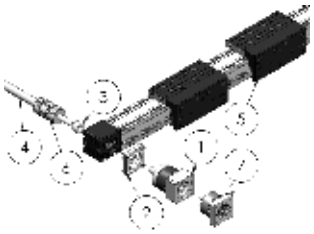

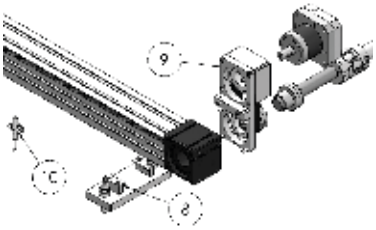

L'ufficio tecnico è a disposizione per la valutazione di applicazioni speciali e per analisi approfondite.
The technical department is available for the evaluation of special applications and for detailed analysis.

MODELLO / MODEL

AMC045LM

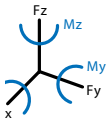

Sono rappresentate le deformazioni massime in condizioni isostatiche, in appoggio, con vincolo torsionale semplice e carico in mezzeria. La deformazione effettiva dipende dalle condizioni di vincolo e dalla combinazione di carico.

Maximum deflection in isostatic condition centrally loaded. Actual strain depends on constraint condition and load combination.

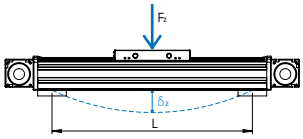

DEFORMAZIONE ELASTICA / ELASTIC DEFORMATION

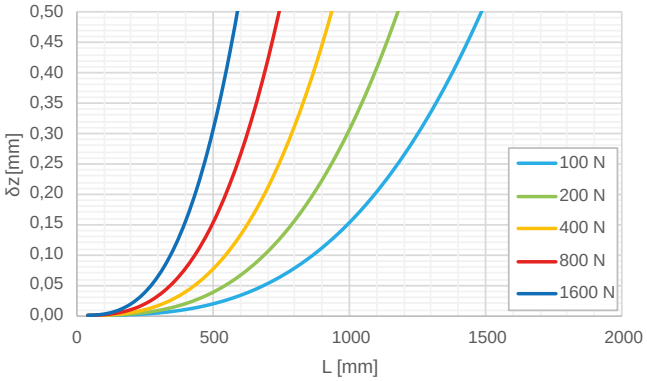

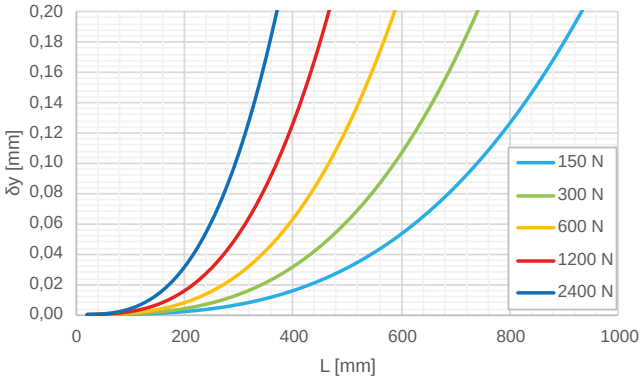

LIMITI STRUTTURALI /STRUTTURAL LIMITS

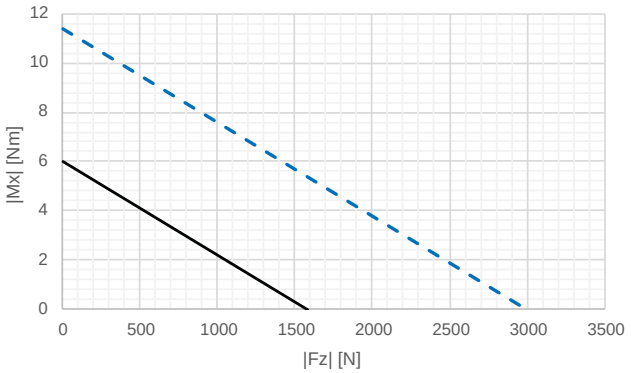

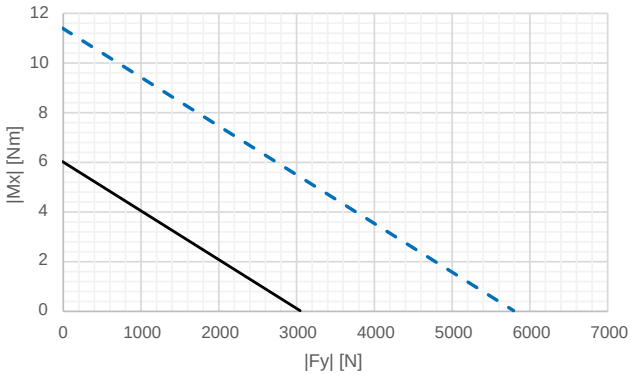

— Limite rottura a fatica: vita stimata superiore ai $10x10^6$ cicli col 99% probabilità. I grafici non possono essere combinati e valgono per: |Mx| <= 0.1 |My| e |Mx| <= 0.1 |Mz|.
Fatigue limit: estimated lifetime higher than $10x10^6$ cycles with 99% probability. Charts cannot be combined and are valid for: |Mx| <=0.1 |My| and |Mx| <=0.1 |Mz|.

--- Arresto d'emergenza max 100 volte nel corso della vita del prodotto.
Emergency stop max 100 times during service life.

Per casi di sollecitazione composta si faccia riferimento all'ufficio tecnico.
In case of combined stress contact our technical department.

MODELLO / MODEL

AMC045LM

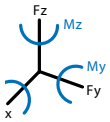

Sono rappresentate le deformazioni massime in condizioni isostatiche, con vincolo rigido e carico all'estremità. La deformazione effettiva dipende dalle condizioni di vincolo e dalla combinazione di carico.

Maximum deflection in an isostatic cantilever loaded condition. Actual strain depends on constraint condition and load combination.

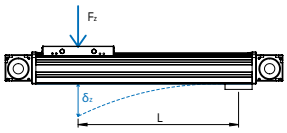

DEFORMAZIONE ELASTICA / ELASTIC DEFORMATION

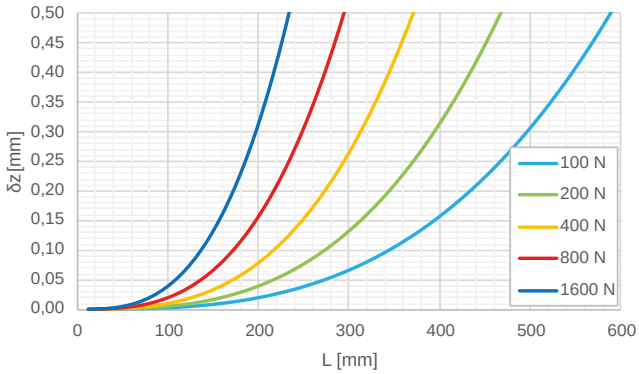

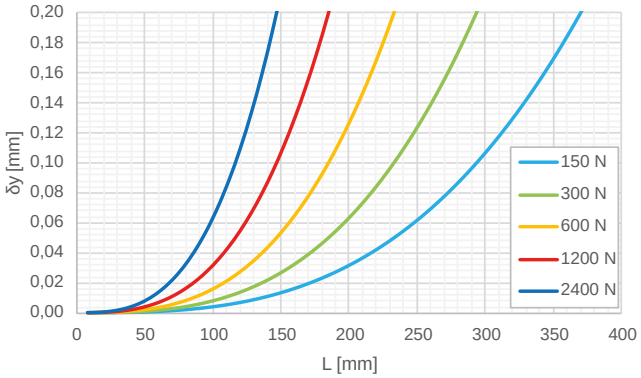

LIMITI STRUTTURALI /STRUCTURAL LIMITS

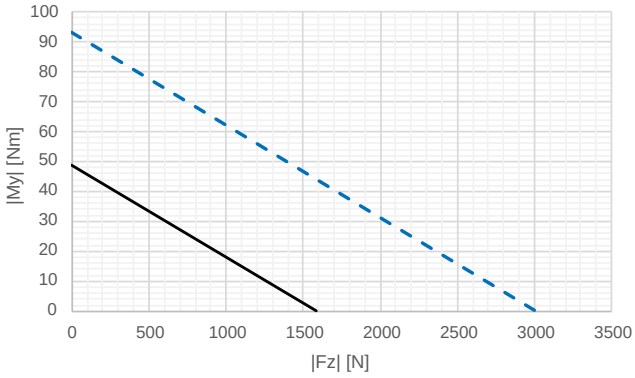

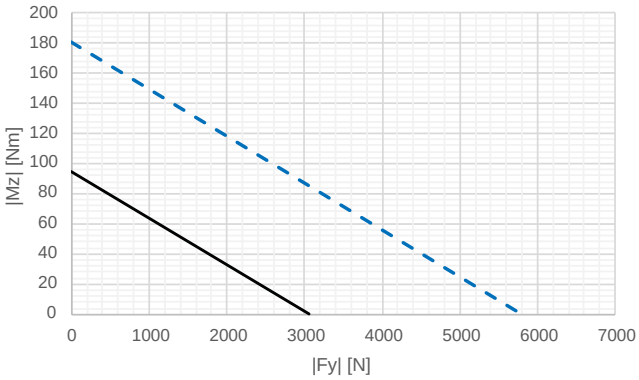

— Limite rottura a fatica: vita stimata superiore ai $10x10^6$ cicli col 99% probabilità. I grafici non possono essere combinati e valgono per: |Mx| <= 0.1 |My| e |Mx| <= 0.1 |Mz|.
Fatigue limit: estimated lifetime higher than $10x10^6$ cycles with 99% probability. Charts cannot be combined and are valid for: |Mx| <=0.1 |My| and |Mx| <=0.1 |Mz|.

--- Arresto d'emergenza max 100 volte nel corso della vita del prodotto.
Emergency stop max 100 times during service life.

Per casi di sollecitazione composta si faccia riferimento all'ufficio tecnico.
In case of combined stress contact our technical department.

MODELLO / MODEL

AMC045CO

INFORMAZIONI TECNICHE / TECHNICAL INFORMATION

Massa base unità (corsa zero) *Unit's base mass (zero stroke)*	[Kg]	1,75
Massa lineare unità *Unit's linear mass*	[Kg/100mm]	0,47
Massa carro *Carriage's mass*	[Kg]	0,67
Velocità massima* *Maximum velocity*	[m/s]	4
Ripetibilità a vuoto *Unloaded repeatability*	[mm]	0,1
Sviluppo puleggia *Pulley's circumference*	[mm/giro]	125
Taglia cinghia *Belt's size*	[-]	16 AT 5
Forza massima di trazione sulla cinghia* *Maximum traction force on belt*	[N]	360
Momento principale d'inerzia Y *Principal moment of inertia Y*	[cm^4]	23
Momento principale d'inerzia Z *Principal moment of inertia Z*	[cm^4]	56

* I valori sono da considerarsi indicativi.
Prestazioni superiori sono possibili e vanno verificate col nostro ufficio tecnico.
Values should be considered as an indication.
Higher performance are possible. Please contact our technical department.



CARICO MASSIMO AMMISSIBILE / MAXIMUM PERMISSIBLE LOAD

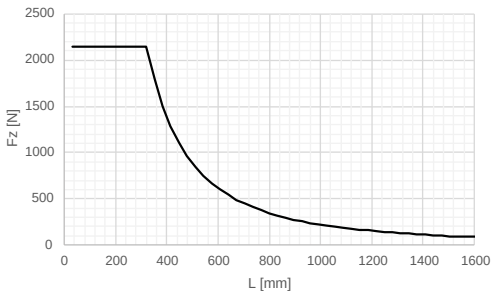

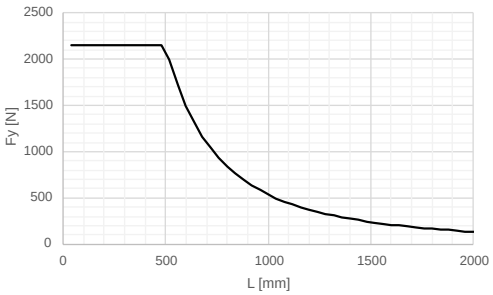

Sono rappresentati i carichi massimi applicabili in condizioni isostatiche, in appoggio, con vincolo torsionale semplice e carico in mezzeria.
Maximum load in isostatic condition centrally loaded.

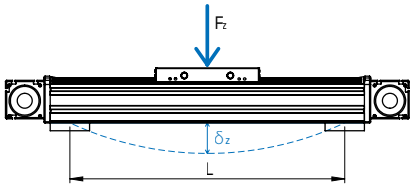

CARICO MASSIMO AMMISSIBILE / MAXIMUM PERMISSIBLE LOAD

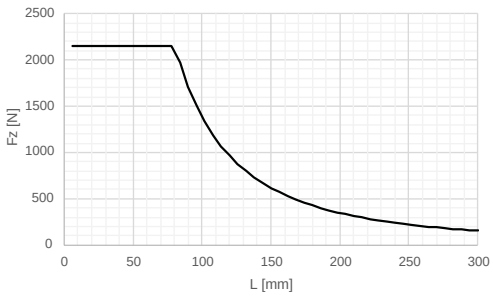

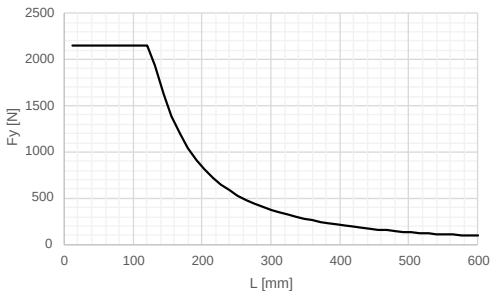

Sono rappresentati i carichi massimi applicabili in condizioni isostatiche, con vincolo rigido e carico all'estremità.
Maximum load in an isostatic cantilever loaded condition.

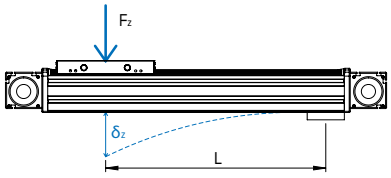

Si raccomanda di non superare i limiti dei grafici per non avere malfunzionamento dell'unità, peggioramento delle prestazioni o eccessiva usura.
We recommend not to exceed the maximum values to avoid lower performance, a reduced reliability and a big wear of the components.

Limiti di carico massimo riferiti a condizioni di carico agenti sul lato superiore del carro. Condizioni di carico applicate sul lato laterale fare riferimento all'ufficio tecnico.
Maximum load limits referred to load conditions acting on the upper side of the carriage. Load conditions applied on the lateral side contact our technical department.

DIMENSIONI / DIMENSIONS

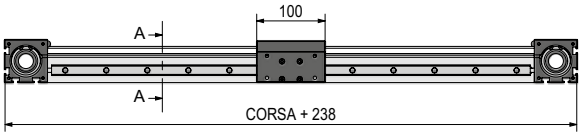

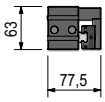

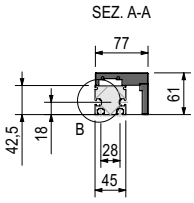



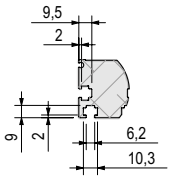

DET. B
SCALA 1 : 5

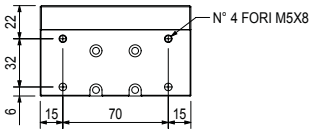

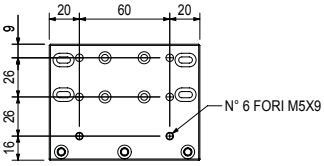

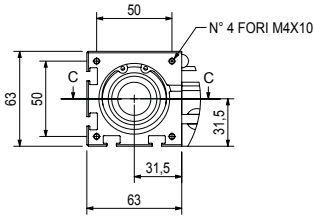

Tipologia interfaccia riduttore (2) (9)
Gearbox interface type
Kit IF20

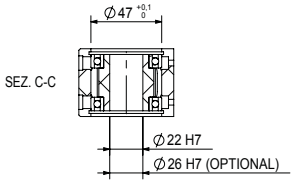

Configurazioni puleggia
Pulley configurations

Accessori ***Accessories***	**Cinghia** ***Belt***	**Vite** ***Ballscrew***	**Cremagliera** ***Rack and pinion***
(1) Riduttore *Gearbox*	x	x	x
(2) Kit assiale *Axial kit*	x	x	x
(3) Calettatore *Keyless Locking Device*	x		x
(4) Albero di torsione *Torsion shaft*	x		x
(5) Carro aggiuntivo *Additional carriage*	x		x
(6) Giunto elastico *Elastic coupling*	x		
(7) Freno stazionamento *Standing brake*	x		
(8) Elemento fissaggio/tassello *Fastening/plug*	x	x	x
(9) Kit rinvio *Transfer box*	x	x	
(10) Supporto sensore/Camma *Sensor bracket/Cam*	x	x	x

Le Unità Damo sono disponibili con una vasta gamma di accessori e optional specifici concepiti per facilitare la realizzazione e installazione di sistemi monoasse e multiasse.

All Units are available with a wide range of accessories and specific options designed to simplify the construction and installation of single-axis and multi-axis systems.

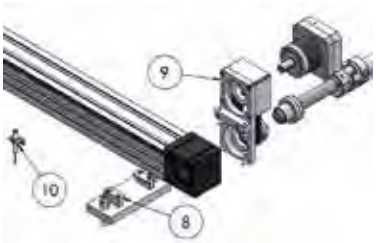

L'ufficio tecnico è a disposizione per la valutazione di applicazioni speciali e per analisi approfondite.
The technical department is available for the evaluation of special applications and for detailed analysis.

MODELLO / MODEL

AMC045C0

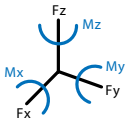

Sono rappresentate le deformazioni massime in condizioni isostatiche, in appoggio, con vincolo torsionale semplice e carico in mezzeria. La deformazione effettiva dipende dalle condizioni di vincolo e dalla combinazione di carico.

Maximum deflection in isostatic condition centrally loaded. Actual strain depends on constraint condition and load combination.

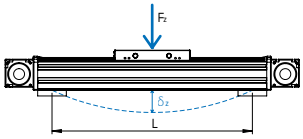

DEFORMAZIONE ELASTICA / ELASTIC DEFORMATION

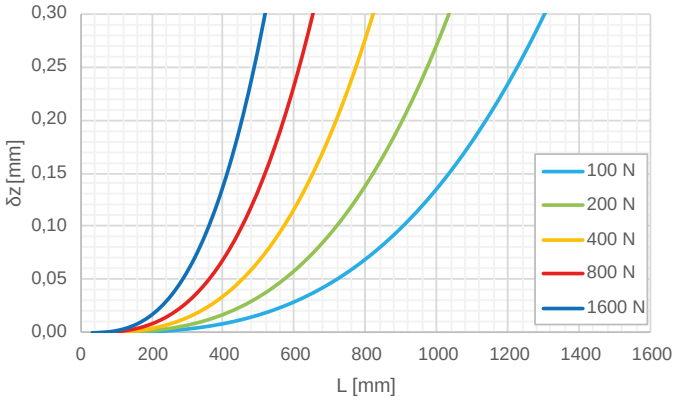

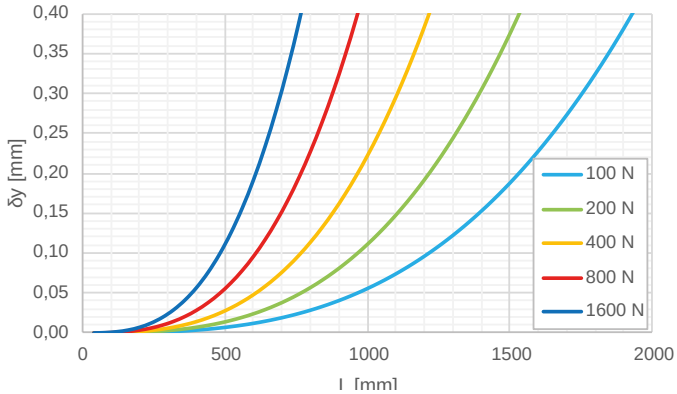

LIMITI STRUTTURALI /STRUCTURAL LIMITS

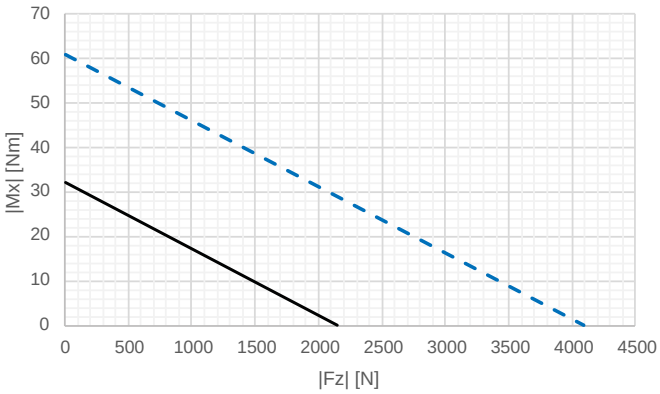

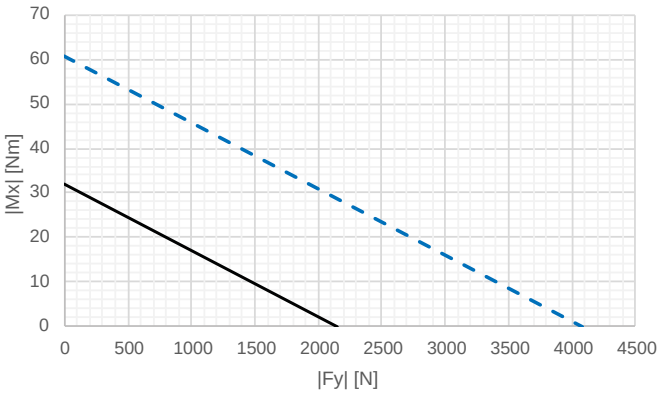

— Limite rottura a fatica: vita stimata superiore ai $10x10^6$ cicli col 99% probabilità. I grafici non possono essere combinati e valgono per: |Mx| <= 0.1 |My| e |Mx| <= 0.1 |Mz|.
Fatigue limit: estimated lifetime higher than $10x10^6$ cycles with 99% probability. Charts cannot be combined and are valid for: |Mx| <=0.1 |My| and |Mx| <=0.1 |Mz|.

--- Arresto d'emergenza max 100 volte nel corso della vita del prodotto.
Emergency stop max 100 times during service life.

Limiti strutturali riferiti a condizioni di carico agenti sul lato superiore del carro. Condizioni di carico applicate sul lato laterale fare riferimento all'ufficio tecnico.
Structural limits referred to load conditions acting on the upper side of the carriage. Load conditions applied on the lateral side contact our technical department.

Per casi di sollecitazione composta si faccia riferimento all'ufficio tecnico.
In case of combined stress contact our technical department.

MODELLO / MODEL

AMC045C0

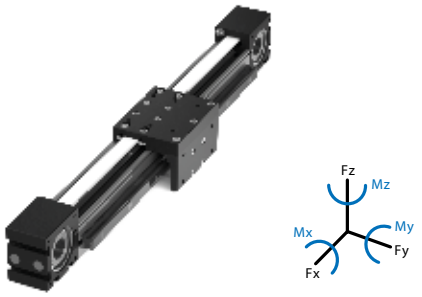

Sono rappresentate le deformazioni massime in condizioni isostatiche, con vincolo rigido e carico all'estremità. La deformazione effettiva dipende dalle condizioni di vincolo e dalla combinazione di carico.

Maximum deflection in an isostatic cantilever loaded condition. Actual strain depends on constraint condition and load combination.

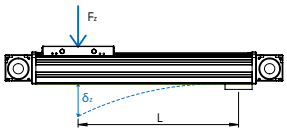

DEFORMAZIONE ELASTICA / ELASTIC DEFORMATION

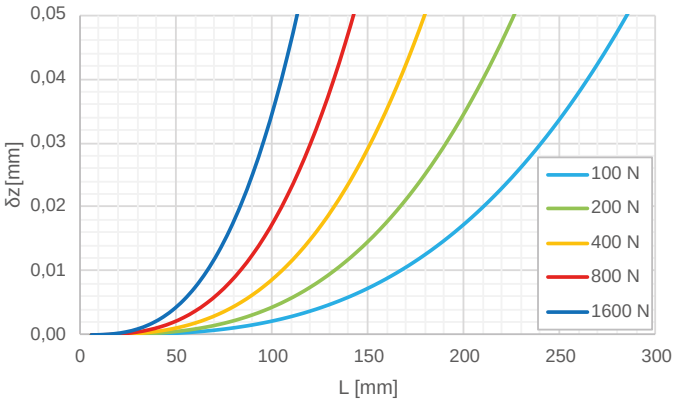

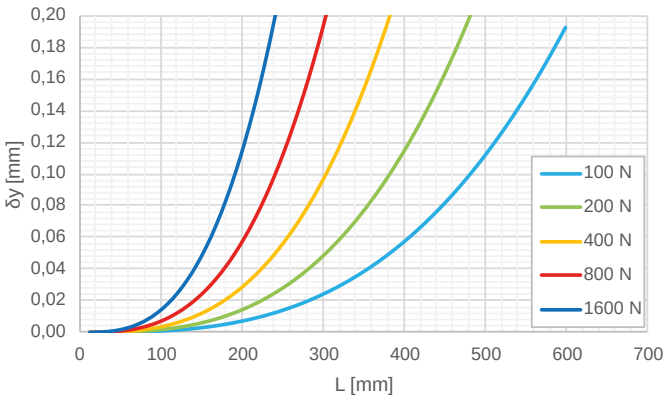

LIMITI STRUTTURALI /STRUCTURAL LIMITS

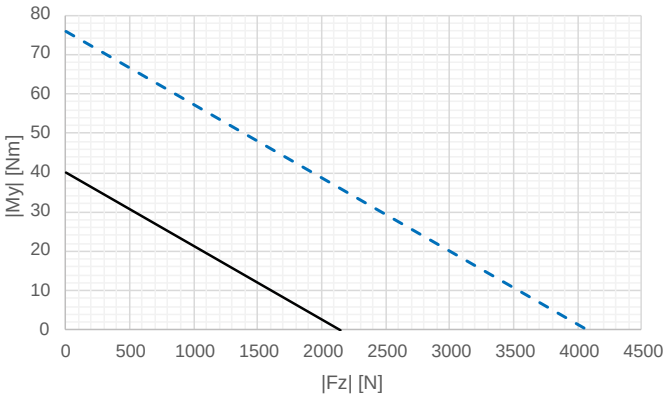

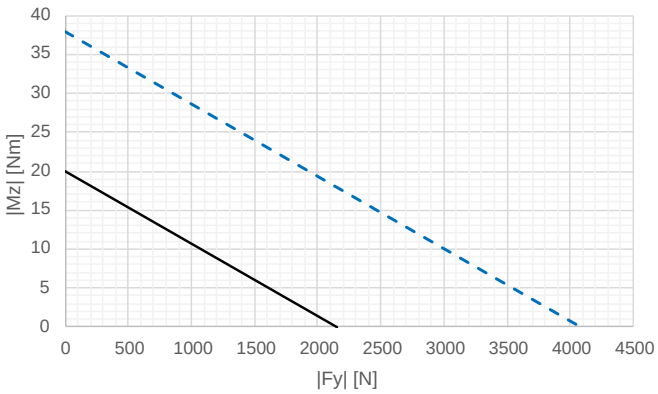

— Limite rottura a fatica: vita stimata superiore ai $10x10^6$ cicli col 99% probabilità. I grafici non possono essere combinati e valgono per: |Mx| <= 0.1 |My| e |Mx| <= 0.1 |Mz|.
Fatigue limit: estimated lifetime higher than $10x10^6$ cycles with 99% probability. Charts cannot be combined and are valid for: |Mx| <=0.1 |My| and |Mx| <=0.1 |Mz|.

--- Arresto d'emergenza max 100 volte nel corso della vita del prodotto.
Emergency stop max 100 times during service life.

Limiti strutturali riferiti a condizioni di carico agenti sul lato superiore del carro. Condizioni di carico applicate sul lato laterale fare riferimento all'ufficio tecnico.
Structural limits referred to load conditions acting on the upper side of the carriage. Load conditions applied on the lateral side contact our technical department.

Per casi di sollecitazione composta si faccia riferimento all'ufficio tecnico.
In case of combined stress contact our technical department.

MODELLO / MODEL

AMC045LO

INFORMAZIONI TECNICHE / TECHNICAL INFORMATION

Massa base unità (corsa zero) *Unit's base mass (zero stroke)*	[Kg]	2,75
Massa lineare unità *Unit's linear mass*	[Kg/100mm]	0,47
Massa carro *Carriage's mass*	[Kg]	1,35
Velocità massima* *Maximum velocity*	[m/s]	4
Ripetibilità a vuoto *Unloaded repeatability*	[mm]	0,1
Sviluppo puleggia *Pulley's circumference*	[mm/giro]	125
Taglia cinghia *Belt's size*	[-]	16 AT 5
Forza massima di trazione sulla cinghia* *Maximum traction force on belt*	[N]	360
Momento principale d'inerzia Y *Principal moment of inertia Y*	[cm^4]	23
Momento principale d'inerzia Z *Principal moment of inertia Z*	[cm^4]	56

* I valori sono da considerarsi indicativi.
Prestazioni superiori sono possibili e vanno verificate col nostro ufficio tecnico.
Values should be considered as an indication.
Higher performance are possible. Please contact our technical department.



CARICO MASSIMO AMMISSIBILE / MAXIMUM PERMISSIBLE LOAD

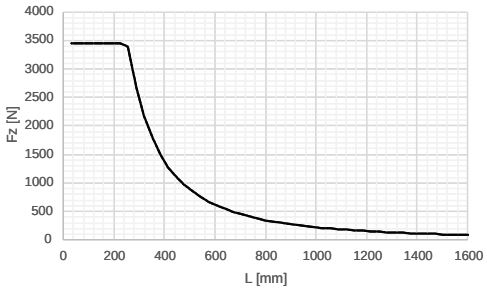

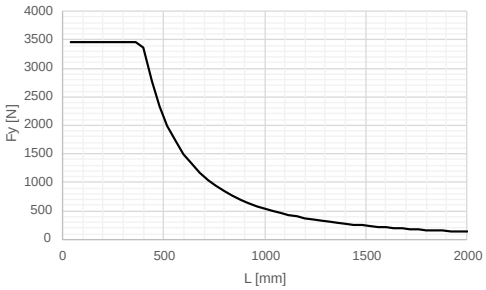

Sono rappresentati i carichi massimi applicabili in condizioni isostatiche, in appoggio, con vincolo torsionale semplice e carico in mezzeria.
Maximum load in isostatic condition centrally loaded.

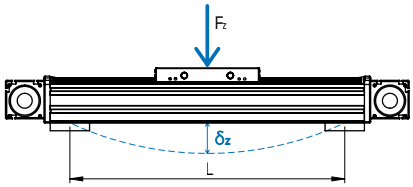

CARICO MASSIMO AMMISSIBILE / MAXIMUM PERMISSIBLE LOAD

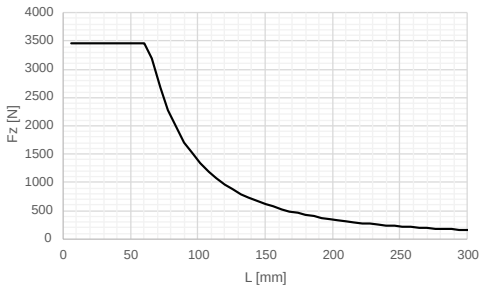

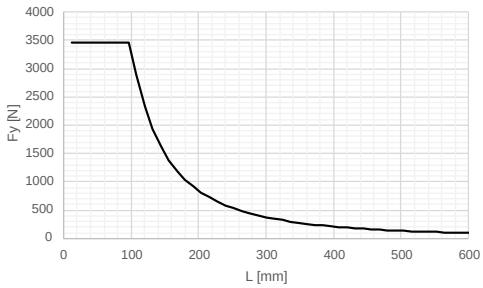

Sono rappresentati i carichi massimi applicabili in condizioni isostatiche, con vincolo rigido e carico all'estremità.
Maximum load in an isostatic cantilever loaded condition.

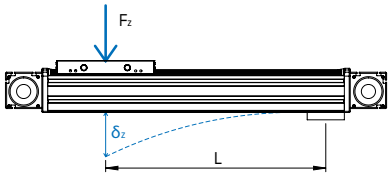

Si raccomanda di non superare i limiti dei grafici per non avere malfunzionamento dell'unità, peggioramento delle prestazioni o eccessiva usura.
We recommend not to exceed the maximum values to avoid lower performance, a reduced reliability and a big wear of the components.

DIMENSIONI / DIMENSIONS

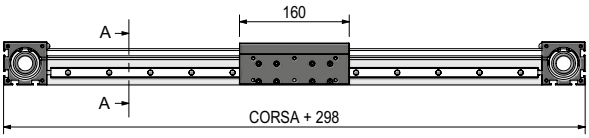

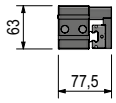

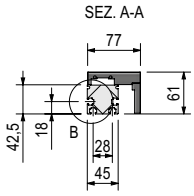



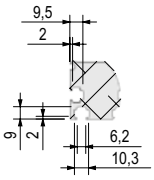

DET. B
SCALA 1 : 5

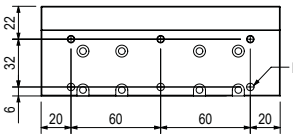

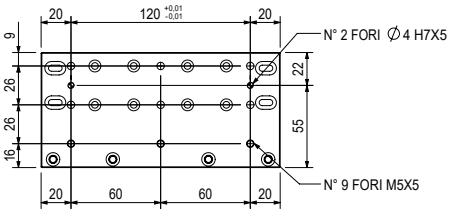

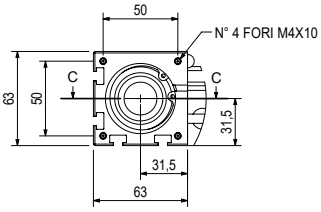

Tipologia interfaccia riduttore (2) (9)
Gearbox interface type
Kit IF20

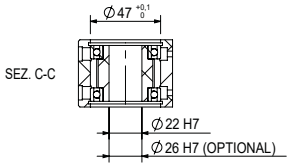

Configurazioni puleggia
Pulley configurations

Accessori ***Accessories***	**Cinghia** ***Belt***	**Vite** ***Ballscrew***	**Cremagliera** ***Rack and pinion***
(1) Riduttore *Gearbox*	x	x	x
(2) Kit assiale *Axial kit*	x	x	x
(3) Calettatore *Keyless Locking Device*	x		x
(4) Albero di torsione *Torsion shaft*	x		x
(5) Carro aggiuntivo *Additional carriage*	x		x
(6) Giunto elastico *Elastic coupling*	x		
(7) Freno stazionamento *Standing brake*	x		
(8) Elemento fissaggio/tassello *Fastening/plug*	x	x	x
(9) Kit rinvio *Transfer box*	x	x	
(10) Supporto sensore/Camma *Sensor bracket/Cam*	x	x	x

Le Unità Damo sono disponibili con una vasta gamma di accessori e optional specifici concepiti per facilitare la realizzazione e installazione di sistemi monoasse e multiasse.

All Units are available with a wide range of accessories and specific options designed to simplify the construction and installation of single-axis and multi-axis systems.

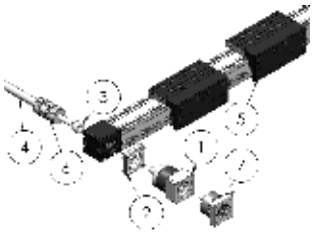

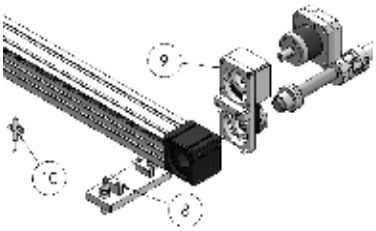

L'ufficio tecnico è a disposizione per la valutazione di applicazioni speciali e per analisi approfondite.
The technical department is available for the evaluation of special applications and for detailed analysis.

MODELLO / MODEL

AMC045LO

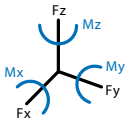

Sono rappresentate le deformazioni massime in condizioni isostatiche, in appoggio, con vincolo torsionale semplice e carico in mezzeria. La deformazione effettiva dipende dalle condizioni di vincolo e dalla combinazione di carico.

Maximum deflection in isostatic condition centrally loaded. Actual strain depends on constraint condition and load combination.

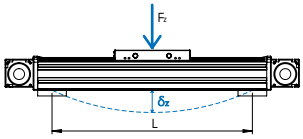

DEFORMAZIONE ELASTICA / ELASTIC DEFORMATION

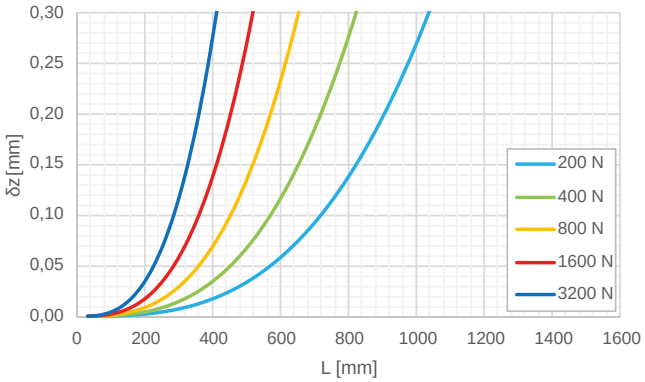

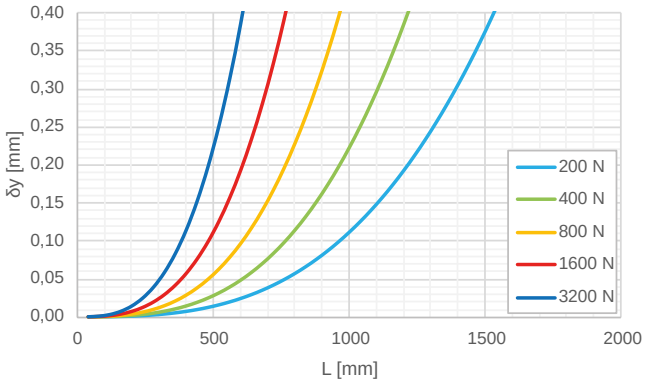

LIMITI STRUTTURALI /STRUCTURAL LIMITS

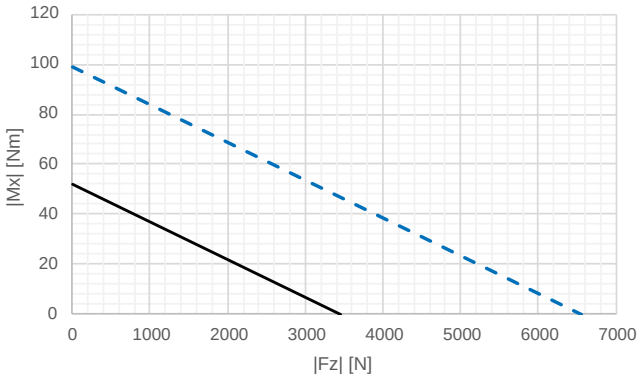

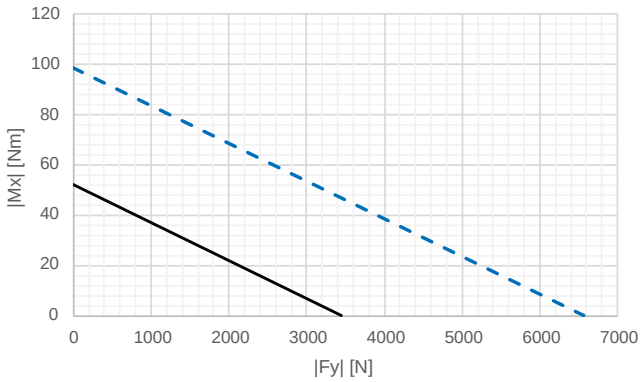

— Limite rottura a fatica: vita stimata superiore ai $10x10^6$ cicli col 99% probabilità. I grafici non possono essere combinati e valgono per: |Mx| <= 0.1 |My| e |Mx| <= 0.1 |Mz|.
Fatigue limit: estimated lifetime higher than $10x10^6$ cycles with 99% probability. Charts cannot be combined and are valid for: |Mx| <=0.1 |My| and |Mx| <=0.1 |Mz|.

--- Arresto d'emergenza max 100 volte nel corso della vita del prodotto.
Emergency stop max 100 times during service life.

Limiti strutturali riferiti a condizioni di carico agenti sul lato superiore del carro. Condizioni di carico applicate sul lato laterale fare riferimento all'ufficio tecnico.
Structural limits referred to load conditions acting on the upper side of the carriage. Load conditions applied on the lateral side contact our technical department.

Per casi di sollecitazione composta si faccia riferimento all'ufficio tecnico.
In case of combined stress contact our technical department.

MODELLO / MODEL

AMC045LO



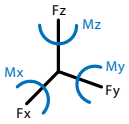

Sono rappresentate le deformazioni massime in condizioni isostatiche, con vincolo rigido e carico all'estremità. La deformazione effettiva dipende dalle condizioni di vincolo e dalla combinazione di carico.

Maximum deflection in an isostatic cantilever loaded condition. Actual strain depends on constraint condition and load combination.

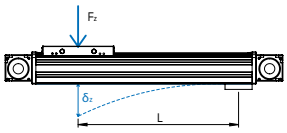

DEFORMAZIONE ELASTICA / ELASTIC DEFORMATION

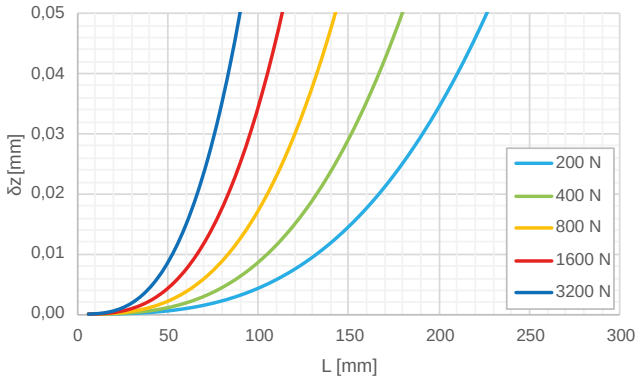

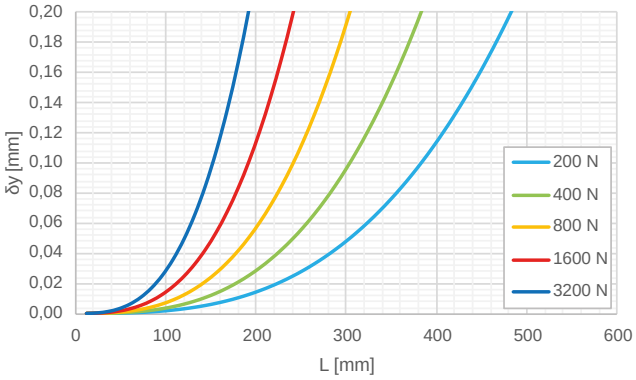

LIMITI STRUTTURALI /STRUCTURAL LIMITS

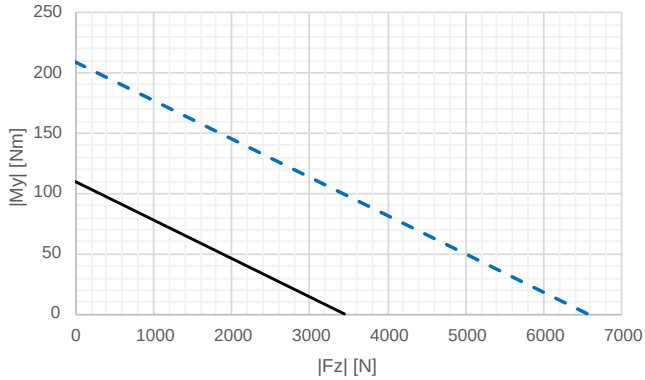

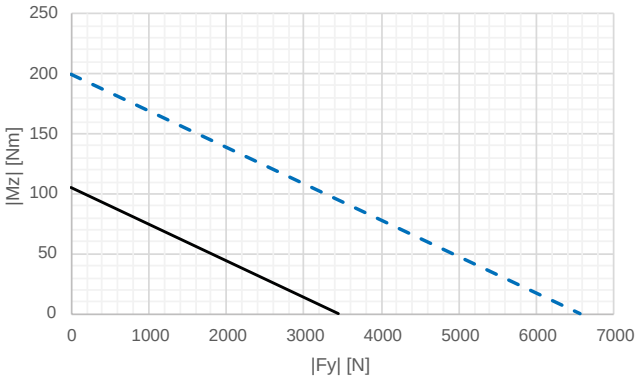

— Limite rottura a fatica: vita stimata superiore ai $10x10^6$ cicli col 99% probabilità. I grafici non possono essere combinati e valgono per: |Mx| <= 0.1 |My| e |Mx| <= 0.1 |Mz|.
Fatigue limit: estimated lifetime higher than $10x10^6$ cycles with 99% probability. Charts cannot be combined and are valid for: |Mx| <=0.1 |My| and |Mx| <=0.1 |Mz|.

--- Arresto d'emergenza max 100 volte nel corso della vita del prodotto.
Emergency stop max 100 times during service life.

Limiti strutturali riferiti a condizioni di carico agenti sul lato superiore del carro. Condizioni di carico applicate sul lato laterale fare riferimento all'ufficio tecnico.
Structural limits referred to load conditions acting on the upper side of the carriage. Load conditions applied on the lateral side contact our technical department.

Per casi di sollecitazione composta si faccia riferimento all'ufficio tecnico.
In case of combined stress contact our technical department.

MODELLO / MODEL

AMC060CM

INFORMAZIONI TECNICHE / TECHNICAL INFORMATION

Massa base unità (corsa zero) *Unit's base mass (zero stroke)*	[Kg]	1,79
Massa lineare unità *Unit's linear mass*	[Kg/100mm]	0,47
Massa carro *Carriage's mass*	[Kg]	0,5
Velocità massima* *Maximum velocity*	[m/s]	4
Ripetibilità a vuoto *Unloaded repeatability*	[mm]	0,1
Sviluppo puleggia *Pulley's circumference*	[mm/giro]	125
Taglia cinghia *Belt's size*	[-]	25 AT 5
Forza massima di trazione sulla cinghia* *Maximum traction force on belt*	[N]	607
Momento principale d'inerzia Y *Principal moment of inertia Y*	[cm^4]	25
Momento principale d'inerzia Z *Principal moment of inertia Z*	[cm^4]	45

* I valori sono da considerarsi indicativi.
Prestazioni superiori sono possibili e vanno verificate col nostro ufficio tecnico.
Values should be considered as an indication.
Higher performance are possible. Please contact our technical department.



CARICO MASSIMO AMMISSIBILE / MAXIMUM PERMISSIBLE LOAD

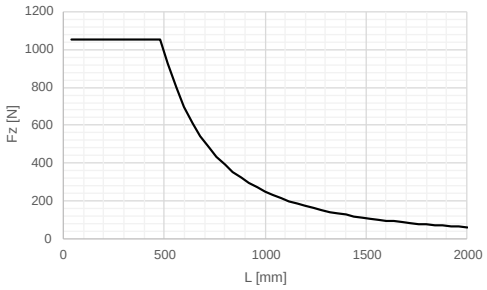

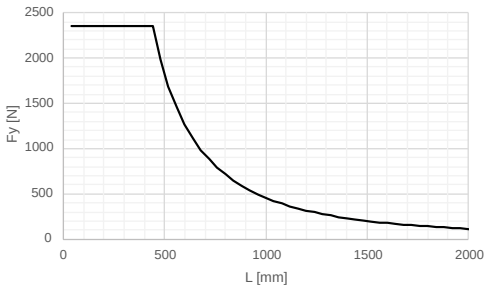

Sono rappresentati i carichi massimi applicabili in condizioni isostatiche, in appoggio, con vincolo torsionale semplice e carico in mezzeria.
Maximum load in isostatic condition centrally loaded.

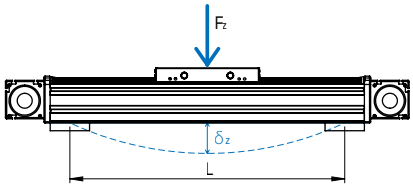

CARICO MASSIMO AMMISSIBILE / MAXIMUM PERMISSIBLE LOAD

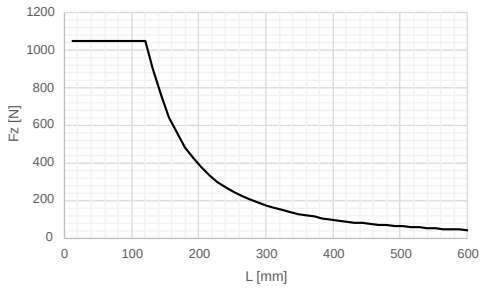

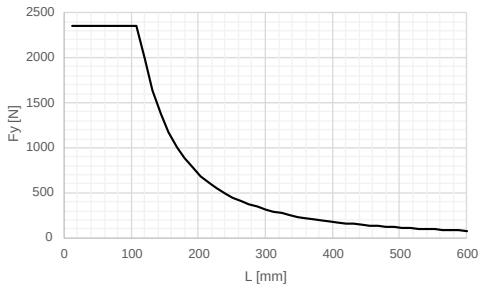

Sono rappresentati i carichi massimi applicabili in condizioni isostatiche, con vincolo rigido e carico all'estremità.
Maximum load in an isostatic cantilever loaded condition.

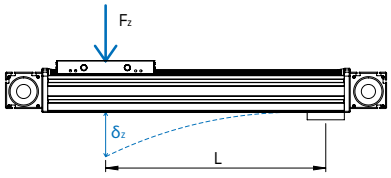

Si raccomanda di non superare i limiti dei grafici per non avere malfunzionamento dell'unità, peggioramento delle prestazioni o eccessiva usura.
We recommend not to exceed the maximum values to avoid lower performance, a reduced reliability and a big wear of the components.

DIMENSIONI / DIMENSIONS

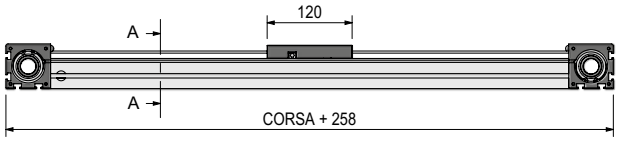



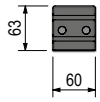

SEZ. A-A

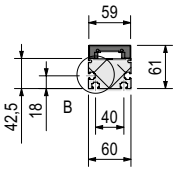

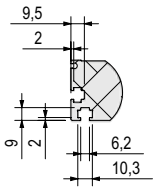

DET. B
SCALA 1 : 5

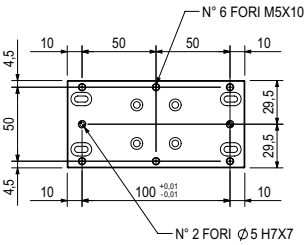

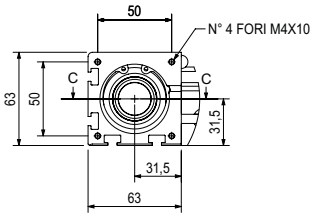

Tipologia interfaccia riduttore (2) (9)
Gearbox interface type
Kit IF20

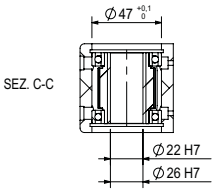

Configurazioni puleggia
Pulley configurations

Accessori ***Accessories***	**Cinghia** ***Belt***	**Vite** ***Ballscrew***	**Cremagliera** ***Rack and pinion***
(1) Riduttore *Gearbox*	x	x	x
(2) Kit assiale *Axial kit*	x	x	x
(3) Calettatore *Keyless Locking Device*	x		x
(4) Albero di torsione *Torsion shaft*	x		x
(5) Carro aggiuntivo *Additional carriage*	x		x
(6) Giunto elastico *Elastic coupling*	x		
(7) Freno stazionamento *Standing brake*	x		
(8) Elemento fissaggio/tassello *Fastening/plug*	x	x	x
(9) Kit rinvio *Transfer box*	x	x	
(10) Supporto sensore/Camma *Sensor bracket/Cam*	x	x	x

Le Unità Damo sono disponibili con una vasta gamma di accessori e optional specifici concepiti per facilitare la realizzazione e installazione di sistemi monoasse e multiasse.

All Units are available with a wide range of accessories and specific options designed to simplify the construction and installation of single-axis and multi-axis systems.

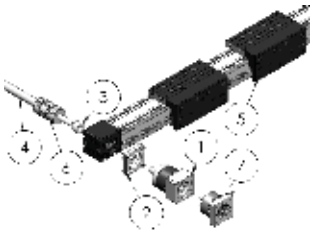

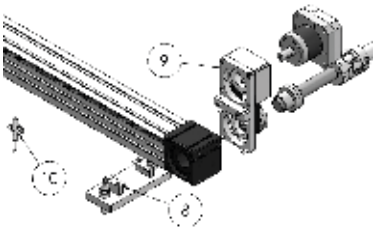

L'ufficio tecnico è a disposizione per la valutazione di applicazioni speciali e per analisi approfondite.
The technical department is available for the evaluation of special applications and for detailed analysis.

MODELLO / MODEL

AMC060CM

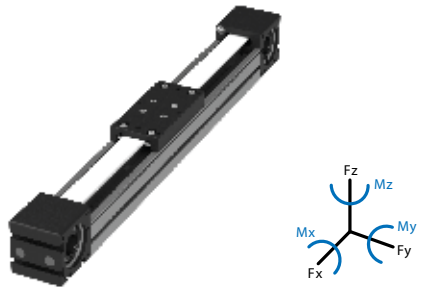

Sono rappresentate le deformazioni massime in condizioni isostatiche, in appoggio, con vincolo torsionale semplice e carico in mezzeria. La deformazione effettiva dipende dalle condizioni di vincolo e dalla combinazione di carico.

Maximum deflection in isostatic condition centrally loaded. Actual strain depends on constraint condition and load combination.

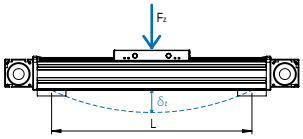

DEFORMAZIONE ELASTICA / ELASTIC DEFORMATION

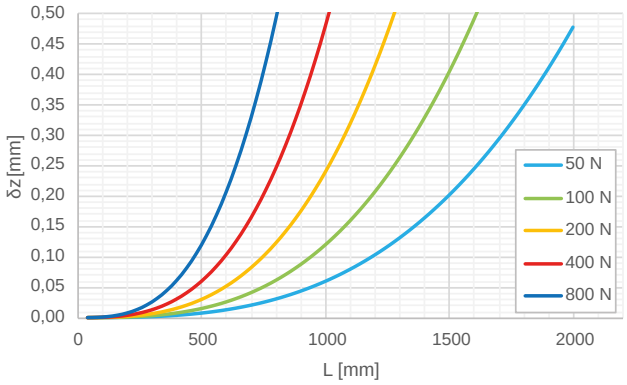

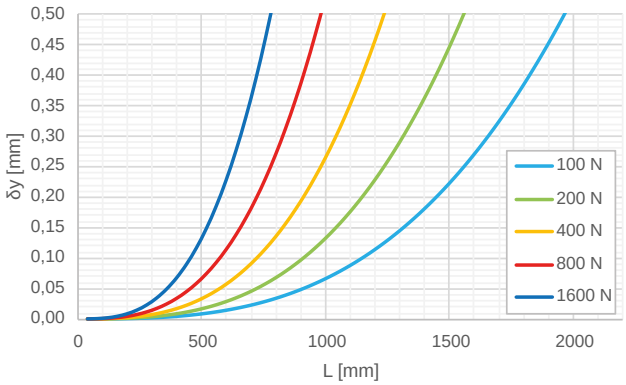

LIMITI STRUTTURALI /STRUCTURAL LIMITS

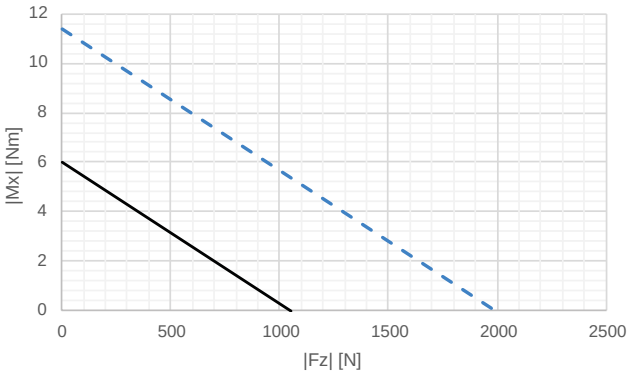

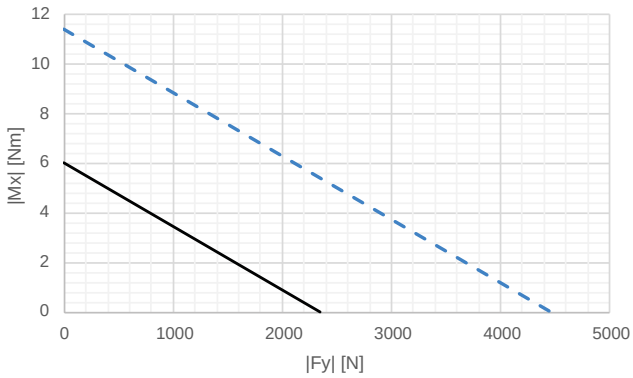

— Limite rottura a fatica: vita stimata superiore ai $10x10^6$ cicli col 99% probabilità. I grafici non possono essere combinati e valgono per: |Mx| <= 0.1 |My| e |Mx| <= 0.1 |Mz|.
Fatigue limit: estimated lifetime higher than $10x10^6$ cycles with 99% probability. Charts cannot be combined and are valid for: |Mx| <=0.1 |My| and |Mx| <=0.1 |Mz|.

--- Arresto d'emergenza max 100 volte nel corso della vita del prodotto.
Emergency stop max 100 times during service life.

Per casi di sollecitazione composta si faccia riferimento all'ufficio tecnico.
In case of combined stress contact our technical department.

MODELLO / MODEL

AMC060CM

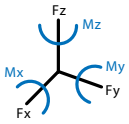

Sono rappresentate le deformazioni massime in condizioni isostatiche, con vincolo rigido e carico all'estremità. La deformazione effettiva dipende dalle condizioni di vincolo e dalla combinazione di carico.

Maximum deflection in an isostatic cantilever loaded condition. Actual strain depends on constraint condition and load combination.

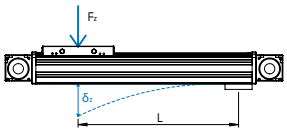

DEFORMAZIONE ELASTICA / ELASTIC DEFORMATION

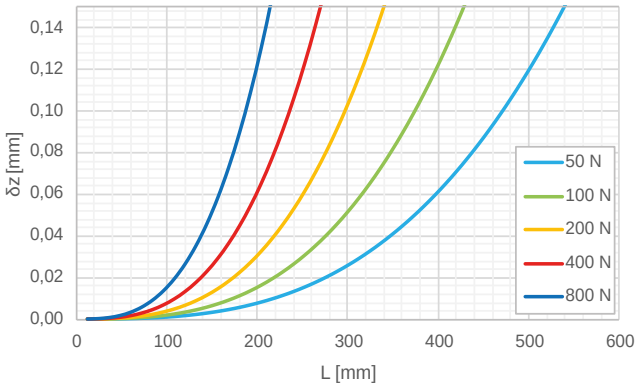

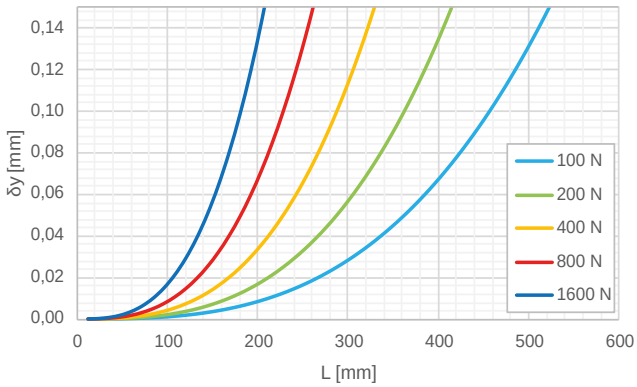

LIMITI STRUTTURALI /STRUCTURAL LIMITS

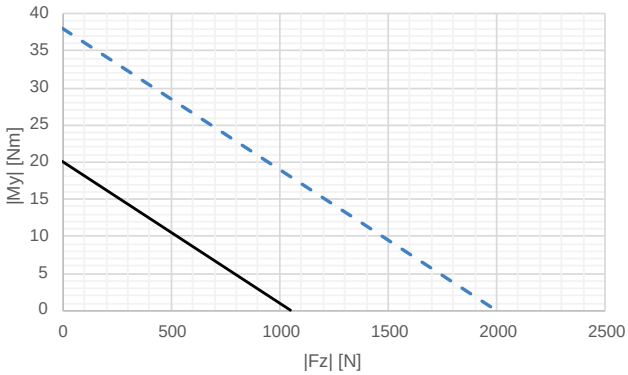

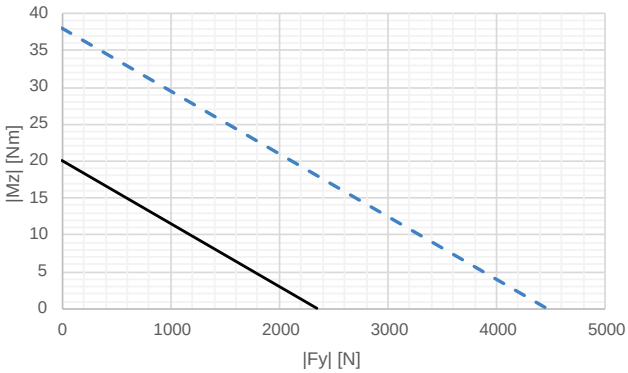

— Limite rottura a fatica: vita stimata superiore ai $10x10^6$ cicli col 99% probabilità. I grafici non possono essere combinati e valgono per: |Mx| <= 0.1 |My| e |Mx| <= 0.1 |Mz|.
Fatigue limit: estimated lifetime higher than $10x10^6$ cycles with 99% probability. Charts cannot be combined and are valid for: |Mx| <=0.1 |My| and |Mx| <=0.1 |Mz|.

--- Arresto d'emergenza max 100 volte nel corso della vita del prodotto.
Emergency stop max 100 times during service life.

Per casi di sollecitazione composta si faccia riferimento all'ufficio tecnico.
In case of combined stress contact our technical department.

MODELLO / MODEL

AMC060LM

INFORMAZIONI TECNICHE / TECHNICAL INFORMATION

Massa base unità (corsa zero) *Unit's base mass (zero stroke)*	[Kg]	2,47
Massa lineare unità *Unit's linear mass*	[Kg/100mm]	0,47
Massa carro *Carriage's mass*	[Kg]	0,89
Velocità massima* *Maximum velocity*	[m/s]	4
Ripetibilità a vuoto *Unloaded repeatability*	[mm]	0,1
Sviluppo puleggia *Pulley's circumference*	[mm/giro]	125
Taglia cinghia *Belt's size*	[-]	25 AT 5
Forza massima di trazione sulla cinghia* *Maximum traction force on belt*	[N]	607
Momento principale d'inerzia Y *Principal moment of inertia Y*	[cm^4]	25
Momento principale d'inerzia Z *Principal moment of inertia Z*	[cm^4]	45

* I valori sono da considerarsi indicativi.
Prestazioni superiori sono possibili e vanno verificate col nostro ufficio tecnico.
Values should be considered as an indication.
Higher performance are possible. Please contact our technical department.



CARICO MASSIMO AMMISSIBILE / MAXIMUM PERMISSIBLE LOAD

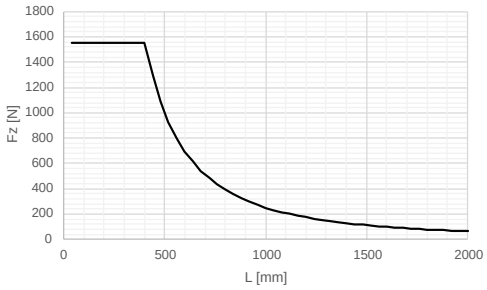

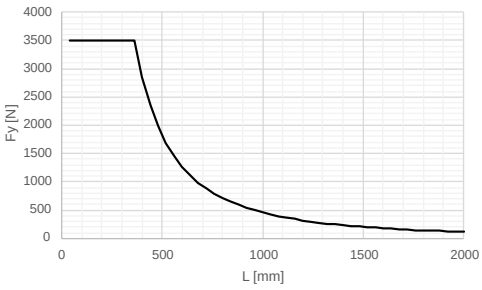

Sono rappresentati i carichi massimi applicabili in condizioni isostatiche, in appoggio, con vincolo torsionale semplice e carico in mezzeria.
Maximum load in isostatic condition centrally loaded.

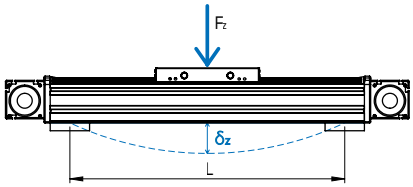

CARICO MASSIMO AMMISSIBILE / MAXIMUM PERMISSIBLE LOAD

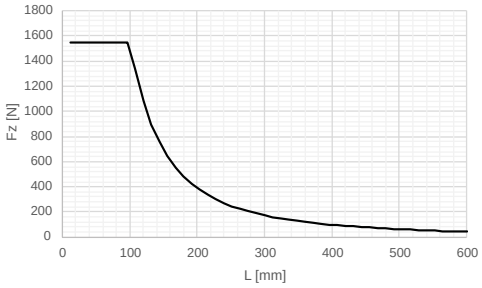

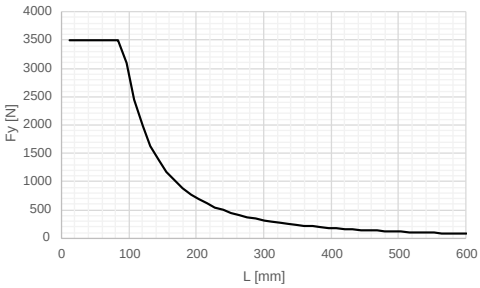

Sono rappresentati i carichi massimi applicabili in condizioni isostatiche, con vincolo rigido e carico all'estremità.
Maximum load in an isostatic cantilever loaded condition.

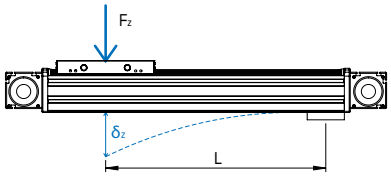

Si raccomanda di non superare i limiti dei grafici per non avere malfunzionamento dell'unità, peggioramento delle prestazioni o eccessiva usura.
We recommend not to exceed the maximum values to avoid lower performance, a reduced reliability and a big wear of the components.

DIMENSIONI / DIMENSIONS

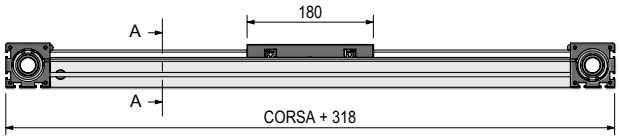

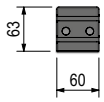

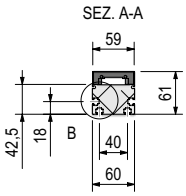



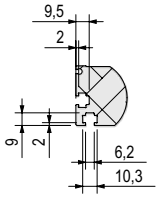

DET. B
SCALA 1 : 5

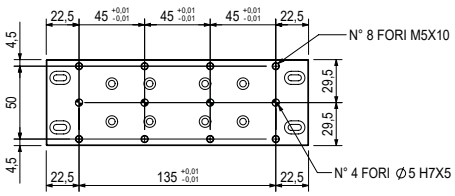

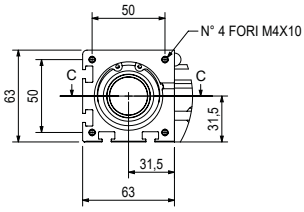

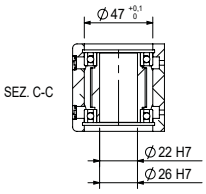

Tipologia interfaccia riduttore (2) (9)
Gearbox interface type
Kit IF20

Configurazioni puleggia
Pulley configurations

Accessori ***Accessories***	**Cinghia** ***Belt***	**Vite** ***Ballscrew***	**Cremagliera** ***Rack and pinion***
(1) Riduttore *Gearbox*	x	x	x
(2) Kit assiale *Axial kit*	x	x	x
(3) Calettatore *Keyless Locking Device*	x		x
(4) Albero di torsione *Torsion shaft*	x		x
(5) Carro aggiuntivo *Additional carriage*	x		x
(6) Giunto elastico *Elastic coupling*	x		
(7) Freno stazionamento *Standing brake*	x		
(8) Elemento fissaggio/tassello *Fastening/plug*	x	x	x
(9) Kit rinvio *Transfer box*	x	x	
(10) Supporto sensore/Camma *Sensor bracket/Cam*	x	x	x

Le Unità Damo sono disponibili con una vasta gamma di accessori e optional specifici concepiti per facilitare la realizzazione e installazione di sistemi monoasse e multiasse.

All Units are available with a wide range of accessories and specific options designed to simplify the construction and installation of single-axis and multi-axis systems.

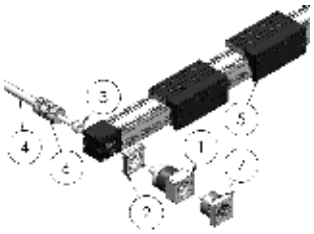

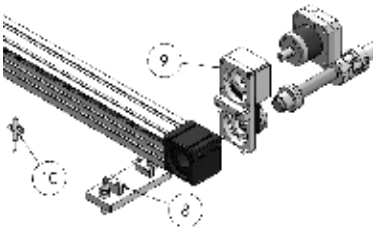

L'ufficio tecnico è a disposizione per la valutazione di applicazioni speciali e per analisi approfondite.
The technical department is available for the evaluation of special applications and for detailed analysis.

MODELLO / MODEL

AMC060LM

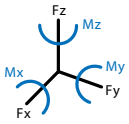

Sono rappresentate le deformazioni massime in condizioni isostatiche, in appoggio, con vincolo torsionale semplice e carico in mezzeria. La deformazione effettiva dipende dalle condizioni di vincolo e dalla combinazione di carico.

Maximum deflection in isostatic condition centrally loaded. Actual strain depends on constraint condition and load combination.

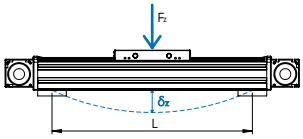

DEFORMAZIONE ELASTICA / ELASTIC DEFORMATION

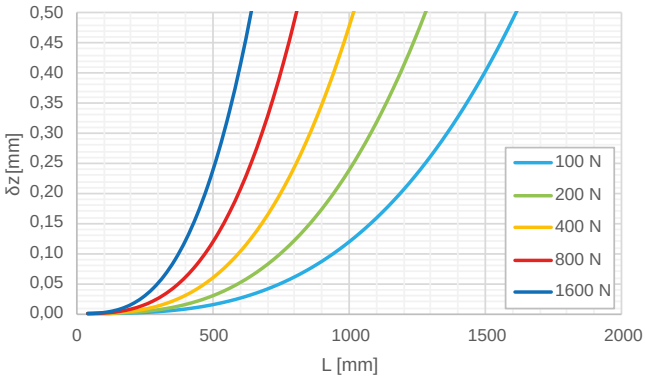

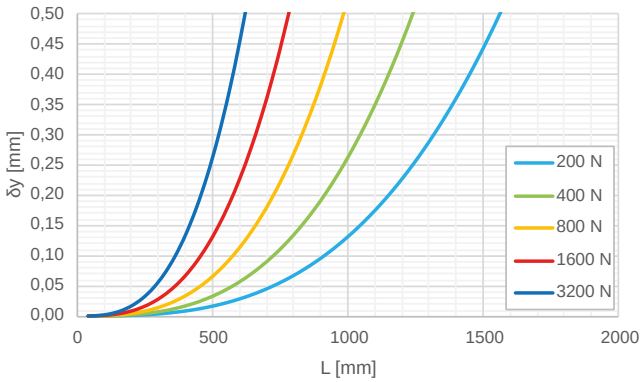

LIMITI STRUTTURALI /STRUTTURAL LIMITS

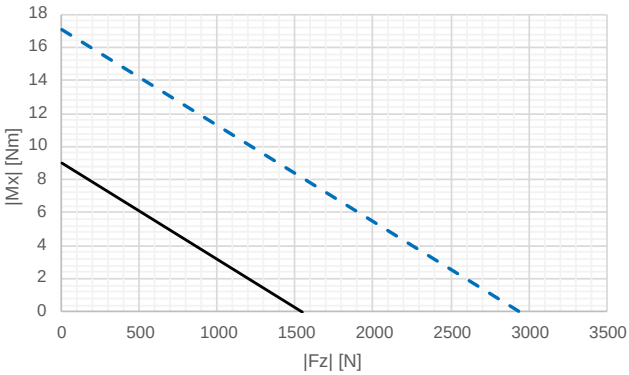

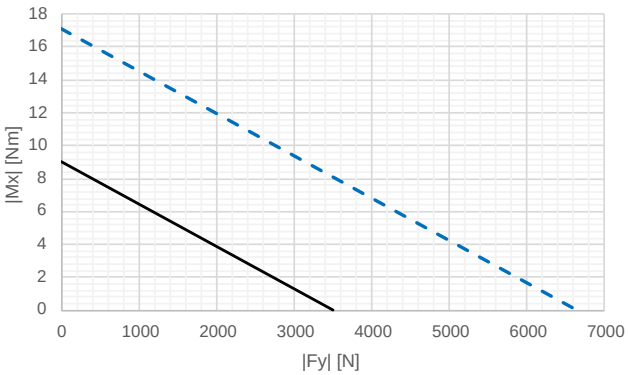

— Limite rottura a fatica: vita stimata superiore ai $10x10^6$ cicli col 99% probabilità. I grafici non possono essere combinati e valgono per: |Mx| <= 0.1 |My| e |Mx| <= 0.1 |Mz|.
Fatigue limit: estimated lifetime higher than $10x10^6$ cycles with 99% probability. Charts cannot be combined and are valid for: |Mx| <=0.1 |My| and |Mx| <=0.1 |Mz|.

--- Arresto d'emergenza max 100 volte nel corso della vita del prodotto.
Emergency stop max 100 times during service life.

Per casi di sollecitazione composta si faccia riferimento all'ufficio tecnico.
In case of combined stress contact our technical department.

MODELLO / MODEL

AMC060LM

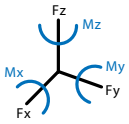

Sono rappresentate le deformazioni massime in condizioni isostatiche, con vincolo rigido e carico all'estremità. La deformazione effettiva dipende dalle condizioni di vincolo e dalla combinazione di carico.

Maximum deflection in an isostatic cantilever loaded condition. Actual strain depends on constraint condition and load combination.

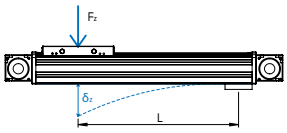

DEFORMAZIONE ELASTICA / ELASTIC DEFORMATION

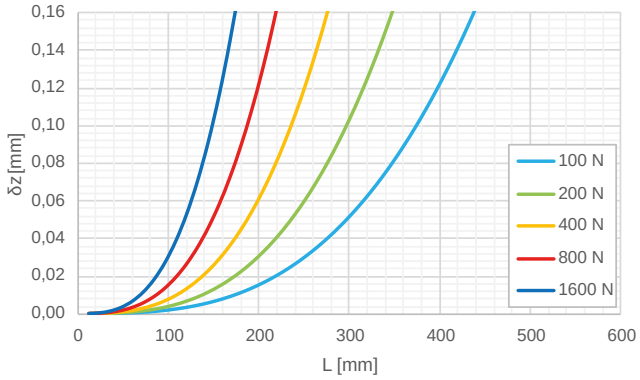

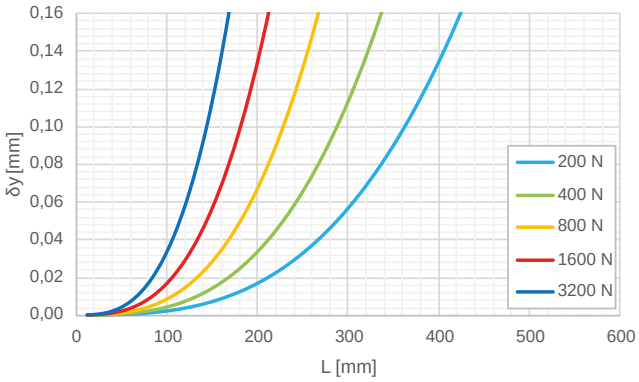

LIMITI STRUTTURALI /STRUCTURAL LIMITS

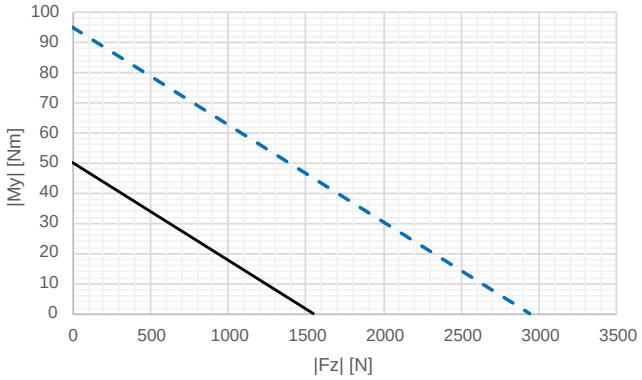

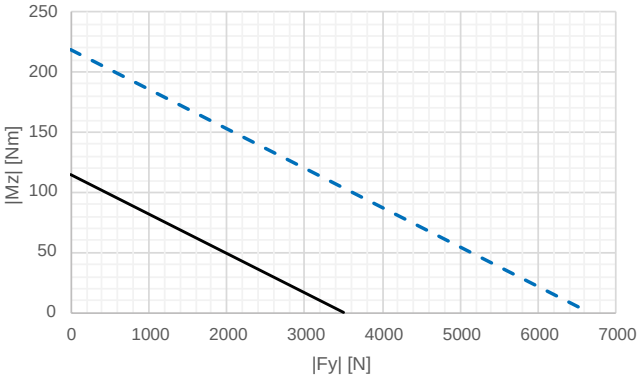

— Limite rottura a fatica: vita stimata superiore ai $10x10^6$ cicli col 99% probabilità. I grafici non possono essere combinati e valgono per: |Mx| <= 0.1 |My| e |Mx| <= 0.1 |Mz|.
Fatigue limit: estimated lifetime higher than $10x10^6$ cycles with 99% probability. Charts cannot be combined and are valid for: |Mx| <=0.1 |My| and |Mx| <=0.1 |Mz|.

--- Arresto d'emergenza max 100 volte nel corso della vita del prodotto.
Emergency stop max 100 times during service life.

Per casi di sollecitazione composta si faccia riferimento all'ufficio tecnico.
In case of combined stress contact our technical department.

MODELLO / MODEL

AMC060C0

INFORMAZIONI TECNICHE / TECHNICAL INFORMATION

Massa base unità (corsa zero) *Unit's base mass (zero stroke)*	[Kg]	3,02
Massa lineare unità *Unit's linear mass*	[Kg/100mm]	0,7
Massa carro *Carriage's mass*	[Kg]	1,17
Velocità massima* *Maximum velocity*	[m/s]	4
Ripetibilità a vuoto *Unloaded repeatability*	[mm]	0,1
Sviluppo puleggia *Pulley's circumference*	[mm/giro]	125
Taglia cinghia *Belt's size*	[-]	25 AT 5
Forza massima di trazione sulla cinghia* *Maximum traction force on belt*	[N]	607
Momento principale d'inerzia Y *Principal moment of inertia Y*	[cm^4]	28
Momento principale d'inerzia Z *Principal moment of inertia Z*	[cm^4]	109

* I valori sono da considerarsi indicativi.
Prestazioni superiori sono possibili e vanno verificate col nostro ufficio tecnico.
Values should be considered as an indication.
Higher performance are possible. Please contact our technical department.



CARICO MASSIMO AMMISSIBILE / MAXIMUM PERMISSIBLE LOAD

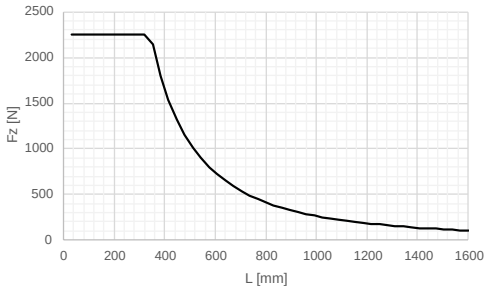

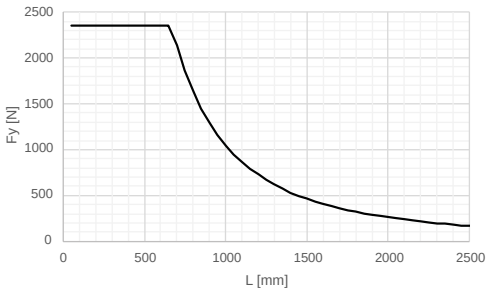

Sono rappresentati i carichi massimi applicabili in condizioni isostatiche, in appoggio, con vincolo torsionale semplice e carico in mezzeria.
Maximum load in isostatic condition centrally loaded.

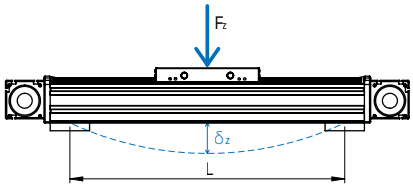

CARICO MASSIMO AMMISSIBILE / MAXIMUM PERMISSIBLE LOAD

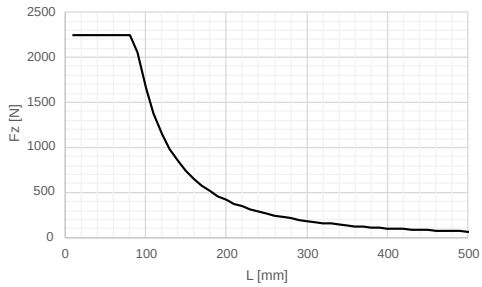

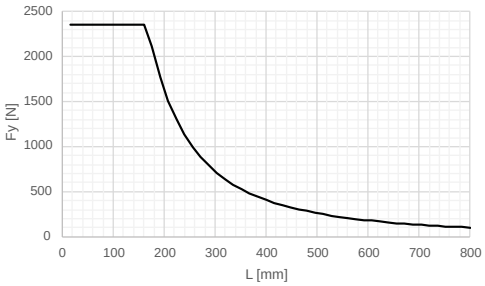

Sono rappresentati i carichi massimi applicabili in condizioni isostatiche, con vincolo rigido e carico all'estremità.
Maximum load in an isostatic cantilever loaded condition.

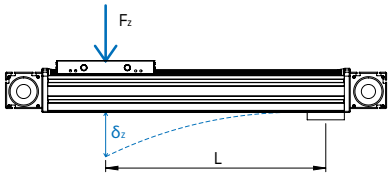

Si raccomanda di non superare i limiti dei grafici per non avere malfunzionamento dell'unità, peggioramento delle prestazioni o eccessiva usura.
We recommend not to exceed the maximum values to avoid lower performance, a reduced reliability and a big wear of the components.

DIMENSIONI / DIMENSIONS

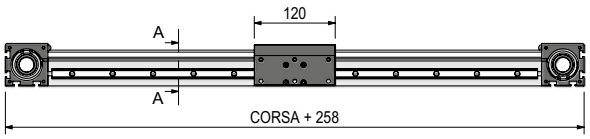

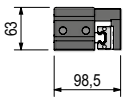

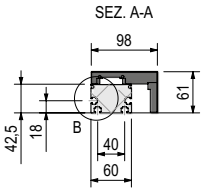



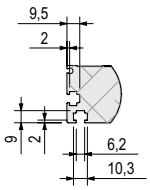

DET. B
SCALA 1 : 5

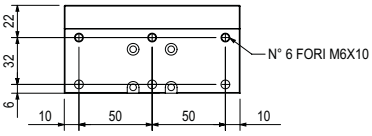

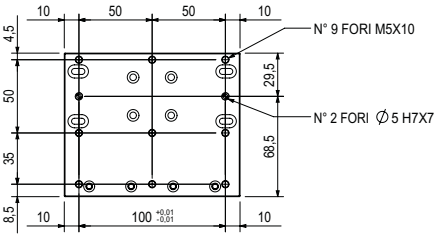

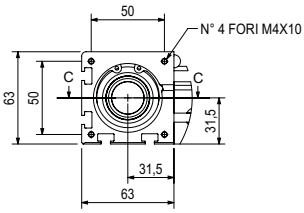

Tipologia interfaccia riduttore (2) (9)
Gearbox interface type
Kit IF20

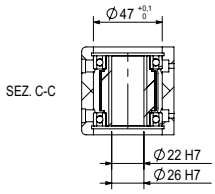

Configurazioni puleggia
Pulley configurations

Accessori ***Accessories***	**Cinghia** ***Belt***	**Vite** ***Ballscrew***	**Cremagliera** ***Rack and pinion***
(1) Riduttore *Gearbox*	x	x	x
(2) Kit assiale *Axial kit*	x	x	x
(3) Calettatore *Keyless Locking Device*	x		x
(4) Albero di torsione *Torsion shaft*	x		x
(5) Carro aggiuntivo *Additional carriage*	x		x
(6) Giunto elastico *Elastic coupling*	x		
(7) Freno stazionamento *Standing brake*	x		
(8) Elemento fissaggio/tassello *Fastening/plug*	x	x	x
(9) Kit rinvio *Transfer box*	x	x	
(10) Supporto sensore/Camma *Sensor bracket/Cam*	x	x	x

Le Unità Damo sono disponibili con una vasta gamma di accessori e optional specifici concepiti per facilitare la realizzazione e installazione di sistemi monoasse e multiasse.

All Units are available with a wide range of accessories and specific options designed to simplify the construction and installation of single-axis and multi-axis systems.

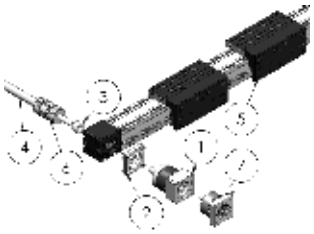

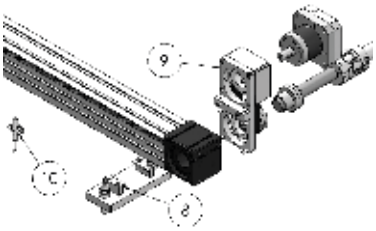

L'ufficio tecnico è a disposizione per la valutazione di applicazioni speciali e per analisi approfondite.
The technical department is available for the evaluation of special applications and for detailed analysis.

MODELLO / MODEL

AMC060C0

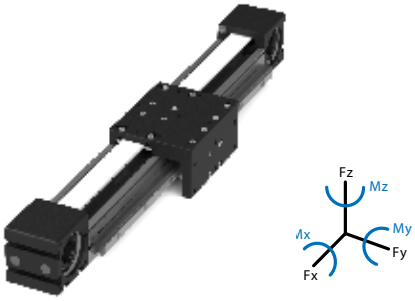

Sono rappresentate le deformazioni massime in condizioni isostatiche, in appoggio, con vincolo torsionale semplice e carico in mezzeria. La deformazione effettiva dipende dalle condizioni di vincolo e dalla combinazione di carico.

Maximum deflection in isostatic condition centrally loaded. Actual strain depends on constraint condition and load combination.

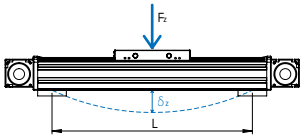

DEFORMAZIONE ELASTICA / ELASTIC DEFORMATION

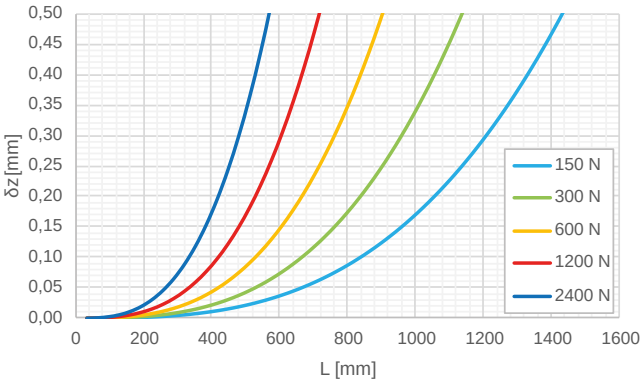

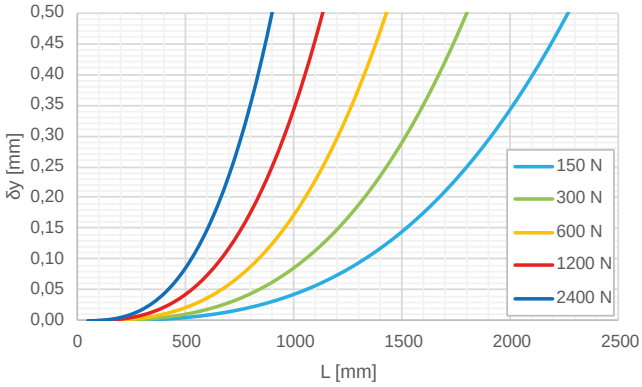

LIMITI STRUTTURALI /STRUTTURAL LIMITS

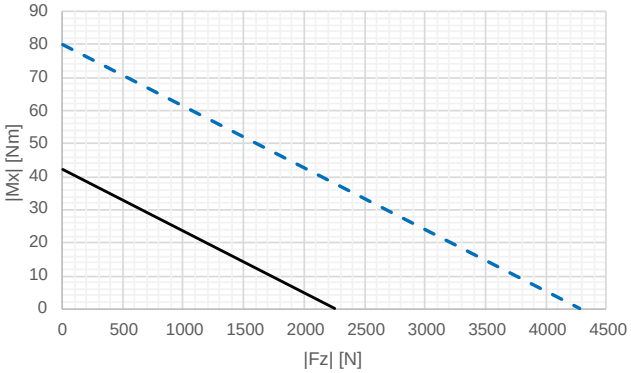

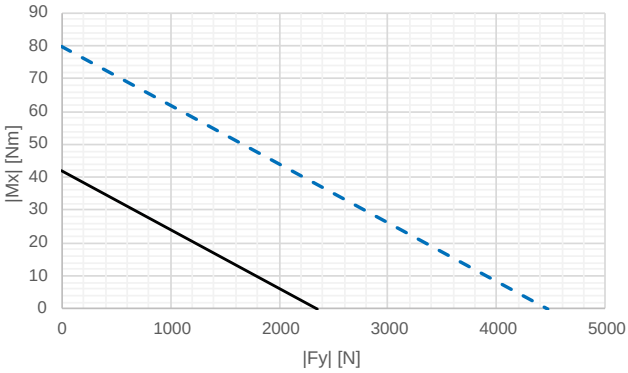

— Limite rottura a fatica: vita stimata superiore ai $10x10^6$ cicli col 99% probabilità. I grafici non possono essere combinati e valgono per: |Mx| <= 0.1 |My| e |Mx| <= 0.1 |Mz|.
Fatigue limit: estimated lifetime higher than $10x10^6$ cycles with 99% probability. Charts cannot be combined and are valid for: |Mx| <=0.1 |My| and |Mx| <=0.1 |Mz|.

--- Arresto d'emergenza max 100 volte nel corso della vita del prodotto.
Emergency stop max 100 times during service life.

Limiti strutturali riferiti a condizioni di carico agenti sul lato superiore del carro. Condizioni di carico applicate sul lato laterale fare riferimento all'ufficio tecnico.
Structural limits referred to load conditions acting on the upper side of the carriage. Load conditions applied on the lateral side contact our technical department.

Per casi di sollecitazione composta si faccia riferimento all'ufficio tecnico.
In case of combined stress contact our technical department.

MODELLO / MODEL

AMC060C0

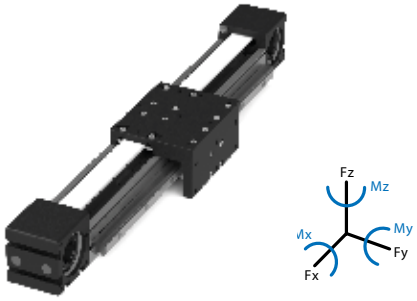

Sono rappresentate le deformazioni massime in condizioni isostatiche, con vincolo rigido e carico all'estremità. La deformazione effettiva dipende dalle condizioni di vincolo e dalla combinazione di carico.

Maximum deflection in an isostatic cantilever loaded condition. Actual strain depends on constraint condition and load combination.

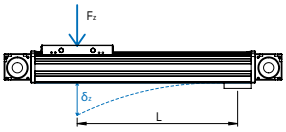

DEFORMAZIONE ELASTICA / ELASTIC DEFORMATION

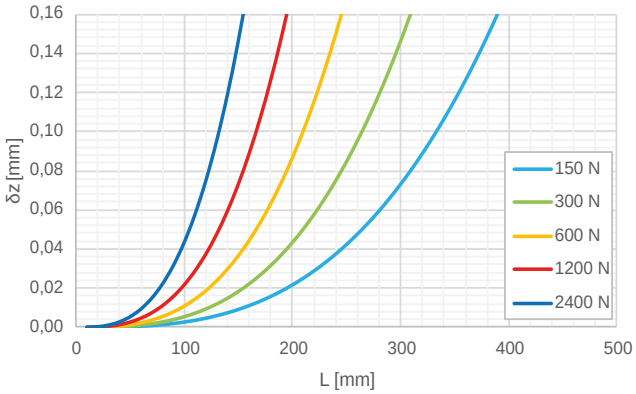

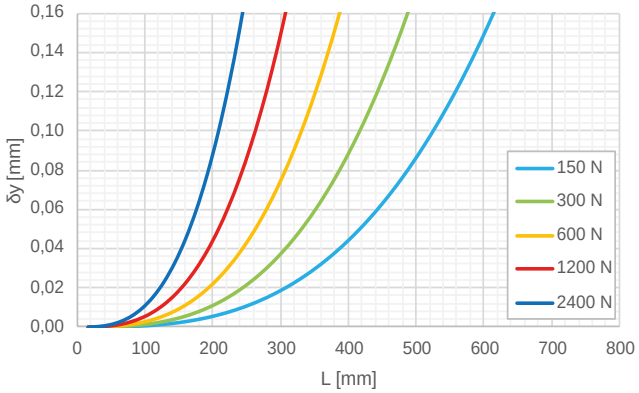

LIMITI STRUTTURALI /STRUCTURAL LIMITS

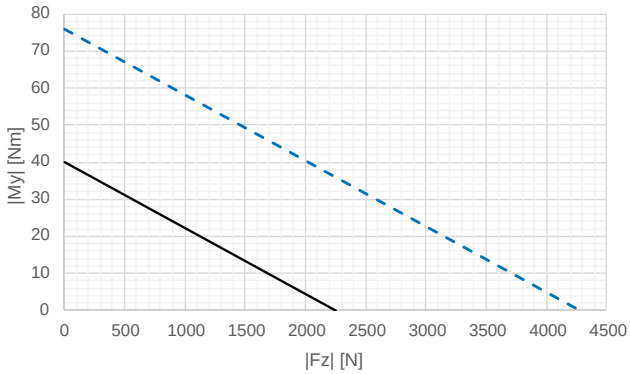

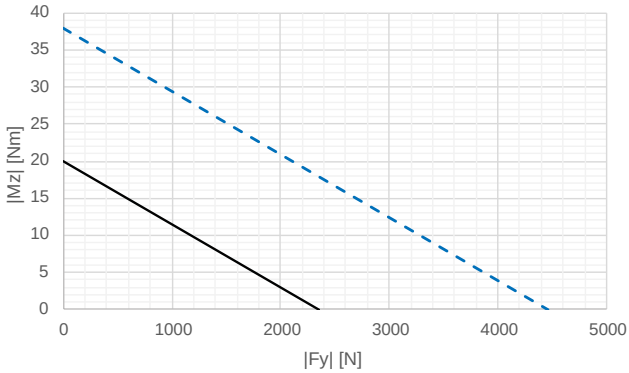

— Limite rottura a fatica: vita stimata superiore ai $10x10^6$ cicli col 99% probabilità. I grafici non possono essere combinati e valgono per: |Mx| <= 0.1 |My| e |Mx| <= 0.1 |Mz|.
Fatigue limit: estimated lifetime higher than $10x10^6$ cycles with 99% probability. Charts cannot be combined and are valid for: |Mx| <=0.1 |My| and |Mx| <=0.1 |Mz|.

--- Arresto d'emergenza max 100 volte nel corso della vita del prodotto.
Emergency stop max 100 times during service life.

Limiti strutturali riferiti a condizioni di carico agenti sul lato superiore del carro. Condizioni di carico applicate sul lato laterale fare riferimento all'ufficio tecnico.
Structural limits referred to load conditions acting on the upper side of the carriage. Load conditions applied on the lateral side contact our technical department.

Per casi di sollecitazione composta si faccia riferimento all'ufficio tecnico.
In case of combined stress contact our technical department.

MODELLO / MODEL

AMC060LO

INFORMAZIONI TECNICHE / TECHNICAL INFORMATION

Massa base unità (corsa zero) *Unit's base mass (zero stroke)*	[Kg]	4,2
Massa lineare unità *Unit's linear mass*	[Kg/100mm]	0,7
Massa carro *Carriage's mass*	[Kg]	2,1
Velocità massima* *Maximum velocity*	[m/s]	4
Ripetibilità a vuoto *Unloaded repeatability*	[mm]	0,1
Sviluppo puleggia *Pulley's circumference*	[mm/giro]	125
Taglia cinghia *Belt's size*	[-]	25 AT 5
Forza massima di trazione sulla cinghia* *Maximum traction force on belt*	[N]	607
Momento principale d'inerzia Y *Principal moment of inertia Y*	[cm^4]	28
Momento principale d'inerzia Z *Principal moment of inertia Z*	[cm^4]	109

* I valori sono da considerarsi indicativi.
Prestazioni superiori sono possibili e vanno verificate col nostro ufficio tecnico.
Values should be considered as an indication.
Higher performance are possible. Please contact our technical department.



CARICO MASSIMO AMMISSIBILE / MAXIMUM PERMISSIBLE LOAD

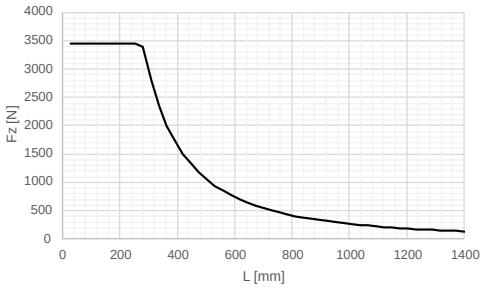

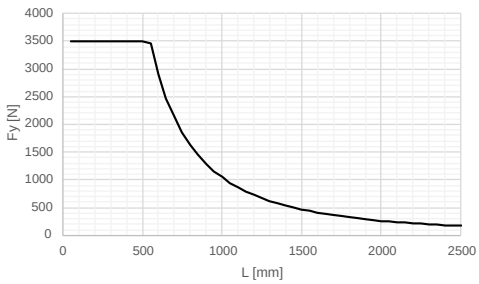

Sono rappresentati i carichi massimi applicabili in condizioni isostatiche, in appoggio, con vincolo torsionale semplice e carico in mezzeria.

Maximum load in isostatic condition centrally loaded.

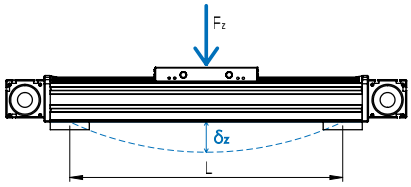

CARICO MASSIMO AMMISSIBILE / MAXIMUM PERMISSIBLE LOAD

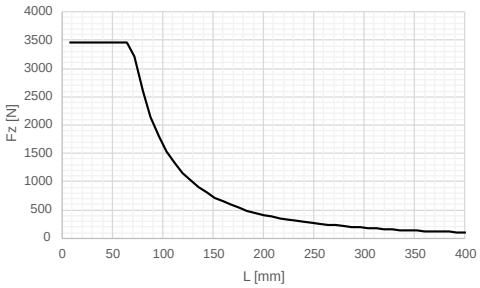

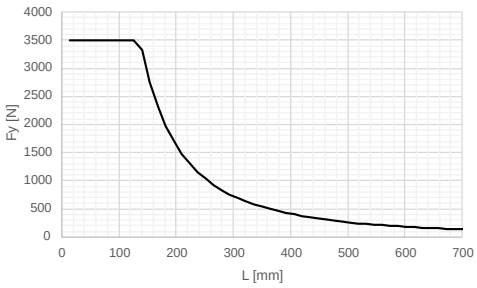

Sono rappresentati i carichi massimi applicabili in condizioni isostatiche, con vincolo rigido e carico all'estremità.

Maximum load in an isostatic cantilever loaded condition.

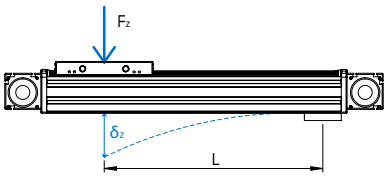

Si raccomanda di non superare i limiti dei grafici per non avere malfunzionamento dell'unità, peggioramento delle prestazioni o eccessiva usura.
We recommend not to exceed the maximum values to avoid lower performance, a reduced reliability and a big wear of the components.

Limiti di carico massimo riferiti a condizioni di carico agenti sul lato superiore del carro. Condizioni di carico applicate sul lato laterale fare riferimento all'ufficio tecnico.

DIMENSIONI / DIMENSIONS

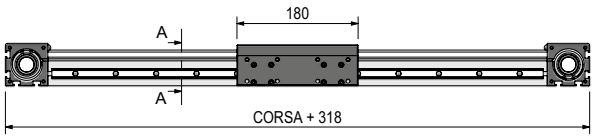

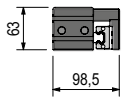

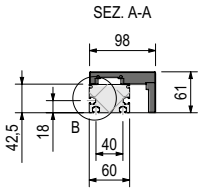

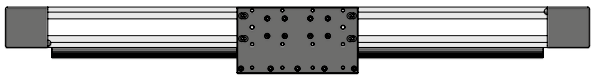

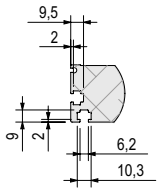

DET. B
SCALA 1 : 5

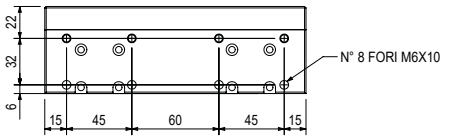

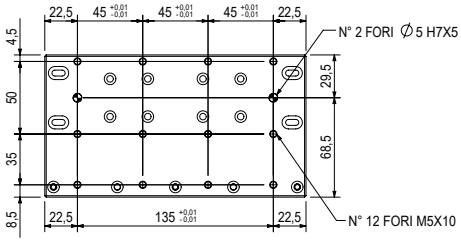

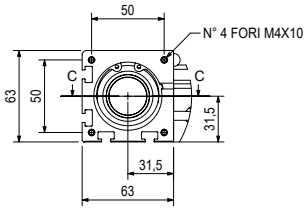

Tipologia interfaccia riduttore (2) (9)
Gearbox interface type
Kit IF20

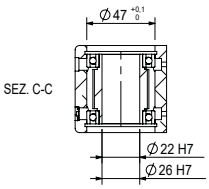

Configurazioni puleggia
Pulley configurations

Accessori ***Accessories***	**Cinghia** ***Belt***	**Vite** ***Ballscrew***	**Cremagliera** ***Rack and pinion***
(1) Riduttore *Gearbox*	x	x	x
(2) Kit assiale *Axial kit*	x	x	x
(3) Calettatore *Keyless Locking Device*	x		x
(4) Albero di torsione *Torsion shaft*	x		x
(5) Carro aggiuntivo *Additional carriage*	x		x
(6) Giunto elastico *Elastic coupling*	x		
(7) Freno stazionamento *Standing brake*	x		
(8) Elemento fissaggio/tassello *Fastening/plug*	x	x	x
(9) Kit rinvio *Transfer box*	x	x	
(10) Supporto sensore/Camma *Sensor bracket/Cam*	x	x	x

Le Unità Damo sono disponibili con una vasta gamma di accessori e optional specifici concepiti per facilitare la realizzazione e installazione di sistemi monoasse e multiasse.

All Units are available with a wide range of accessories and specific options designed to simplify the construction and installation of single-axis and multi-axis systems.

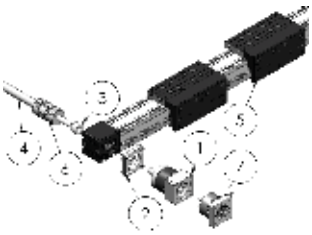

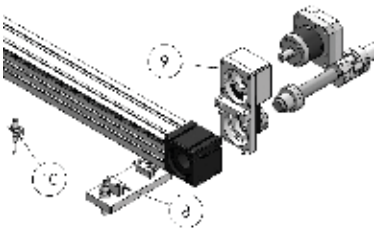

L'ufficio tecnico è a disposizione per la valutazione di applicazioni speciali e per analisi approfondite.
The technical department is available for the evaluation of special applications and for detailed analysis.

MODELLO / MODEL

AMC060L0

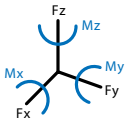

Sono rappresentate le deformazioni massime in condizioni isostatiche, in appoggio, con vincolo torsionale semplice e carico in mezzeria. La deformazione effettiva dipende dalle condizioni di vincolo e dalla combinazione di carico.

Maximum deflection in isostatic condition centrally loaded. Actual strain depends on constraint condition and load combination.

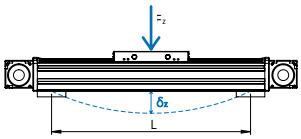

DEFORMAZIONE ELASTICA / ELASTIC DEFORMATION

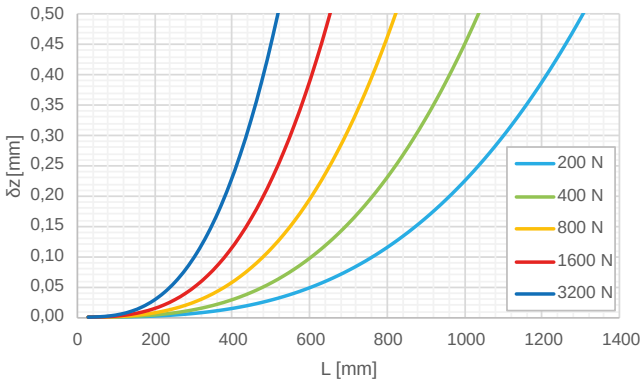

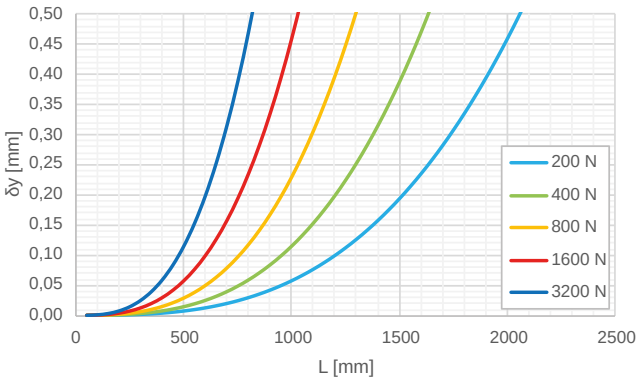

LIMITI STRUTTURALI /STRUCTURAL LIMITS

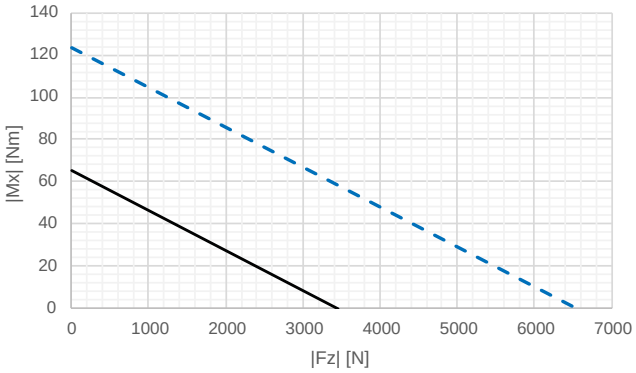

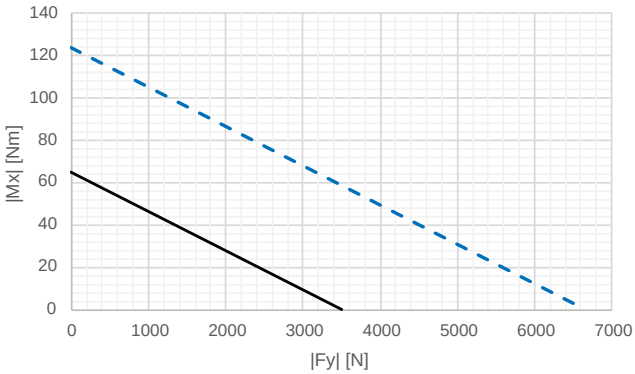

— Limite rottura a fatica: vita stimata superiore ai $10x10^6$ cicli col 99% probabilità. I grafici non possono essere combinati e valgono per: |Mx| <= 0.1 |My| e |Mx| <= 0.1 |Mz|.
Fatigue limit: estimated lifetime higher than $10x10^6$ cycles with 99% probability. Charts cannot be combined and are valid for: |Mx| <=0.1 |My| and |Mx| <=0.1 |Mz|.

- - - Arresto d'emergenza max 100 volte nel corso della vita del prodotto.
Emergency stop max 100 times during service life.

Limiti strutturali riferiti a condizioni di carico agenti sul lato superiore del carro. Condizioni di carico applicate sul lato laterale fare riferimento all'ufficio tecnico.
Structural limits referred to load conditions acting on the upper side of the carriage. Load conditions applied on the lateral side contact our technical department.

Per casi di sollecitazione composta si faccia riferimento all'ufficio tecnico.
In case of combined stress contact our technical department.

MODELLO / MODEL

AMC060LO

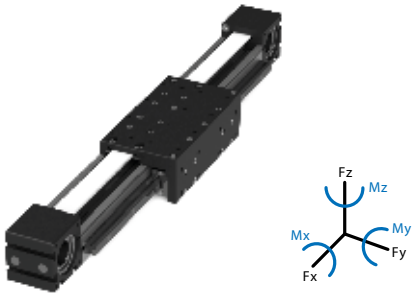

Sono rappresentate le deformazioni massime in condizioni isostatiche, con vincolo rigido e carico all'estremità. La deformazione effettiva dipende dalle condizioni di vincolo e dalla combinazione di carico.

Maximum deflection in an isostatic cantilever loaded condition. Actual strain depends on constraint condition and load combination.

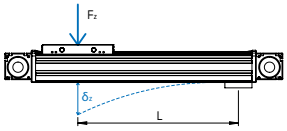

DEFORMAZIONE ELASTICA / ELASTIC DEFORMATION

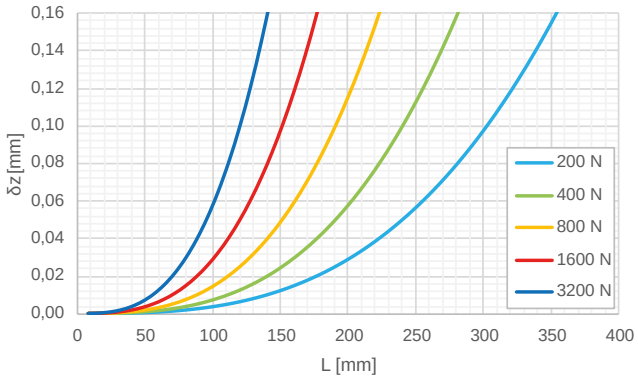

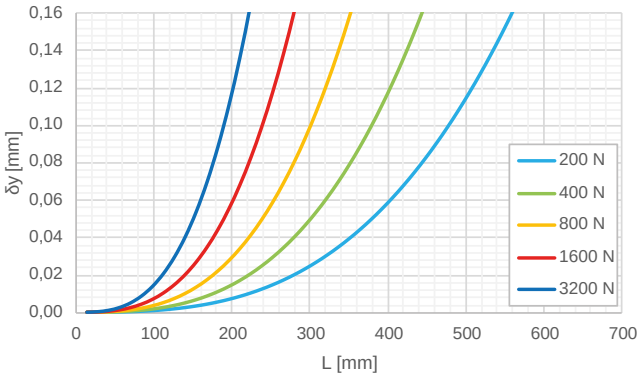

LIMITI STRUTTURALI /STRUCTURAL LIMITS

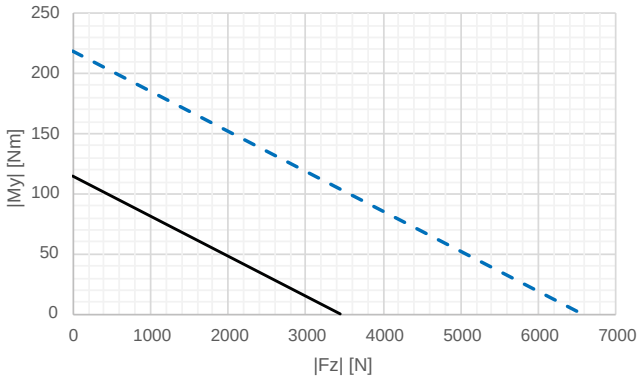

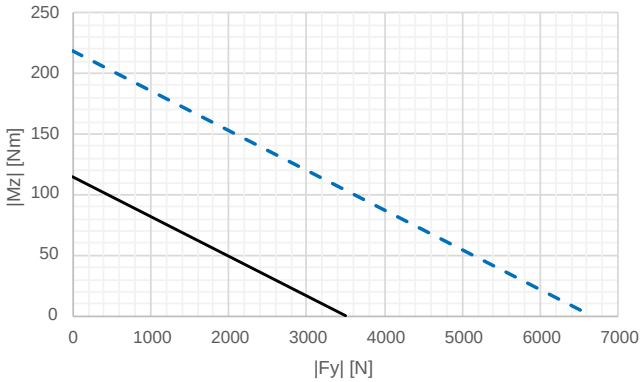

— Limite rottura a fatica: vita stimata superiore ai $10x10^6$ cicli col 99% probabilità. I grafici non possono essere combinati e valgono per: |Mx| <= 0.1 |My| e |Mx| <= 0.1 |Mz|.
Fatigue limit: estimated lifetime higher than $10x10^6$ cycles with 99% probability. Charts cannot be combined and are valid for: |Mx| <=0.1 |My| and |Mx| <=0.1 |Mz|.

--- Arresto d'emergenza max 100 volte nel corso della vita del prodotto.
Emergency stop max 100 times during service life.

Limiti strutturali riferiti a condizioni di carico agenti sul lato superiore del carro. Condizioni di carico applicate sul lato laterale fare riferimento all'ufficio tecnico.
Structural limits referred to load conditions acting on the upper side of the carriage. Load conditions applied on the lateral side contact our technical department.

Per casi di sollecitazione composta si faccia riferimento all'ufficio tecnico.
In case of combined stress contact our technical department.

CODIFICA UNITÀ LINEARI
TYPE CODES

AMC	080	CM	00300	-	XXX	-	XX

TIPO UNITÀ / MODEL

AMC	Unità lineare a cinghia dentata *Belt driven linear unit*

TAGLIA / SIZE

080	Profilo larghezza 40 mm *Profile width 40 mm*

TIPOLOGIA CARRO / CARRIAGE TYPE

CM	Carro corto monoguida *Short carriage with single guide rail*
LM	Carro lungo monoguida *Long carriage with single guide rail*

CORSA UTILE UNITÀ (mm) / EFFECTIVE STROKE (mm)

TESTATA DESTRA (vedi versione testata) / RIGHT HEAD (view head version)

TIPOLOGIA CONFIGURAZIONE / CONFIGURATION TYPE

A	Configurazione standard *Standard configuration*
C	Configurazione personalizzata *Custom configuration*

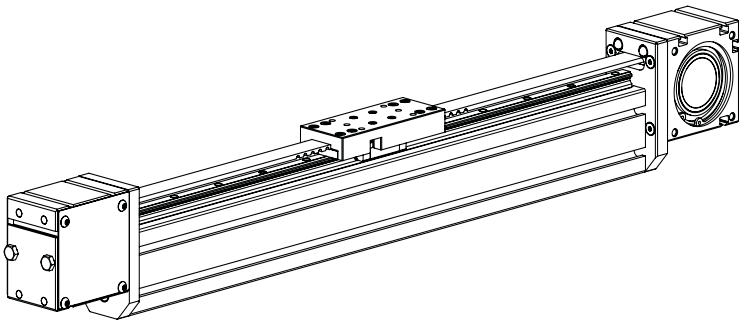

TESTATA DESTRA / RIGHT HEAD

F47	Testata destra con foro passante Ø 47 mm *Right head with hole Ø 47 mm*
D42	Testata destra con foro Ø 42 mm a destra *Right head with hole Ø 42 mm on the right*
S42	Testata destra con foro Ø 42 mm a destra *Right head with hole Ø 42 mm on the right*

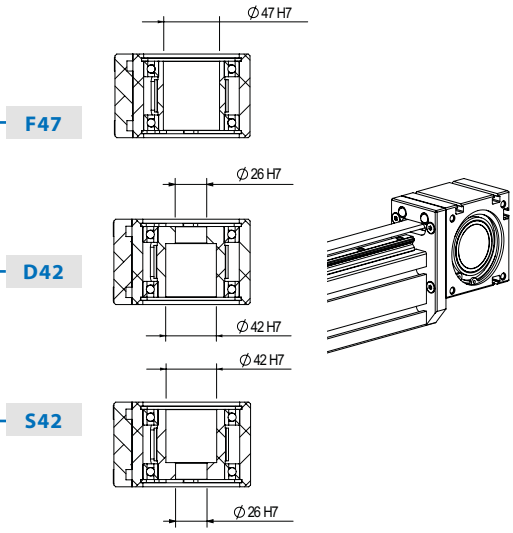

MODELLO / MODEL

AMC080CM

INFORMAZIONI TECNICHE / TECHNICAL INFORMATION

Massa base unità (corsa zero) *Unit's base mass (zero stroke)*	[Kg]	4,1
Massa lineare unità *Unit's linear mass*	[Kg/100mm]	0,4
Massa carro *Carriage's mass*	[Kg]	0,45
Velocità massima* *Maximum velocity*	[m/s]	4
Ripetibilità a vuoto *Unloaded repeatability*	[mm]	0,1
Sviluppo puleggia *Pulley's circumference*	[mm/giro]	200
Taglia cinghia *Belt's size*	[-]	25 AT 10
Forza massima di trazione sulla cinghia* *Maximum traction force on belt*	[N]	1347
Momento principale d'inerzia Y *Principal moment of inertia Y*	[cm^4]	137
Momento principale d'inerzia Z *Principal moment of inertia Z*	[cm^4]	17

* I valori sono da considerarsi indicativi.
Prestazioni superiori sono possibili e vanno verificate col nostro ufficio tecnico.
Values should be considered as an indication.
Higher performance are possible. Please contact our technical department.



CARICO MASSIMO AMMISSIBILE / MAXIMUM PERMISSIBLE LOAD

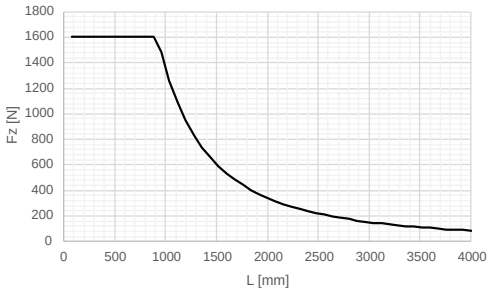

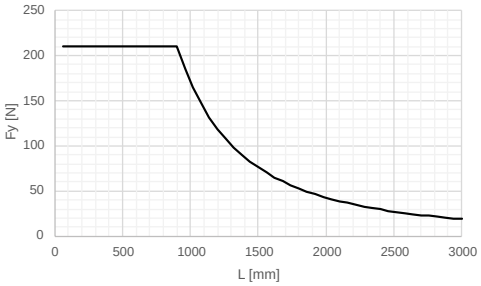

Sono rappresentati i carichi massimi applicabili in condizioni isostatiche, in appoggio, con vincolo torsionale semplice e carico in mezzeria.

Maximum load in isostatic condition centrally loaded.

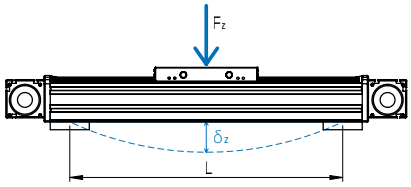

CARICO MASSIMO AMMISSIBILE / MAXIMUM PERMISSIBLE LOAD

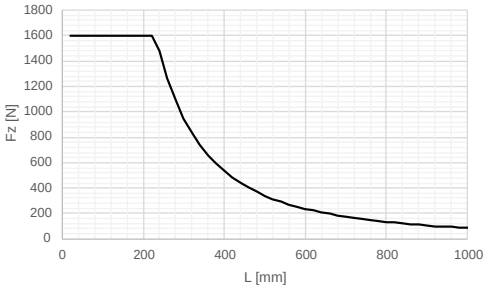

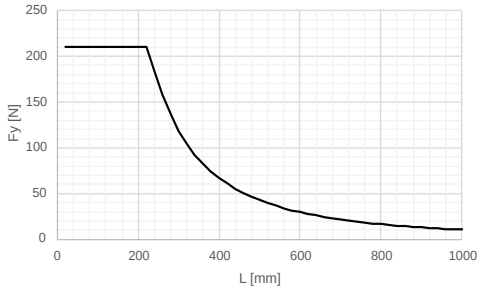

Sono rappresentati i carichi massimi applicabili in condizioni isostatiche, con vincolo rigido e carico all'estremità.

Maximum load in an isostatic cantilever loaded condition.

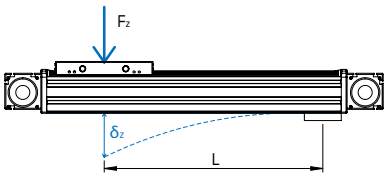

Si raccomanda di non superare i limiti dei grafici per non avere malfunzionamento dell'unità, peggioramento delle prestazioni o eccessiva usura.
We recommend not to exceed the maximum values to avoid lower performance, a reduced reliability and a big wear of the components.

DIMENSIONI / DIMENSIONS

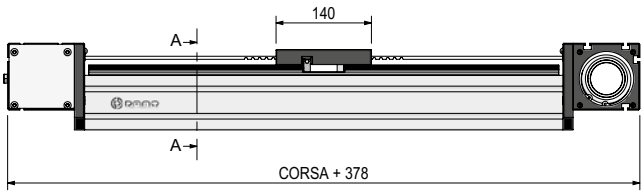

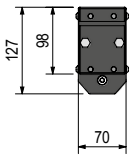

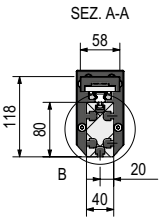



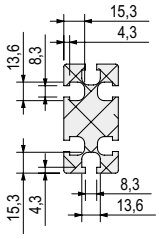

DET. B
SCALA 1 : 5

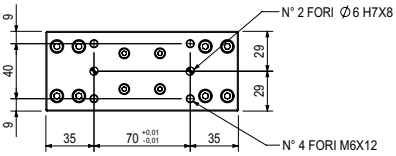

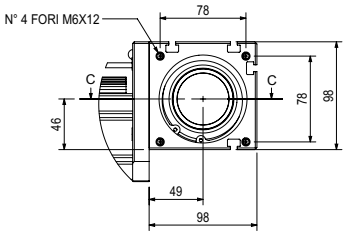

Tipologia interfaccia riduttore (2) (9)
Gearbox interface type
Kit IF20

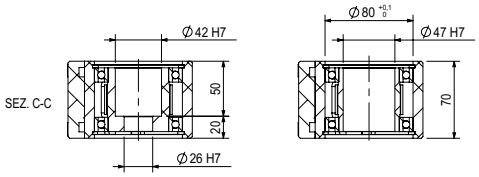

Configurazioni puleggia
Pulley configurations

	Accessori ***Accessories***	**Cinghia** ***Belt***	**Vite** ***Ballscrew***	**Cremagliera** ***Rack and pinion***
(1)	Riduttore *Gearbox*	x	x	x
(2)	Kit assiale *Axial kit*	x	x	x
(3)	Calettatore *Keyless Locking Device*	x		x
(4)	Albero di torsione *Torsion shaft*	x		x
(5)	Carro aggiuntivo *Additional carriage*	x		x
(6)	Giunto elastico *Elastic coupling*	x		
(7)	Freno stazionamento *Standing brake*	x		
(8)	Elemento fissaggio/tassello *Fastening/plug*	x	x	x
(9)	Kit rinvio *Transfer box*	x	x	
(10)	Supporto sensore/Camma *Sensor bracket/Cam*	x	x	x

Le Unità Damo sono disponibili con una vasta gamma di accessori e optional specifici concepiti per facilitare la realizzazione e installazione di sistemi monoasse e multiasse.

All Units are available with a wide range of accessories and specific options designed to simplify the construction and installation of single-axis and multi-axis systems.

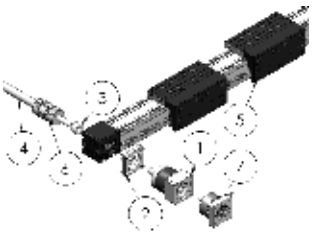

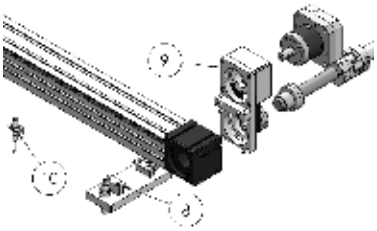

L'ufficio tecnico è a disposizione per la valutazione di applicazioni speciali e per analisi approfondite.
The technical department is available for the evaluation of special applications and for detailed analysis.

MODELLO / MODEL

AMC080CM

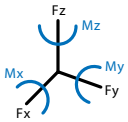

Sono rappresentate le deformazioni massime in condizioni isostatiche, in appoggio, con vincolo torsionale semplice e carico in mezzeria. La deformazione effettiva dipende dalle condizioni di vincolo e dalla combinazione di carico.

Maximum deflection in isostatic condition centrally loaded. Actual strain depends on constraint condition and load combination.

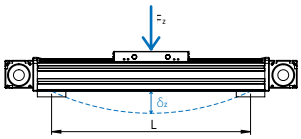

DEFORMAZIONE ELASTICA / ELASTIC DEFORMATION

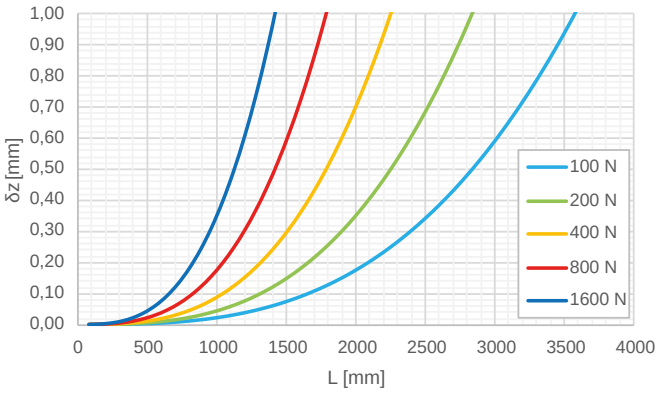

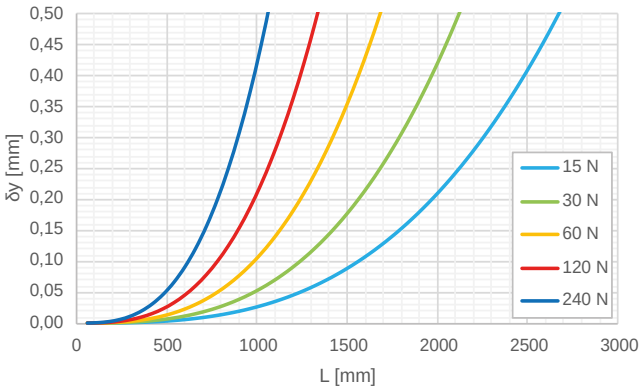

LIMITI STRUTTURALI /STRUCTURAL LIMITS

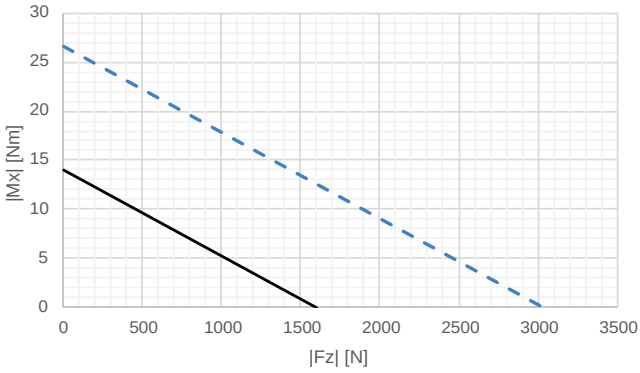

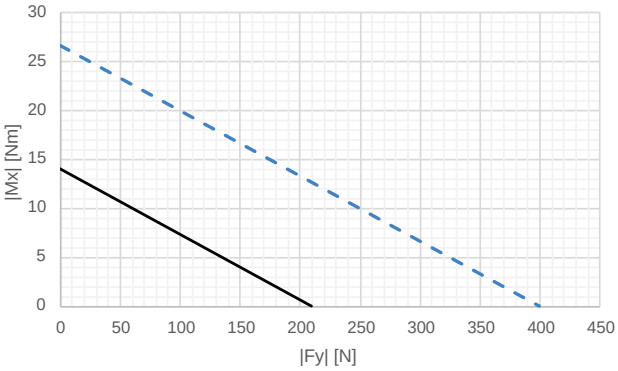

— Limite rottura a fatica: vita stimata superiore ai $10x10^6$ cicli col 99% probabilità. I grafici non possono essere combinati e valgono per: |Mx| <= 0.1 |My| e |Mx| <= 0.1 |Mz|.
Fatigue limit: estimated lifetime higher than $10x10^6$ cycles with 99% probability. Charts cannot be combined and are valid for: |Mx| <=0.1 |My| and |Mx| <=0.1 |Mz|.

--- Arresto d'emergenza max 100 volte nel corso della vita del prodotto.
Emergency stop max 100 times during service life.

Per casi di sollecitazione composta si faccia riferimento all'ufficio tecnico.
In case of combined stress contact our technical department.

MODELLO / MODEL

AMC080CM

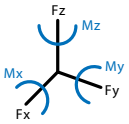

Sono rappresentate le deformazioni massime in condizioni isostatiche, con vincolo rigido e carico all'estremità. La deformazione effettiva dipende dalle condizioni di vincolo e dalla combinazione di carico.

Maximum deflection in an isostatic cantilever loaded condition. Actual strain depends on constraint condition and load combination.

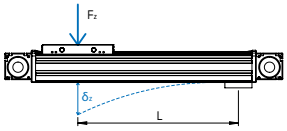

DEFORMAZIONE ELASTICA / ELASTIC DEFORMATION

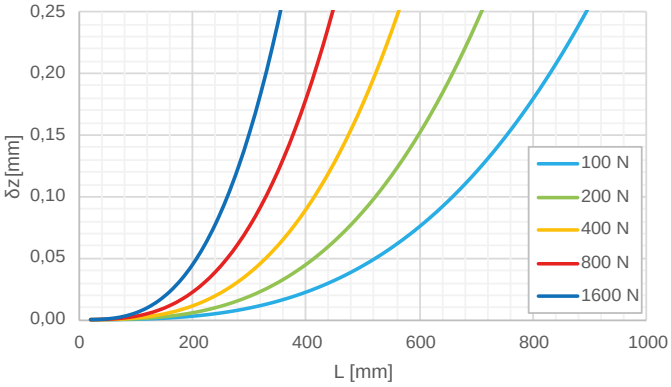

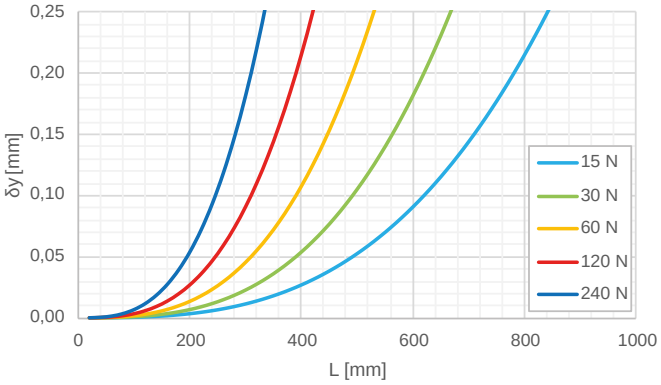

LIMITI STRUTTURALI /STRUCTURAL LIMITS

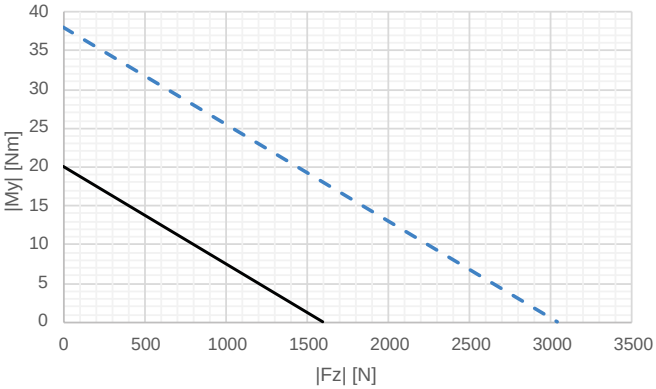

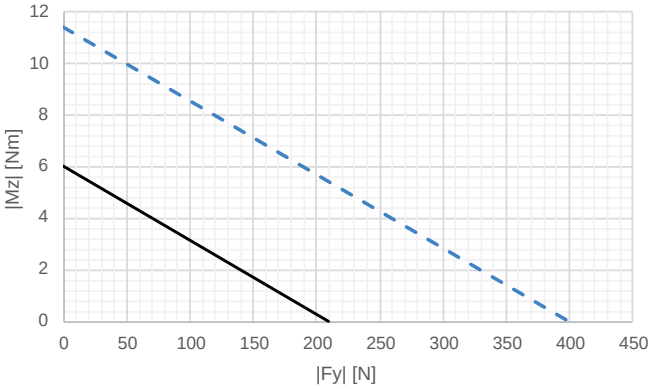

— Limite rottura a fatica: vita stimata superiore ai $10x10^6$ cicli col 99% probabilità. I grafici non possono essere combinati e valgono per: |Mx| <= 0.1 |My| e |Mx| <= 0.1 |Mz|.
Fatigue limit: estimated lifetime higher than $10x10^6$ cycles with 99% probability. Charts cannot be combined and are valid for: |Mx| <=0.1 |My| and |Mx| <=0.1 |Mz|.

--- Arresto d'emergenza max 100 volte nel corso della vita del prodotto.
Emergency stop max 100 times during service life.

Per casi di sollecitazione composta si faccia riferimento all'ufficio tecnico.
In case of combined stress contact our technical department.

MODELLO / MODEL

AMC080LM

INFORMAZIONI TECNICHE / TECHNICAL INFORMATION

Massa base unità (corsa zero) *Unit's base mass (zero stroke)*	[Kg]	5,2
Massa lineare unità *Unit's linear mass*	[Kg/100mm]	0,4
Massa carro *Carriage's mass*	[Kg]	0,63
Velocità massima* *Maximum velocity*	[m/s]	4
Ripetibilità a vuoto *Unloaded repeatability*	[mm]	0,1
Sviluppo puleggia *Pulley's circumference*	[mm/giro]	200
Taglia cinghia *Belt's size*	[-]	25 AT 10
Forza massima di trazione sulla cinghia* *Maximum traction force on belt*	[N]	1347
Momento principale d'inerzia Y *Principal moment of inertia Y*	[cm^4]	137
Momento principale d'inerzia Z *Principal moment of inertia Z*	[cm^4]	17

* I valori sono da considerarsi indicativi.
Prestazioni superiori sono possibili e vanno verificate col nostro ufficio tecnico.
Values should be considered as an indication.
Higher performance are possible. Please contact our technical department.



CARICO MASSIMO AMMISSIBILE / MAXIMUM PERMISSIBLE LOAD

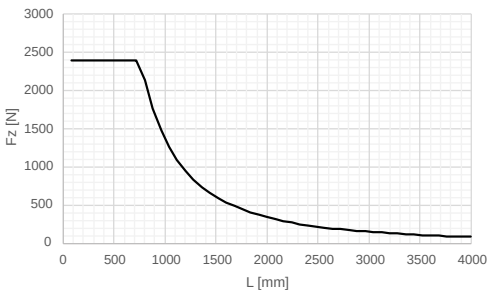

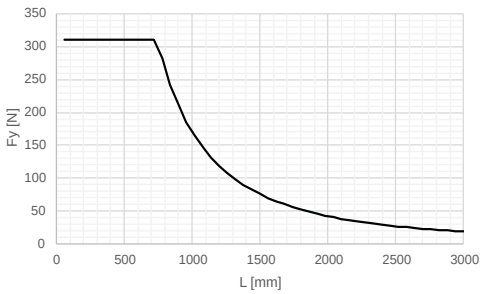

Sono rappresentati i carichi massimi applicabili in condizioni isostatiche, in appoggio, con vincolo torsionale semplice e carico in mezzeria.

Maximum load in isostatic condition centrally loaded.

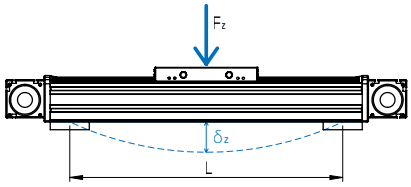

CARICO MASSIMO AMMISSIBILE / MAXIMUM PERMISSIBLE LOAD

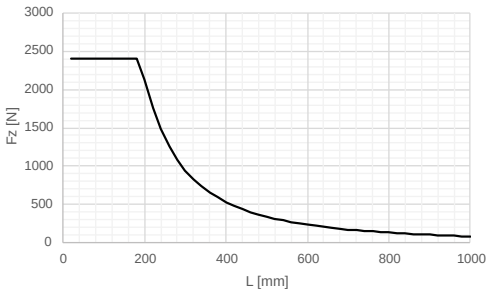

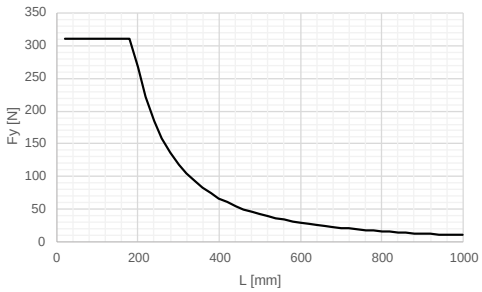

Sono rappresentati i carichi massimi applicabili in condizioni isostatiche, con vincolo rigido e carico all'estremità.

Maximum load in an isostatic cantilever loaded condition.

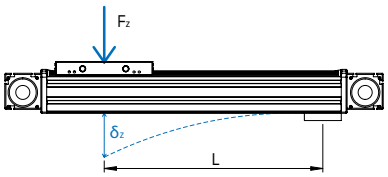

Si raccomanda di non superare i limiti dei grafici per non avere malfunzionamento dell'unità, peggioramento delle prestazioni o eccessiva usura.
We recommend not to exceed the maximum values to avoid lower performance, a reduced reliability and a big wear of the components.

DIMENSIONI / DIMENSIONS

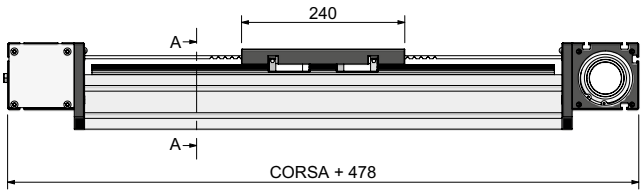

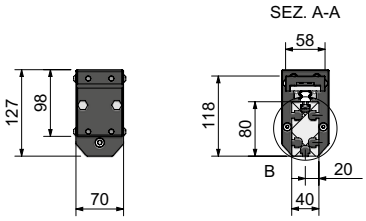



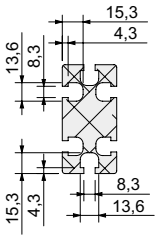

DET. B
SCALA 1 : 5

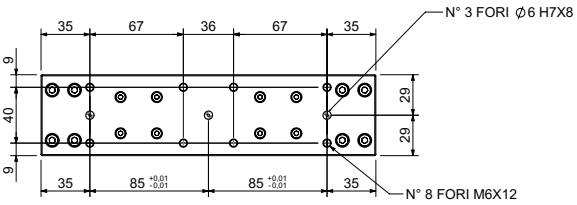

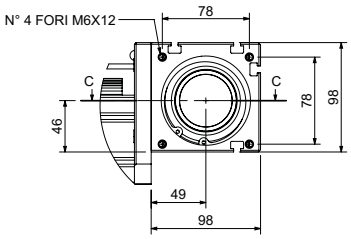

Tipologia interfaccia riduttore (2) (9)
Gearbox interface type
Kit IF20

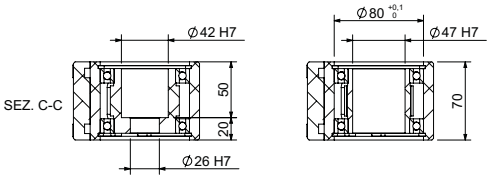

Configurazioni puleggia
Pulley configurations

	Accessori ***Accessories***	**Cinghia** ***Belt***	**Vite** ***Ballscrew***	**Cremagliera** ***Rack and pinion***
(1)	Riduttore *Gearbox*	x	x	x
(2)	Kit assiale *Axial kit*	x	x	x
(3)	Calettatore *Keyless Locking Device*	x		x
(4)	Albero di torsione *Torsion shaft*	x		x
(5)	Carro aggiuntivo *Additional carriage*	x		x
(6)	Giunto elastico *Elastic coupling*	x		
(7)	Freno stazionamento *Standing brake*	x		
(8)	Elemento fissaggio/tassello *Fastening/plug*	x	x	x
(9)	Kit rinvio *Transfer box*	x	x	
(10)	Supporto sensore/Camma *Sensor bracket/Cam*	x	x	x

Le Unità Damo sono disponibili con una vasta gamma di accessori e optional specifici concepiti per facilitare la realizzazione e installazione di sistemi monoasse e multiasse.

All Units are available with a wide range of accessories and specific options designed to simplify the construction and installation of single-axis and multi-axis systems.

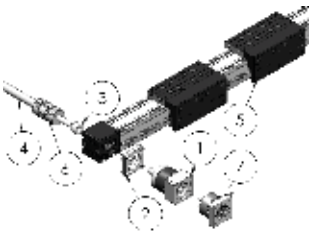

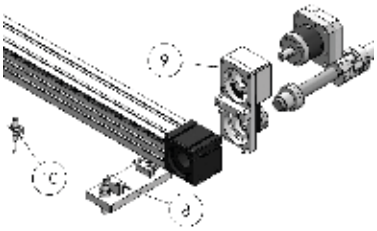

L'ufficio tecnico è a disposizione per la valutazione di applicazioni speciali e per analisi approfondite.
The technical department is available for the evaluation of special applications and for detailed analysis.

MODELLO / MODEL

AMC080LM

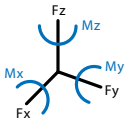

Sono rappresentate le deformazioni massime in condizioni isostatiche, in appoggio, con vincolo torsionale semplice e carico in mezzeria. La deformazione effettiva dipende dalle condizioni di vincolo e dalla combinazione di carico.

Maximum deflection in isostatic condition centrally loaded. Actual strain depends on constraint condition and load combination.

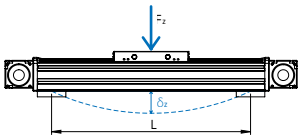

DEFORMAZIONE ELASTICA / ELASTIC DEFORMATION

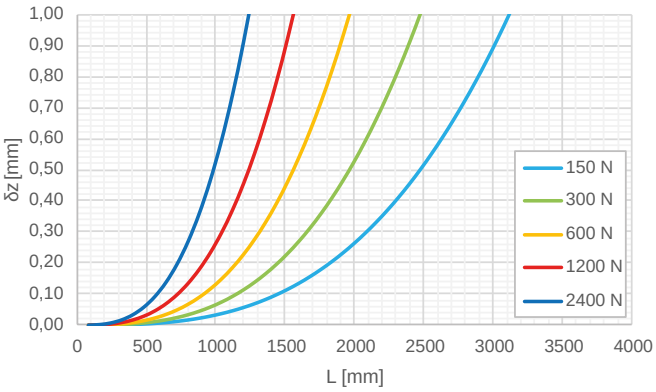

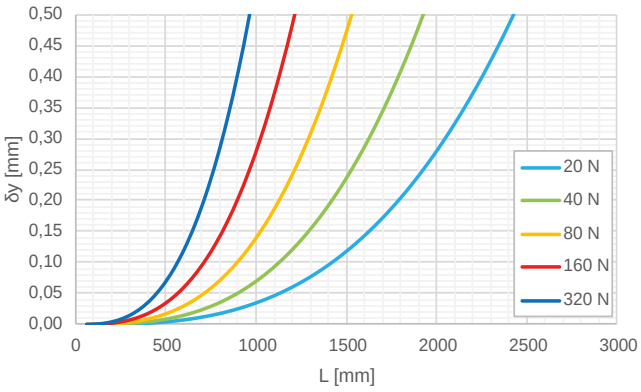

LIMITI STRUTTURALI /STRUCTURAL LIMITS

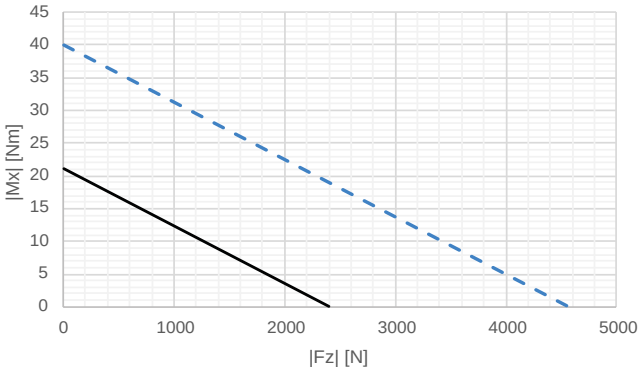

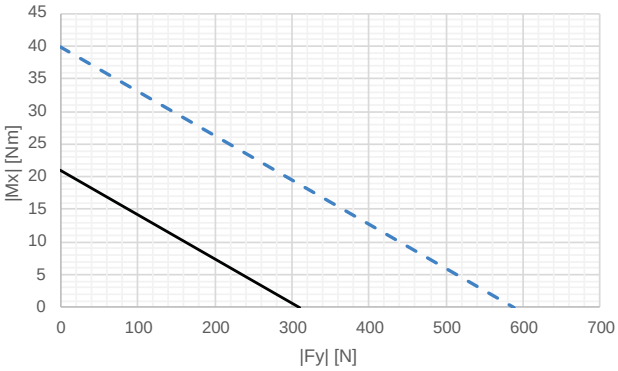

— Limite rottura a fatica: vita stimata superiore ai $10x10^6$ cicli col 99% probabilità. I grafici non possono essere combinati e valgono per: |Mx| <= 0.1 |My| e |Mx| <= 0.1 |Mz|.
Fatigue limit: estimated lifetime higher than $10x10^6$ cycles with 99% probability. Charts cannot be combined and are valid for: |Mx| <=0.1 |My| and |Mx| <=0.1 |Mz|.

--- Arresto d'emergenza max 100 volte nel corso della vita del prodotto.
Emergency stop max 100 times during service life.

Per casi di sollecitazione composta si faccia riferimento all'ufficio tecnico.
In case of combined stress contact our technical department.

MODELLO / MODEL

AMC080LM

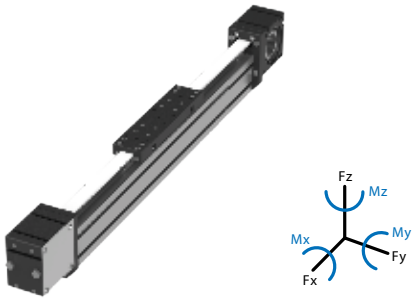

Sono rappresentate le deformazioni massime in condizioni isostatiche, con vincolo rigido e carico all'estremità. La deformazione effettiva dipende dalle condizioni di vincolo e dalla combinazione di carico.

Maximum deflection in an isostatic cantilever loaded condition. Actual strain depends on constraint condition and load combination.

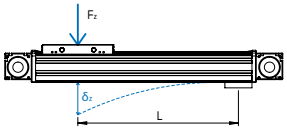

DEFORMAZIONE ELASTICA / ELASTIC DEFORMATION

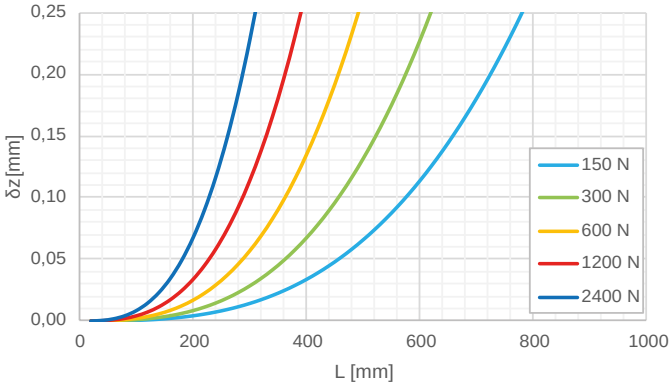

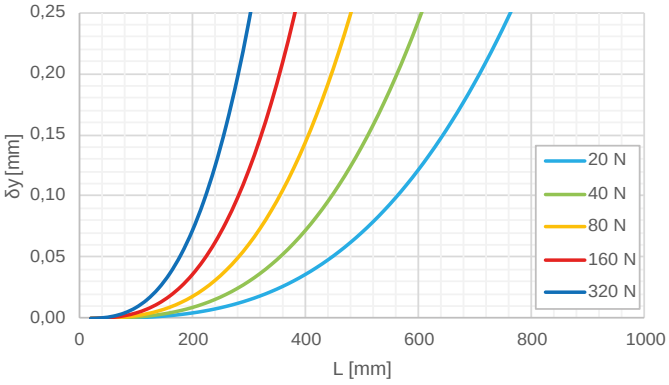

LIMITI STRUTTURALI /STRUCTURAL LIMITS

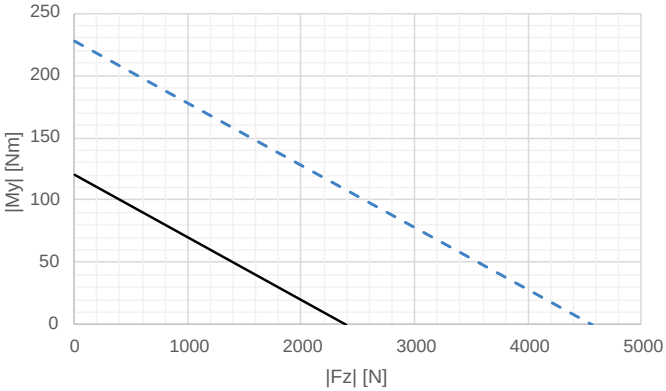

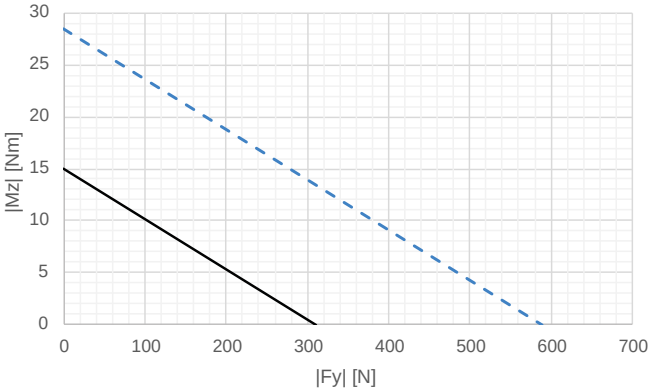

— Limite rottura a fatica: vita stimata superiore ai $10x10^6$ cicli col 99% probabilità. I grafici non possono essere combinati e valgono per: |Mx| <= 0.1 |My| e |Mx| <= 0.1 |Mz|.
Fatigue limit: estimated lifetime higher than $10x10^6$ cycles with 99% probability. Charts cannot be combined and are valid for: |Mx| <=0.1 |My| and |Mx| <=0.1 |Mz|.

--- Arresto d'emergenza max 100 volte nel corso della vita del prodotto.
Emergency stop max 100 times during service life.

Per casi di sollecitazione composta si faccia riferimento all'ufficio tecnico.
In case of combined stress contact our technical department.

CODIFICA UNITÀ LINEARI
TYPE CODES

AMC	120	CB	0800	-	XXX	-	XXX	-	XX

TIPO UNITÀ / MODEL

AMC	Unità lineare a cinghia dentata *Belt driven linear unit*

TAGLIA / SIZE

120	Profilo larghezza 120 mm *Profile width 120 mm*
180	Profilo larghezza 180 mm *Profile width 180 mm*

TIPOLOGIA CARRO / CARRIAGE TYPE

CB	Carro corto biguida *Short carriage with dual guide rail*
LB	Carro lungo biguida *Long carriage with dual guide rail*
LO	Carro lungo biguida ortogonale (disponibile solo per AMC 180) *Long carriage with orthogonal dual guide rail (available only for AMC180)*
LL	Carro lungo guide laterali (disponibile solo per AMC 180) *Long carriage with lateral dual guide rail (available only for AMC180)*

CORSA UTILE UNITÀ (mm) / EFFECTIVE STROKE (mm)

TESTATA SINISTRA (vedi versione testata) / LEFT HEAD (view head version)

TESTATA DESTRA (vedi versione testata) / RIGHT HEAD (view head version)

TIPOLOGIA CONFIGURAZIONE / CONFIGURATION TYPE

A	Configurazione standard *Standard configuration*
C	Configurazione personalizzata *Custom configuration*

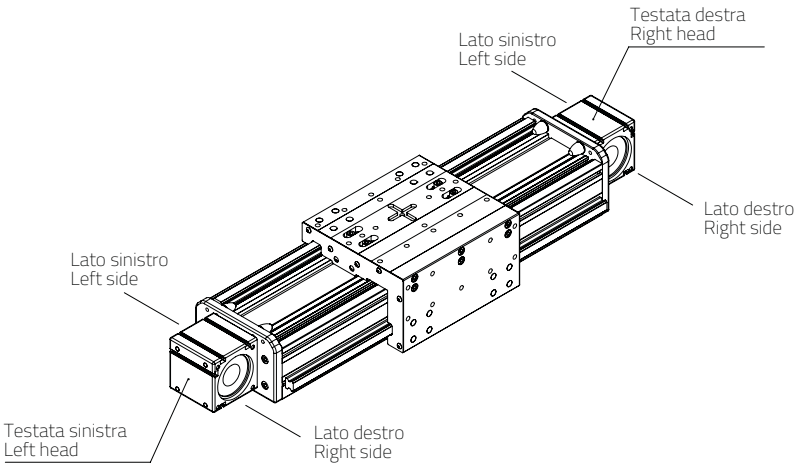

VERSIONE TESTATA / HEAD VERSION

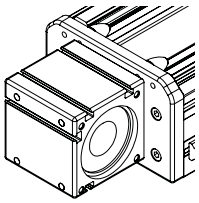

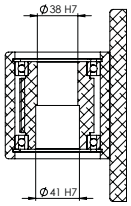

D41

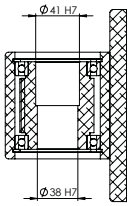

S41

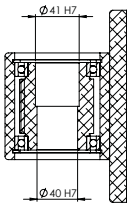

D40

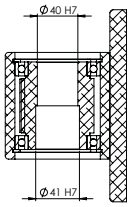

S40

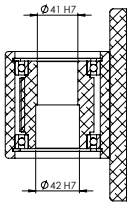

D42

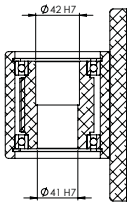

S42

TESTATA SINISTRA / LEFT HEAD

D41	Testata sinistra con foro Ø 41 mm a destra e Ø 38 mm a sinistra *Left head with hole Ø 41 mm on the right and Ø 38 mm on the left*
S41	Testata sinistra con foro Ø 41 mm a sinistra e Ø 38 mm a destra *Left head with hole Ø 41 mm on the left and Ø 38 mm on the right*
D40	Testata sinistra con foro Ø 40 mm a destra e Ø 41 mm a sinistra *Left head with hole Ø 40 mm on the right and Ø 41 mm on the left*
S40	Testata sinistra con foro Ø 40 mm a sinistra e Ø 41 mm a destra *Left head with hole Ø 40 mm on the left and Ø 41 mm on the right*
D42	Testata sinistra con foro Ø 42 mm a destra e Ø 41 mm a sinistra *Left head with hole Ø 42 mm on the right and Ø 41 mm on the left*
S42	Testata sinistra con foro Ø 42 mm a sinistra e Ø 41 mm a destra *Left head with hole Ø 42 mm on the left and Ø 41 mm on the right*

D41

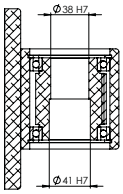

S41

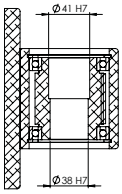

D40

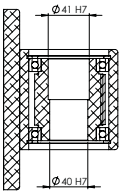

S40

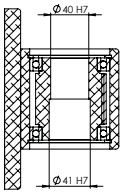

D42

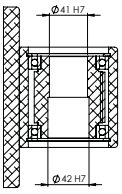

S42

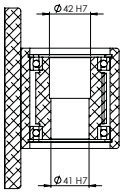

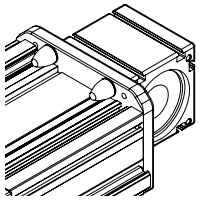

TESTATA DESTRA / RIGHT HEAD

D41	Testata destra con foro Ø 41 mm a destra e Ø 38 mm a sinistra *Right head with hole Ø 41mm on the right and Ø38 mm on the left*
S41	Testata destra con foro Ø 41 mm a sinistra e Ø 38 mm a destra *Right head with hole Ø 41mm on the left and Ø 38 mm on the right*
D40	Testata destra con foro Ø 40 mm a destra e Ø 41 mm a sinistra *Right head with hole Ø 40 mm on the right and Ø 41 mm on the left*
S40	Testata destra con foro Ø 40 mm a sinistra e Ø 41 mm a destra *Right head with hole Ø 40 mm on the left and Ø 41 mm on the right*
D42	Testata destra con foro Ø 42 mm a destra e Ø 41 mm a sinistra *Left head with hole Ø 42 mm on the right and Ø 41 mm on the left*
S42	Testata destra con foro Ø 42 mm a sinistra e Ø 41 mm a destra *Right head with hole Ø 42 mm on the left and Ø 41 mm on the right*

MODELLO / MODEL

AMC120CB

INFORMAZIONI TECNICHE / TECHNICAL INFORMATION

Massa base unità (corsa zero) *Unit's base mass (zero stroke)*	[Kg]	9,2
Massa lineare unità *Unit's linear mass*	[Kg/100mm]	1,05
Massa carro *Carriage's mass*	[Kg]	2,5
Velocità massima* *Maximum velocity*	[m/s]	4
Ripetibilità a vuoto *Unloaded repeatability*	[mm]	0,1
Sviluppo puleggia *Pulley's circumference*	[mm/giro]	220
Taglia cinghia *Belt's size*	[-]	32 AT 10
Forza massima di trazione sulla cinghia* *Maximum traction force on belt*	[N]	1740
Momento principale d'inerzia Y *Principal moment of inertia Y*	[cm^4]	381
Momento principale d'inerzia Z *Principal moment of inertia Z*	[cm^4]	787

* I valori sono da considerarsi indicativi.
Prestazioni superiori sono possibili e vanno verificate col nostro ufficio tecnico.
Values should be considered as an indication.
Higher performance are possible. Please contact our technical department.



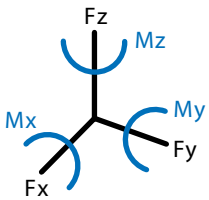

CARICO MASSIMO AMMISSIBILE / MAXIMUM PERMISSIBLE LOAD

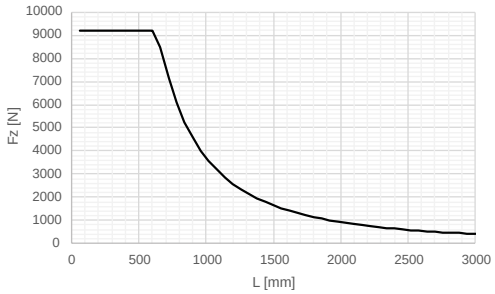

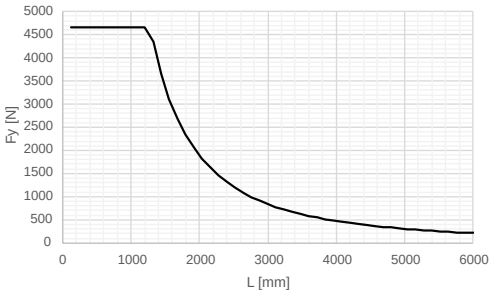

Sono rappresentati i carichi massimi applicabili in condizioni isostatiche, in appoggio, con vincolo torsionale semplice e carico in mezzeria.
Maximum load in isostatic condition centrally loaded.

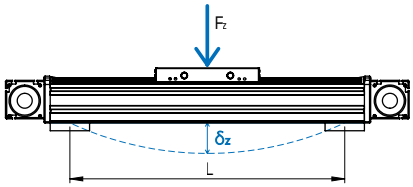

CARICO MASSIMO AMMISSIBILE / MAXIMUM PERMISSIBLE LOAD

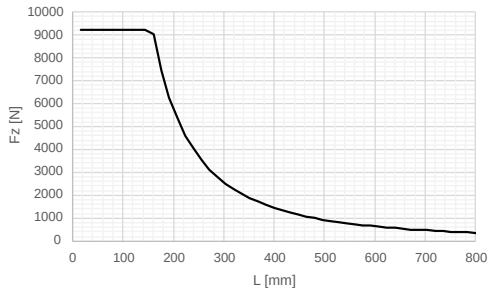

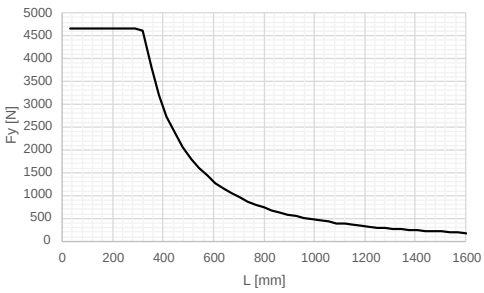

Sono rappresentati i carichi massimi applicabili in condizioni isostatiche, con vincolo rigido e carico all'estremità.
Maximum load in an isostatic cantilever loaded condition.

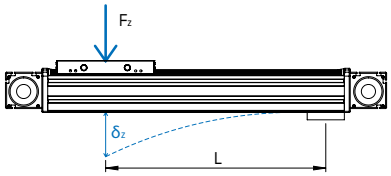

Si raccomanda di non superare i limiti dei grafici per non avere malfunzionamento dell'unità, peggioramento delle prestazioni o eccessiva usura.
We recommend not to exceed the maximum values to avoid lower performance, a reduced reliability and a big wear of the components.

DIMENSIONI / DIMENSIONS

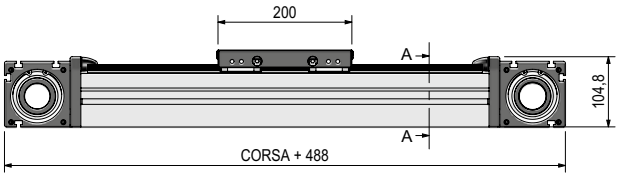

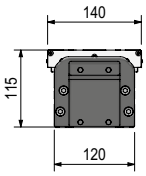

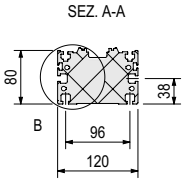

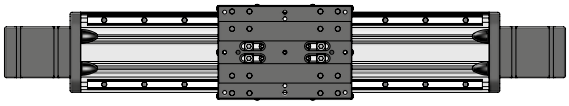

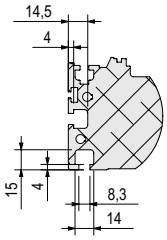

DET. B
SCALA 1 : 5

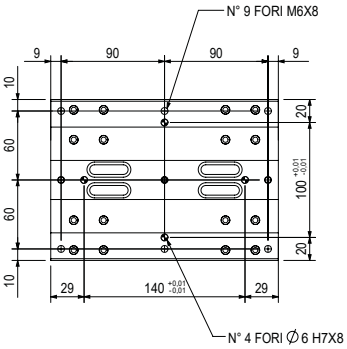

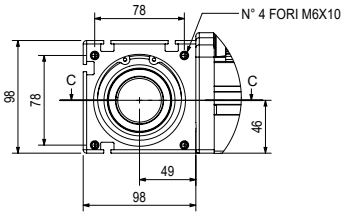

Tipologia interfaccia riduttore (2) (9)
Gearbox interface type
Kit IF30

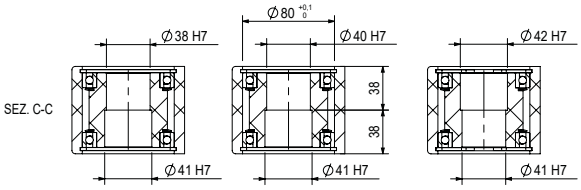

Configurazioni puleggia
Pulley configurations

Accessori ***Accessories***	**Cinghia** ***Belt***	**Vite** ***Ballscrew***	**Cremagliera** ***Rack and pinion***
(1) Riduttore *Gearbox*	x	x	x
(2) Kit assiale *Axial kit*	x	x	x
(3) Calettatore *Keyless Locking Device*	x		x
(4) Albero di torsione *Torsion shaft*	x		x
(5) Carro aggiuntivo *Additional carriage*	x		x
(6) Giunto elastico *Elastic coupling*	x		
(7) Freno stazionamento *Standing brake*	x		
(8) Elemento fissaggio/tassello *Fastening/plug*	x	x	x
(9) Kit rinvio *Transfer box*	x	x	
(10) Supporto sensore/Camma *Sensor bracket/Cam*	x	x	x

Le Unità Damo sono disponibili con una vasta gamma di accessori e optional specifici concepiti per facilitare la realizzazione e installazione di sistemi monoasse e multiasse.

All Units are available with a wide range of accessories and specific options designed to simplify the construction and installation of single-axis and multi-axis systems.

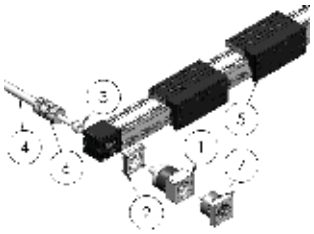

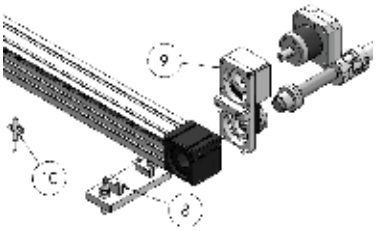

L'ufficio tecnico è a disposizione per la valutazione di applicazioni speciali e per analisi approfondite.
The technical department is available for the evaluation of special applications and for detailed analysis.

MODELLO / MODEL

AMC120CB

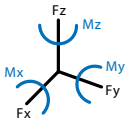

Sono rappresentate le deformazioni massime in condizioni isostatiche, in appoggio, con vincolo torsionale semplice e carico in mezzeria. La deformazione effettiva dipende dalle condizioni di vincolo e dalla combinazione di carico.

Maximum deflection in isostatic condition centrally loaded. Actual strain depends on constraint condition and load combination.

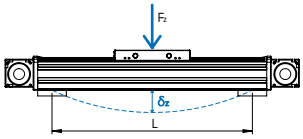

DEFORMAZIONE ELASTICA / ELASTIC DEFORMATION

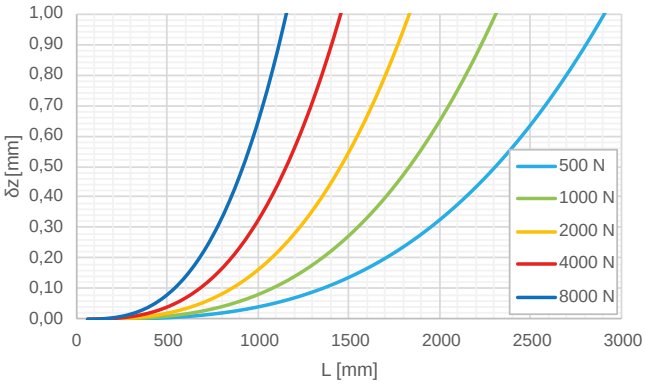

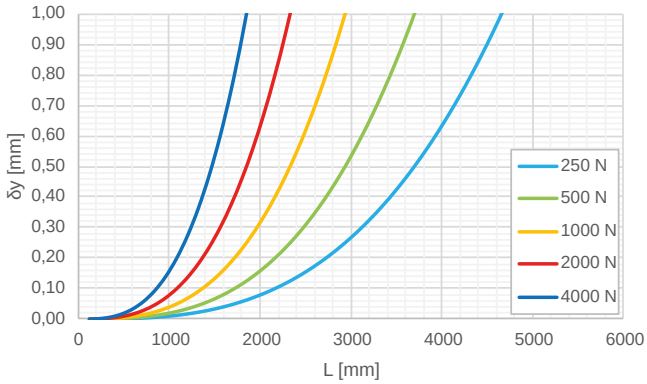

LIMITI STRUTTURALI /STRUTTURAL LIMITS

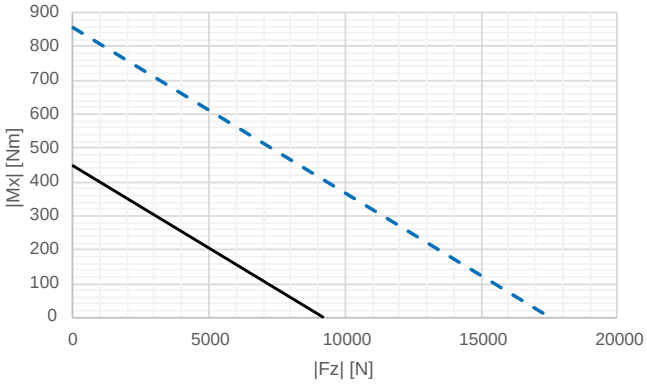

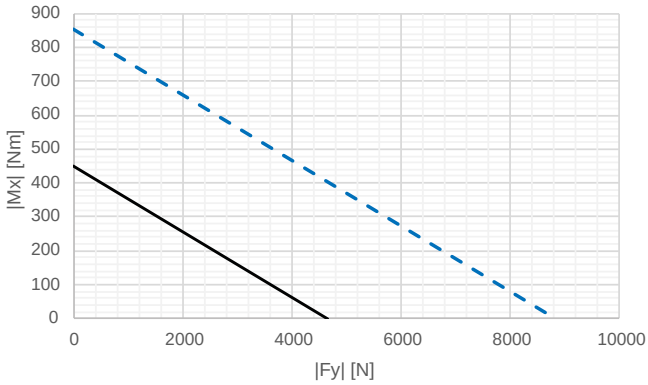

— Limite rottura a fatica: vita stimata superiore ai $10x10^6$ cicli col 99% probabilità. I grafici non possono essere combinati e valgono per: |Mx| <= 0.1 |My| e |Mx| <= 0.1 |Mz|.
Fatigue limit: estimated lifetime higher than $10x10^6$ cycles with 99% probability. Charts cannot be combined and are valid for: |Mx| <=0.1 |My| and |Mx| <=0.1 |Mz|.

--- Arresto d'emergenza max 100 volte nel corso della vita del prodotto.
Emergency stop max 100 times during service life.

Per casi di sollecitazione composta si faccia riferimento all'ufficio tecnico.
In case of combined stress contact our technical department.

MODELLO / MODEL

AMC120CB

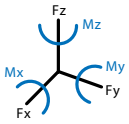

Sono rappresentate le deformazioni massime in condizioni isostatiche, con vincolo rigido e carico all'estremità. La deformazione effettiva dipende dalle condizioni di vincolo e dalla combinazione di carico.

Maximum deflection in an isostatic cantilever loaded condition. Actual strain depends on constraint condition and load combination.

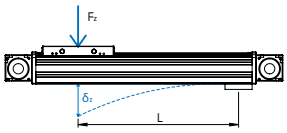

DEFORMAZIONE ELASTICA / ELASTIC DEFORMATION

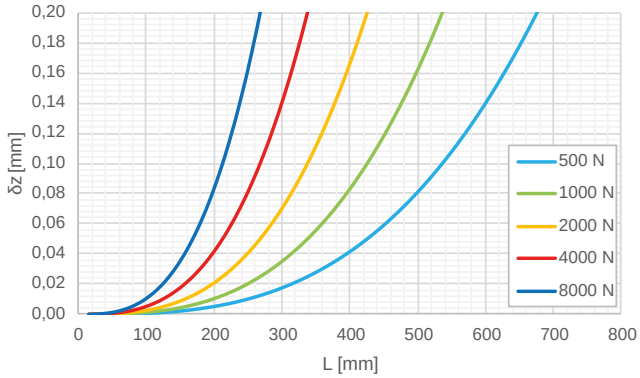

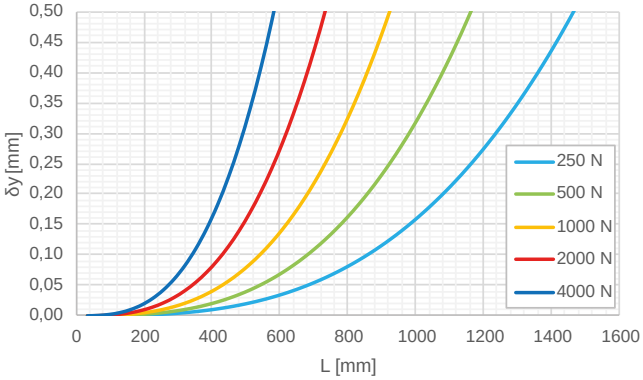

LIMITI STRUTTURALI /STRUCTURAL LIMITS

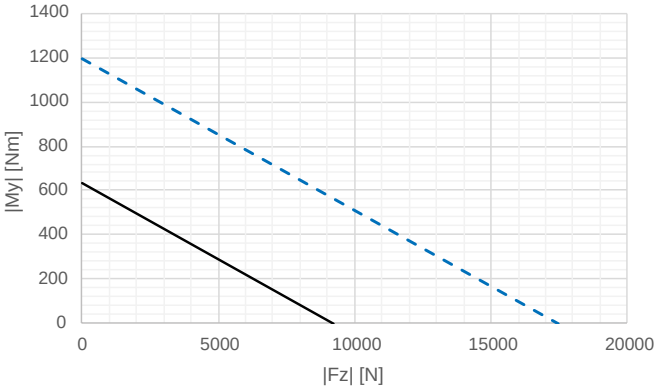

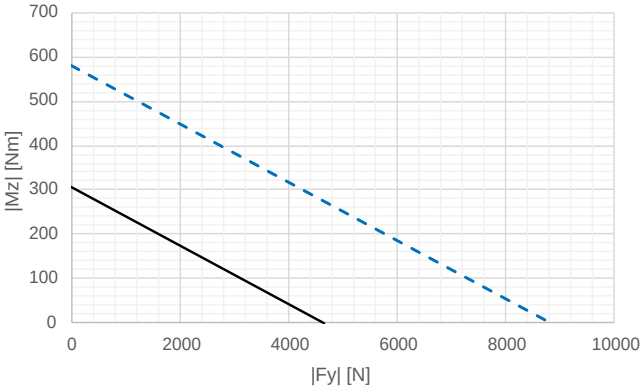

— Limite rottura a fatica: vita stimata superiore ai $10x10^6$ cicli col 99% probabilità. I grafici non possono essere combinati e valgono per: |Mx| <= 0.1 |My| e |Mx| <= 0.1 |Mz|.
Fatigue limit: estimated lifetime higher than $10x10^6$ cycles with 99% probability. Charts cannot be combined and are valid for: |Mx| <=0.1 |My| and |Mx| <=0.1 |Mz|.

--- Arresto d'emergenza max 100 volte nel corso della vita del prodotto.
Emergency stop max 100 times during service life.

Per casi di sollecitazione composta si faccia riferimento all'ufficio tecnico.
In case of combined stress contact our technical department.

MODELLO / MODEL

AMC120LB

INFORMAZIONI TECNICHE / TECHNICAL INFORMATION

Massa base unità (corsa zero) *Unit's base mass (zero stroke)*	[Kg]	10,8
Massa lineare unità *Unit's linear mass*	[Kg/100mm]	1,05
Massa carro *Carriage's mass*	[Kg]	3,15
Velocità massima* *Maximum velocity*	[m/s]	4
Ripetibilità a vuoto *Unloaded repeatability*	[mm]	0,1
Sviluppo puleggia *Pulley's circumference*	[mm/giro]	220
Taglia cinghia *Belt's size*	[-]	32 AT 10
Forza massima di trazione sulla cinghia* *Maximum traction force on belt*	[N]	1740
Momento principale d'inerzia Y *Principal moment of inertia Y*	[cm^4]	381
Momento principale d'inerzia Z *Principal moment of inertia Z*	[cm^4]	787

* I valori sono da considerarsi indicativi.
Prestazioni superiori sono possibili e vanno verificate col nostro ufficio tecnico.
Values should be considered as an indication.
Higher performance are possible. Please contact our technical department.



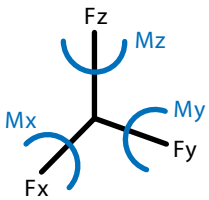

CARICO MASSIMO AMMISSIBILE / MAXIMUM PERMISSIBLE LOAD

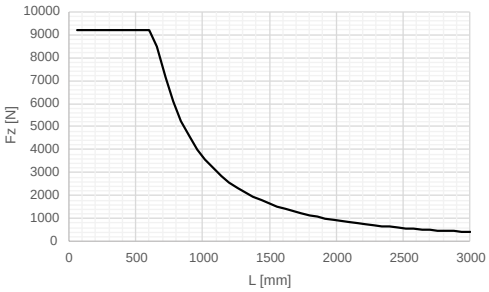

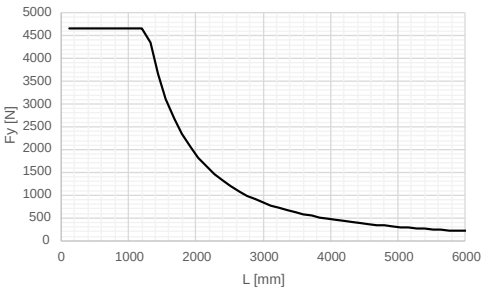

Sono rappresentati i carichi massimi applicabili in condizioni isostatiche, in appoggio, con vincolo torsionale semplice e carico in mezzeria.
Maximum load in isostatic condition centrally loaded.

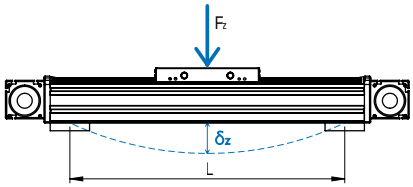

CARICO MASSIMO AMMISSIBILE / MAXIMUM PERMISSIBLE LOAD

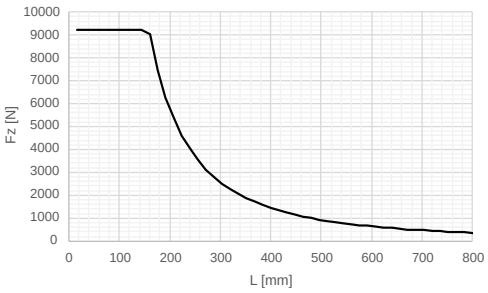

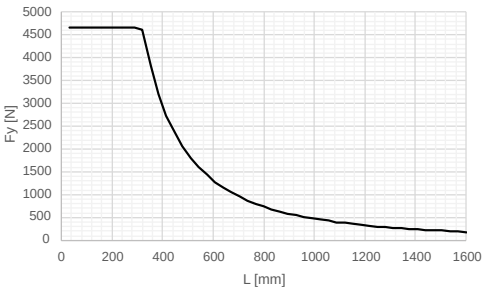

Sono rappresentati i carichi massimi applicabili in condizioni isostatiche, con vincolo rigido e carico all'estremità.
Maximum load in an isostatic cantilever loaded condition.

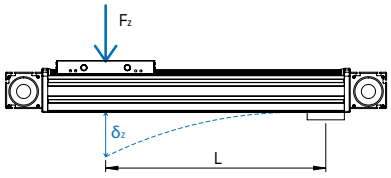

Si raccomanda di non superare i limiti dei grafici per non avere malfunzionamento dell'unità, peggioramento delle prestazioni o eccessiva usura.
We recommend not to exceed the maximum values to avoid lower performance, a reduced reliability and a big wear of the components.

DIMENSIONI / DIMENSIONS

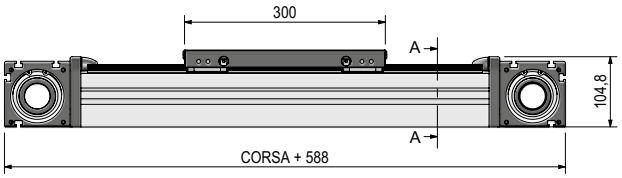

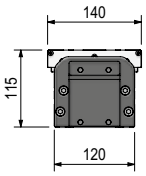

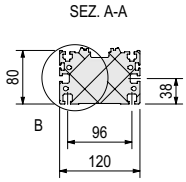

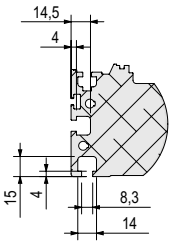

DET. B
SCALA 1 : 5

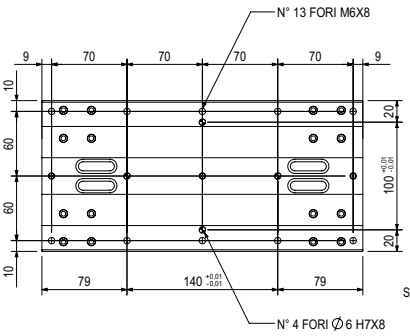

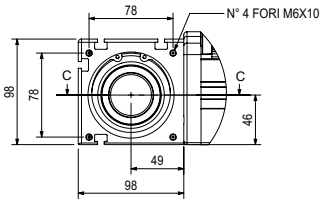

Tipologia interfaccia riduttore (2) (9)
Gearbox interface type
Kit IF30

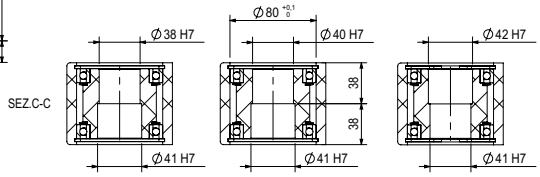

Configurazioni puleggia
Pulley configurations

Accessori ***Accessories***	**Cinghia** ***Belt***	**Vite** ***Ballscrew***	**Cremagliera** ***Rack and pinion***
(1) Riduttore *Gearbox*	x	x	x
(2) Kit assiale *Axial kit*	x	x	x
(3) Calettatore *Keyless Locking Device*	x		x
(4) Albero di torsione *Torsion shaft*	x		x
(5) Carro aggiuntivo *Additional carriage*	x		x
(6) Giunto elastico *Elastic coupling*	x		
(7) Freno stazionamento *Standing brake*	x		
(8) Elemento fissaggio/tassello *Fastening/plug*	x	x	x
(9) Kit rinvio *Transfer box*	x	x	
(10) Supporto sensore/Camma *Sensor bracket/Cam*	x	x	x

Le Unità Damo sono disponibili con una vasta gamma di accessori e optional specifici concepiti per facilitare la realizzazione e installazione di sistemi monoasse e multiasse.

All Units are available with a wide range of accessories and specific options designed to simplify the construction and installation of single-axis and multi-axis systems.

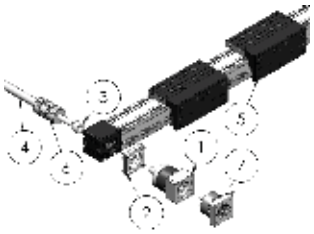

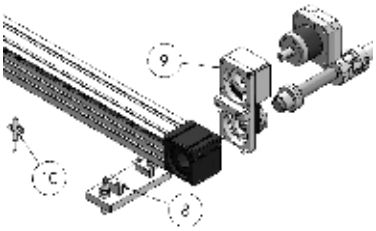

L'ufficio tecnico è a disposizione per la valutazione di applicazioni speciali e per analisi approfondite.
The technical department is available for the evaluation of special applications and for detailed analysis.

MODELLO / MODEL

AMC120LB

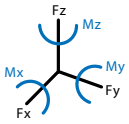

Sono rappresentate le deformazioni massime in condizioni isostatiche, in appoggio, con vincolo torsionale semplice e carico in mezzeria. La deformazione effettiva dipende dalle condizioni di vincolo e dalla combinazione di carico.

Maximum deflection in isostatic condition centrally loaded. Actual strain depends on constraint condition and load combination.

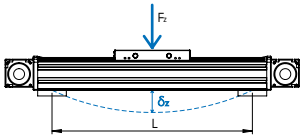

DEFORMAZIONE ELASTICA / ELASTIC DEFORMATION

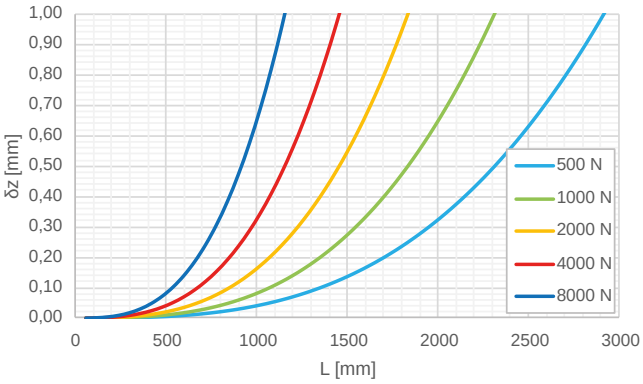

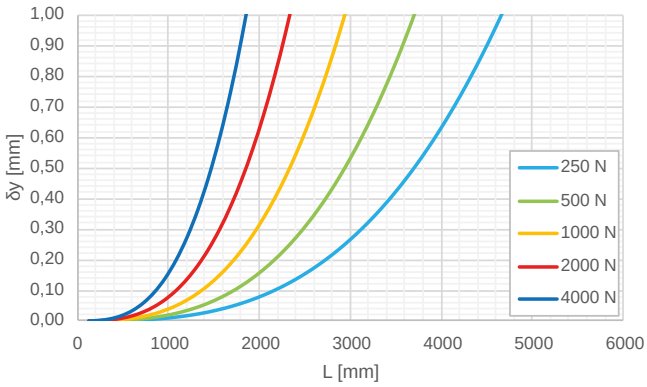

LIMITI STRUTTURALI /STRUTTURAL LIMITS

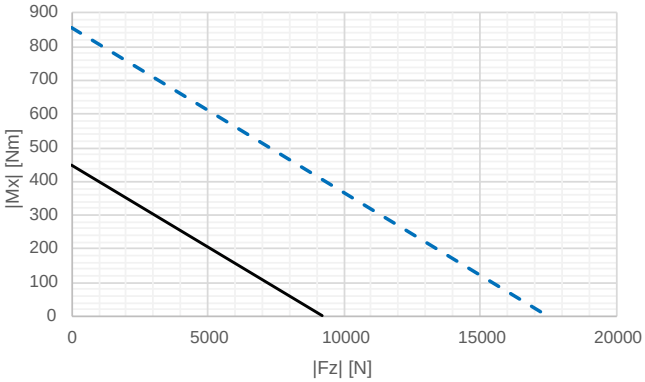

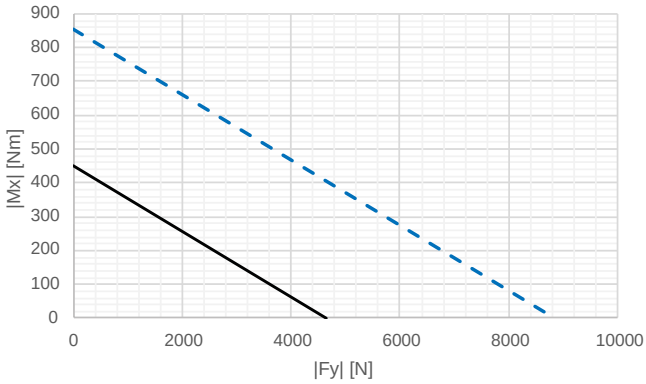

— Limite rottura a fatica: vita stimata superiore ai $10x10^6$ cicli col 99% probabilità. I grafici non possono essere combinati e valgono per: |Mx| <= 0.1 |My| e |Mx| <= 0.1 |Mz|.
Fatigue limit: estimated lifetime higher than $10x10^6$ cycles with 99% probability. Charts cannot be combined and are valid for: |Mx| <=0.1 |My| and |Mx| <=0.1 |Mz|.

--- Arresto d'emergenza max 100 volte nel corso della vita del prodotto.
Emergency stop max 100 times during service life.

Per casi di sollecitazione composta si faccia riferimento all'ufficio tecnico.
In case of combined stress contact our technical department.

MODELLO / MODEL

AMC120LB

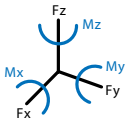

Sono rappresentate le deformazioni massime in condizioni isostatiche, con vincolo rigido e carico all'estremità. La deformazione effettiva dipende dalle condizioni di vincolo e dalla combinazione di carico.

Maximum deflection in an isostatic cantilever loaded condition. Actual strain depends on constraint condition and load combination.

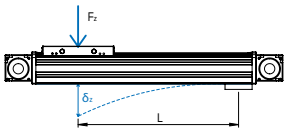

DEFORMAZIONE ELASTICA / ELASTIC DEFORMATION

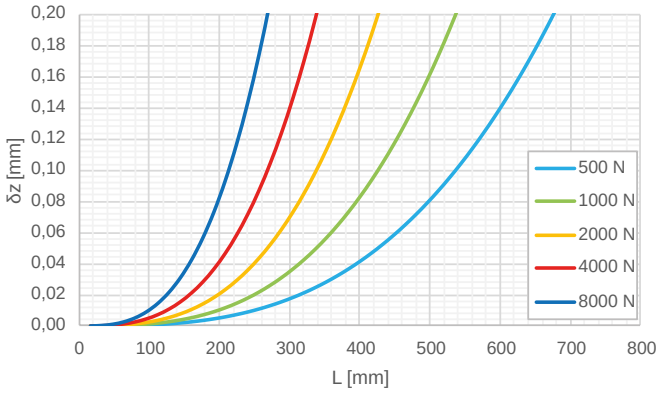

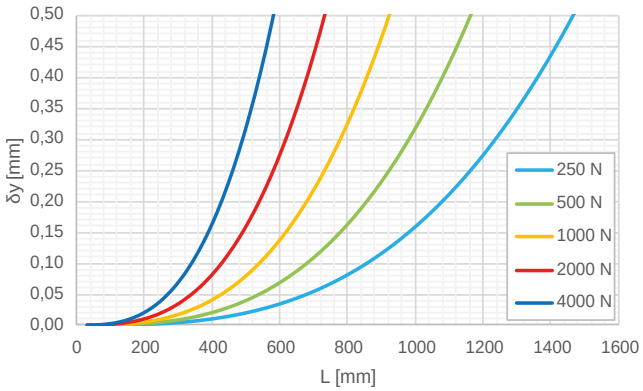

LIMITI STRUTTURALI /STRUCTURAL LIMITS

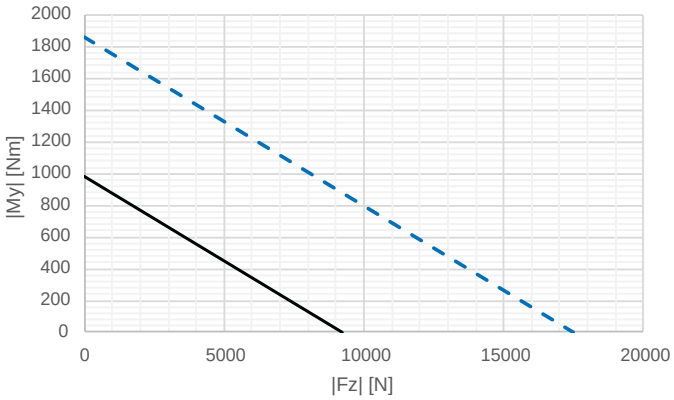

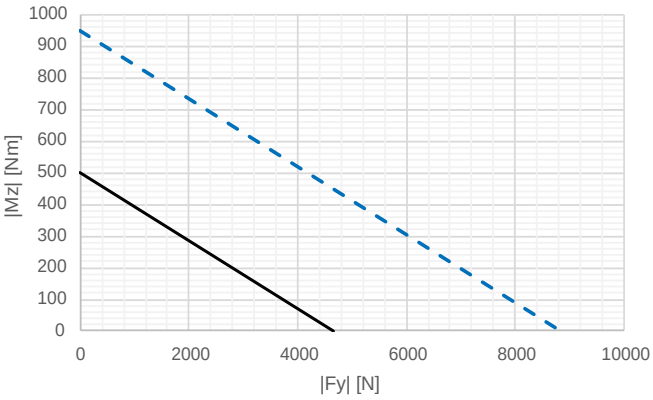

— Limite rottura a fatica: vita stimata superiore ai $10x10^6$ cicli col 99% probabilità. I grafici non possono essere combinati e valgono per: |Mx| <= 0.1 |My| e |Mx| <= 0.1 |Mz|.
Fatigue limit: estimated lifetime higher than $10x10^6$ cycles with 99% probability. Charts cannot be combined and are valid for: |Mx| <=0.1 |My| and |Mx| <=0.1 |Mz|.

--- Arresto d'emergenza max 100 volte nel corso della vita del prodotto.
Emergency stop max 100 times during service life.

Per casi di sollecitazione composta si faccia riferimento all'ufficio tecnico.
In case of combined stress contact our technical department.

MODELLO / MODEL

AMC180CB

INFORMAZIONI TECNICHE / TECHNICAL INFORMATION

Massa base unità (corsa zero) *Unit's base mass (zero stroke)*	[Kg]	13
Massa lineare unità *Unit's linear mass*	[Kg/100mm]	1,95
Massa carro *Carriage's mass*	[Kg]	3,05
Velocità massima* *Maximum velocity*	[m/s]	4
Ripetibilità a vuoto *Unloaded repeatability*	[mm]	0,1
Sviluppo puleggia *Pulley's circumference*	[mm/giro]	220
Taglia cinghia *Belt's size*	[-]	50 AT 10
Forza massima di trazione sulla cinghia* *Maximum traction force on belt*	[N]	2890
Momento principale d'inerzia Y *Principal moment of inertia Y*	[cm^4]	1086
Momento principale d'inerzia Z *Principal moment of inertia Z*	[cm^4]	2666

* I valori sono da considerarsi indicativi.
Prestazioni superiori sono possibili e vanno verificate col nostro ufficio tecnico.
Values should be considered as an indication.
Higher performance are possible. Please contact our technical department.

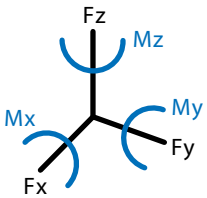

CARICO MASSIMO AMMISSIBILE / MAXIMUM PERMISSIBLE LOAD

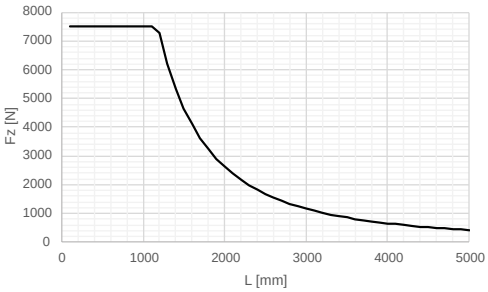

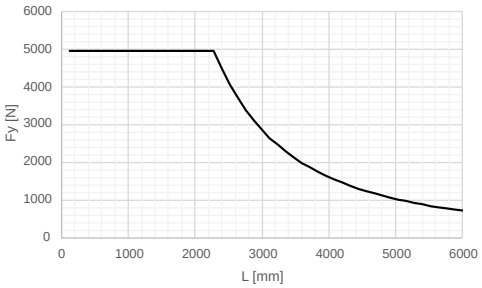

Sono rappresentati i carichi massimi applicabili in condizioni isostatiche, in appoggio, con vincolo torsionale semplice e carico in mezzeria.

Maximum load in isostatic condition centrally loaded.

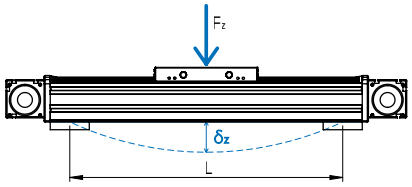

CARICO MASSIMO AMMISSIBILE / MAXIMUM PERMISSIBLE LOAD

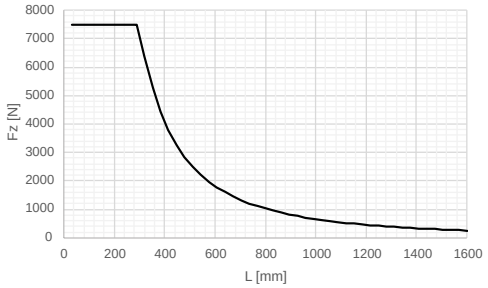

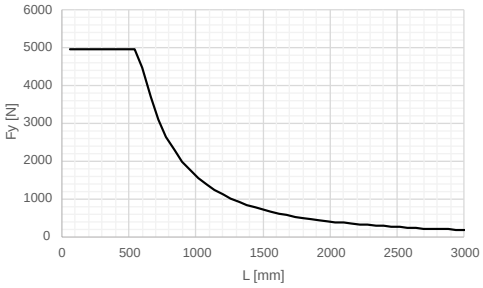

Sono rappresentati i carichi massimi applicabili in condizioni isostatiche, con vincolo rigido e carico all'estremità.

Maximum load in an isostatic cantilever loaded condition.

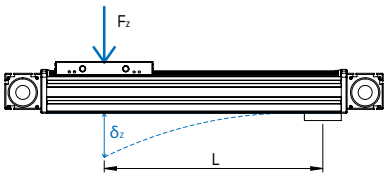

Si raccomanda di non superare i limiti dei grafici per non avere malfunzionamento dell'unità, peggioramento delle prestazioni o eccessiva usura.
We recommend not to exceed the maximum values to avoid lower performance, a reduced reliability and a big wear of the components.

DIMENSIONI / DIMENSIONS

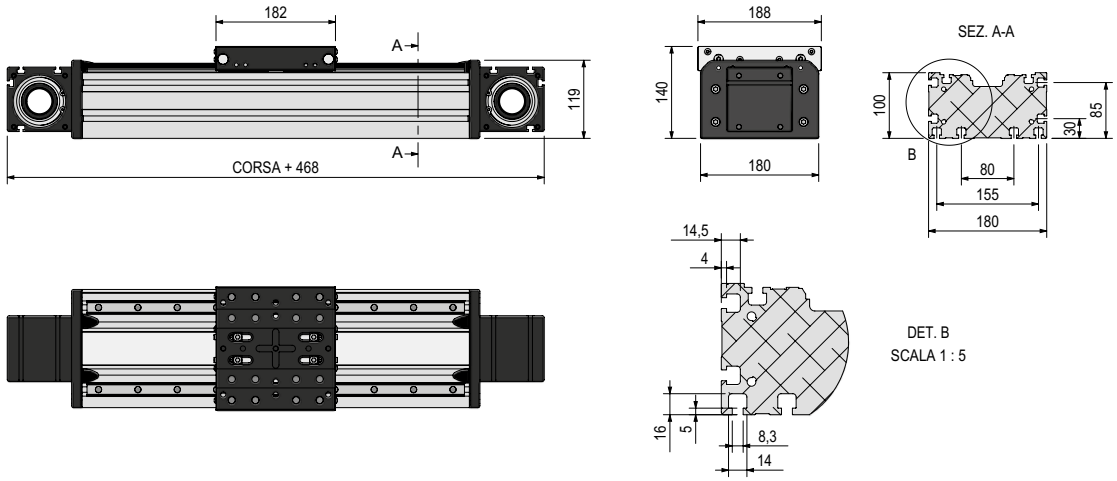

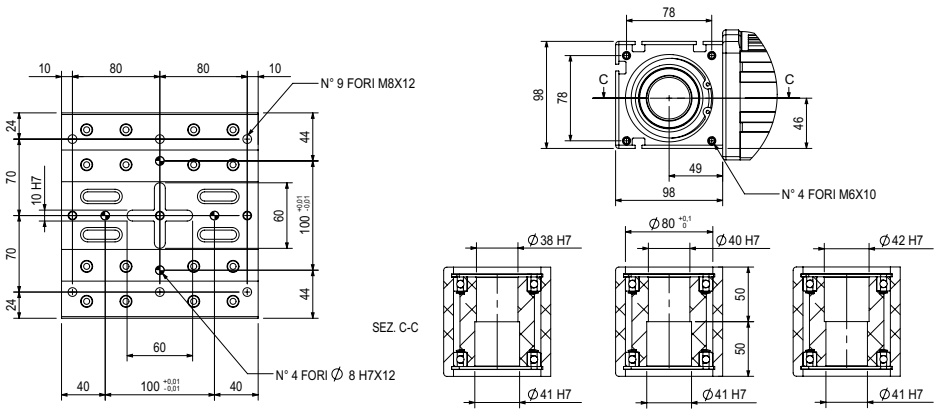

Tipologia interfaccia riduttore (2) (9)
Gearbox interface type
Kit IF30

Configurazioni puleggia
Pulley configurations

Accessori ***Accessories***	**Cinghia** ***Belt***	**Vite** ***Ballscrew***	**Cremagliera** ***Rack and pinion***
(1) Riduttore *Gearbox*	x	x	x
(2) Kit assiale *Axial kit*	x	x	x
(3) Calettatore *Keyless Locking Device*	x		x
(4) Albero di torsione *Torsion shaft*	x		x
(5) Carro aggiuntivo *Additional carriage*	x		x
(6) Giunto elastico *Elastic coupling*	x		
(7) Freno stazionamento *Standing brake*	x		
(8) Elemento fissaggio/tassello *Fastening/plug*	x	x	x
(9) Kit rinvio *Transfer box*	x	x	
(10) Supporto sensore/Camma *Sensor bracket/Cam*	x	x	x

Le Unità Damo sono disponibili con una vasta gamma di accessori e optional specifici concepiti per facilitare la realizzazione e installazione di sistemi monoasse e multiasse.

All Units are available with a wide range of accessories and specific options designed to simplify the construction and installation of single-axis and multi-axis systems.

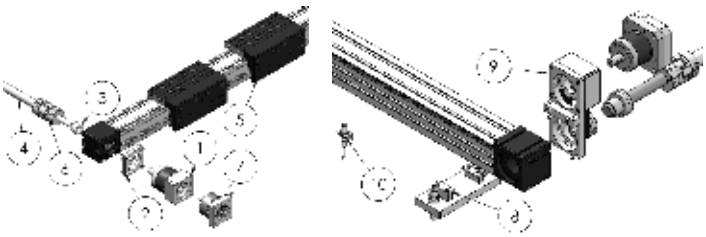

L'ufficio tecnico è a disposizione per la valutazione di applicazioni speciali e per analisi approfondite.
The technical department is available for the evaluation of special applications and for detailed analysis.

MODELLO / MODEL

AMC180CB

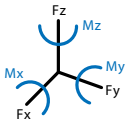

Sono rappresentate le deformazioni massime in condizioni isostatiche, in appoggio, con vincolo torsionale semplice e carico in mezzeria. La deformazione effettiva dipende dalle condizioni di vincolo e dalla combinazione di carico.

Maximum deflection in isostatic condition centrally loaded. Actual strain depends on constraint condition and load combination.

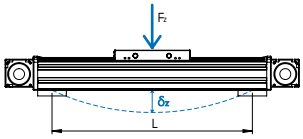

DEFORMAZIONE ELASTICA / ELASTIC DEFORMATION

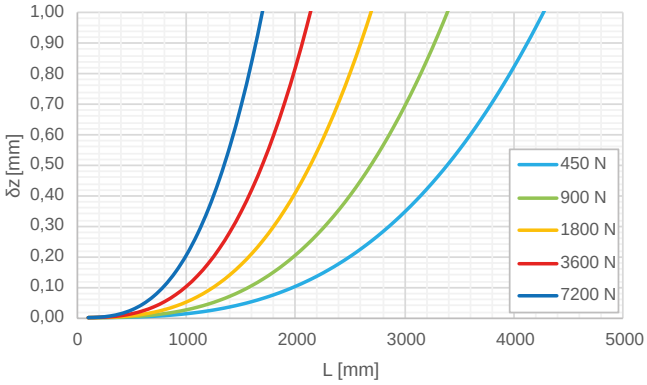

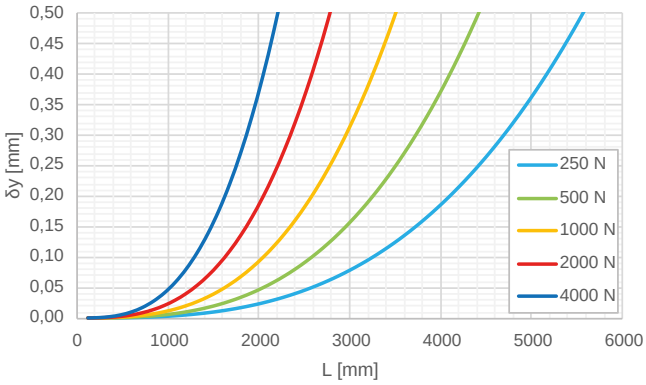

LIMITI STRUTTURALI /STRUTTURAL LIMITS

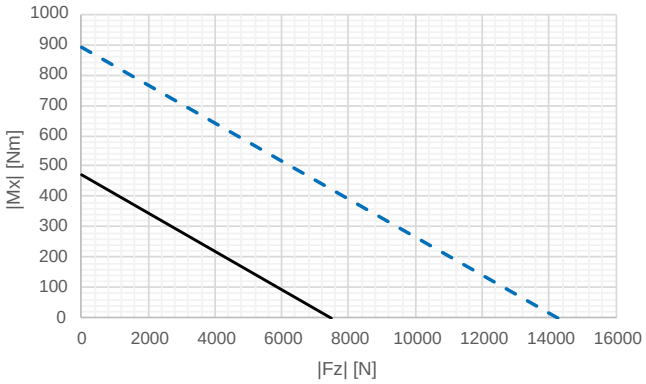

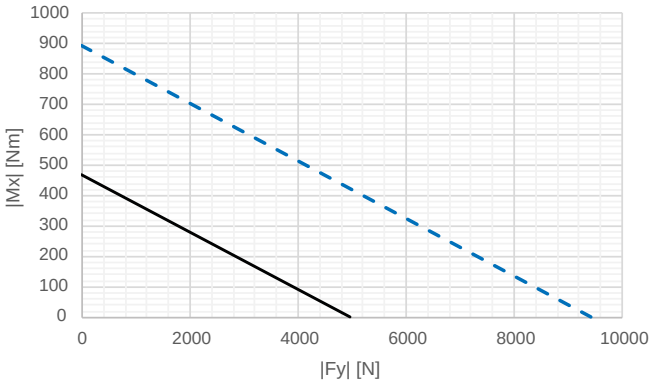

— Limite rottura a fatica: vita stimata superiore ai $10x10^6$ cicli col 99% probabilità. I grafici non possono essere combinati e valgono per: |Mx| <= 0.1 |My| e |Mx| <= 0.1 |Mz|.
Fatigue limit: estimated lifetime higher than $10x10^6$ cycles with 99% probability. Charts cannot be combined and are valid for: |Mx| <=0.1 |My| and |Mx| <=0.1 |Mz|.

--- Arresto d'emergenza max 100 volte nel corso della vita del prodotto.
Emergency stop max 100 times during service life.

Per casi di sollecitazione composta si faccia riferimento all'ufficio tecnico.
In case of combined stress contact our technical department.

MODELLO / MODEL

AMC180CB

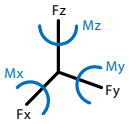

Sono rappresentate le deformazioni massime in condizioni isostatiche, con vincolo rigido e carico all'estremità. La deformazione effettiva dipende dalle condizioni di vincolo e dalla combinazione di carico.

Maximum deflection in an isostatic cantilever loaded condition. Actual strain depends on constraint condition and load combination.

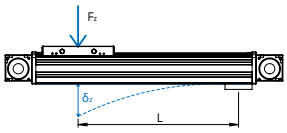

DEFORMAZIONE ELASTICA / ELASTIC DEFORMATION

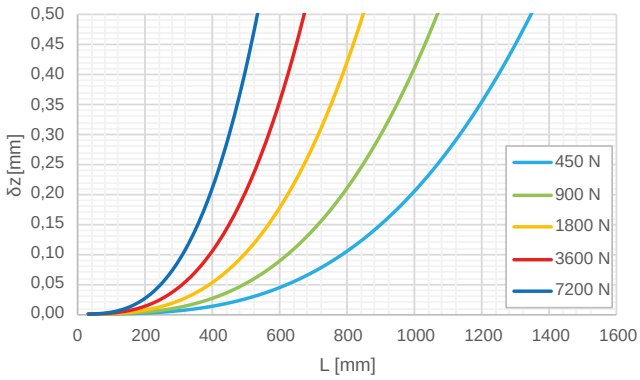

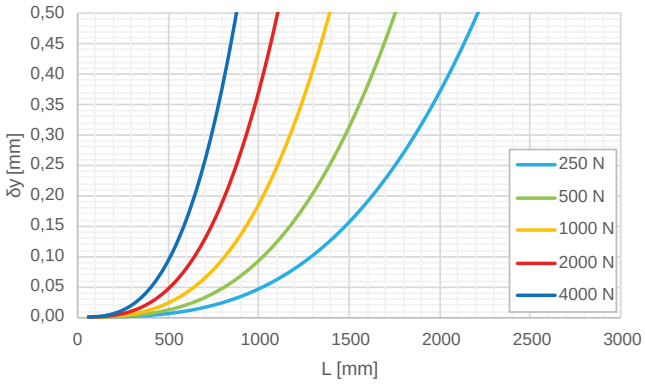

LIMITI STRUTTURALI /STRUCTURAL LIMITS

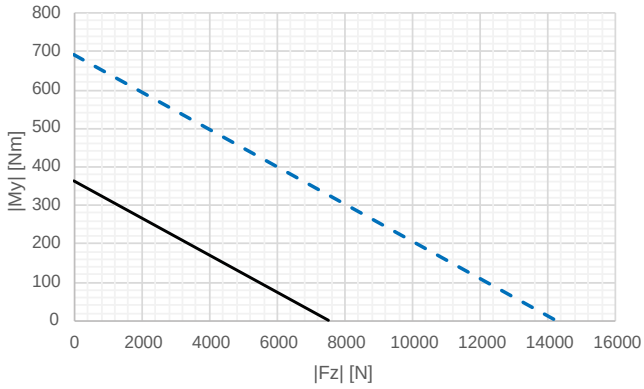

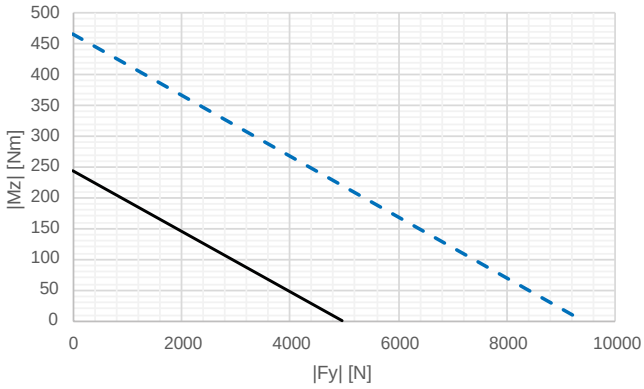

— Limite rottura a fatica: vita stimata superiore ai $10x10^6$ cicli col 99% probabilità. I grafici non possono essere combinati e valgono per: |Mx| <= 0.1 |My| e |Mx| <= 0.1 |Mz|.
Fatigue limit: estimated lifetime higher than $10x10^6$ cycles with 99% probability. Charts cannot be combined and are valid for: |Mx| <=0.1 |My| and |Mx| <=0.1 |Mz|.

--- Arresto d'emergenza max 100 volte nel corso della vita del prodotto.
Emergency stop max 100 times during service life.

Per casi di sollecitazione composta si faccia riferimento all'ufficio tecnico.
In case of combined stress contact our technical department.

MODELLO / MODEL

AMC180LB

INFORMAZIONI TECNICHE / TECHNICAL INFORMATION

Massa base unità (corsa zero) *Unit's base mass (zero stroke)*	[Kg]	15,8
Massa lineare unità *Unit's linear mass*	[Kg/100mm]	1,95
Massa carro *Carriage's mass*	[Kg]	3,95
Velocità massima* *Maximum velocity*	[m/s]	4
Ripetibilità a vuoto *Unloaded repeatability*	[mm]	0,1
Sviluppo puleggia *Pulley's circumference*	[mm/giro]	220
Taglia cinghia *Belt's size*	[-]	50 AT 10
Forza massima di trazione sulla cinghia* *Maximum traction force on belt*	[N]	2890
Momento principale d'inerzia Y *Principal moment of inertia Y*	[cm^4]	1086
Momento principale d'inerzia Z *Principal moment of inertia Z*	[cm^4]	2666

* I valori sono da considerarsi indicativi.
Prestazioni superiori sono possibili e vanno verificate col nostro ufficio tecnico.
Values should be considered as an indication.
Higher performance are possible. Please contact our technical department.



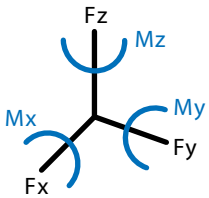

CARICO MASSIMO AMMISSIBILE / MAXIMUM PERMISSIBLE LOAD

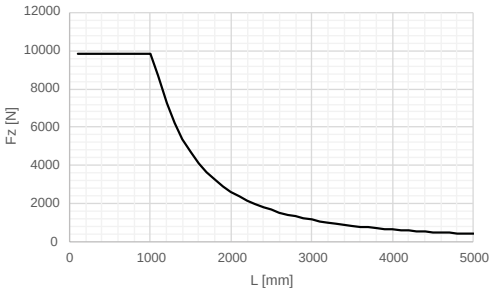

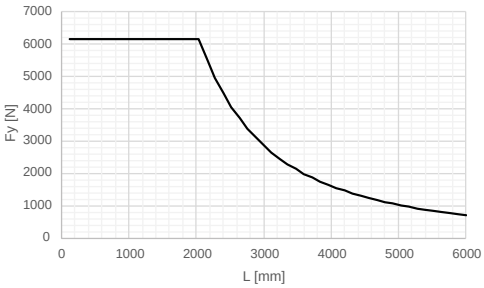

Sono rappresentati i carichi massimi applicabili in condizioni isostatiche, in appoggio, con vincolo torsionale semplice e carico in mezzeria.

Maximum load in isostatic condition centrally loaded.

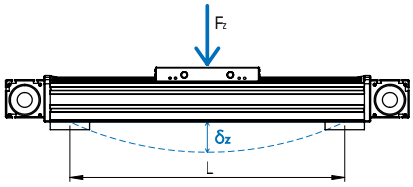

CARICO MASSIMO AMMISSIBILE / MAXIMUM PERMISSIBLE LOAD

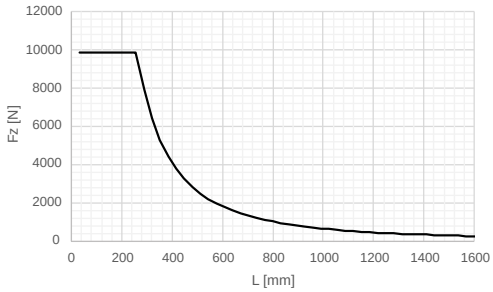

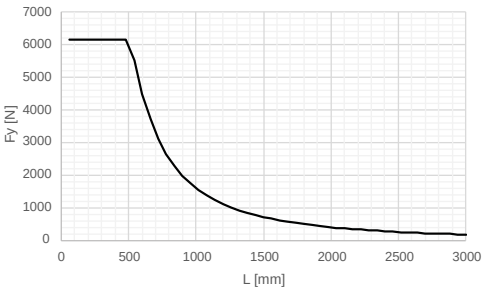

Sono rappresentati i carichi massimi applicabili in condizioni isostatiche, con vincolo rigido e carico all'estremità.

Maximum load in an isostatic cantilever loaded condition.

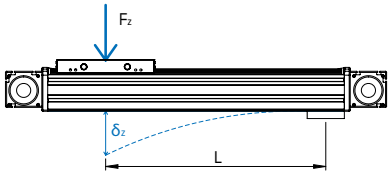

Si raccomanda di non superare i limiti dei grafici per non avere malfunzionamento dell'unità, peggioramento delle prestazioni o eccessiva usura.
We recommend not to exceed the maximum values to avoid lower performance, a reduced reliability and a big wear of the components.

DIMENSIONI / DIMENSIONS

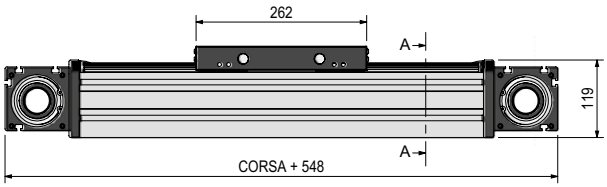

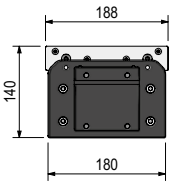

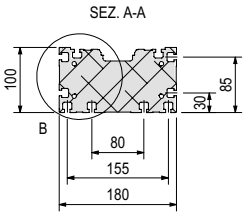

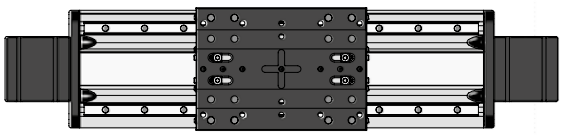

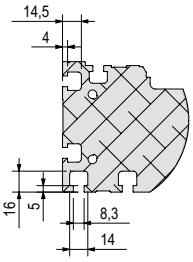

DET. B
SCALA 1 : 5

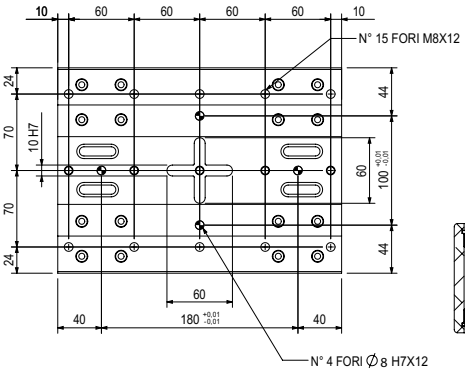

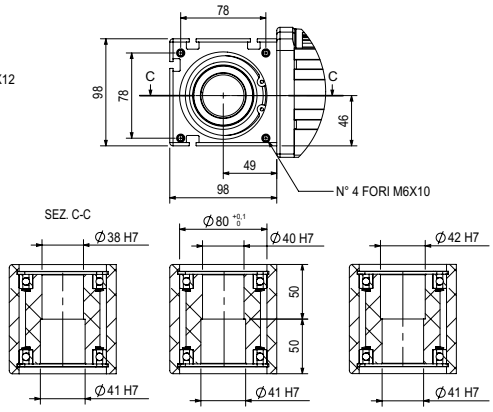

Tipologia interfaccia riduttore (2) (9)
Gearbox interface type
Kit IF30

Configurazioni puleggia
Pulley configurations

Accessori ***Accessories***	**Cinghia** ***Belt***	**Vite** ***Ballscrew***	**Cremagliera** ***Rack and pinion***
(1) Riduttore *Gearbox*	x	x	x
(2) Kit assiale *Axial kit*	x	x	x
(3) Calettatore *Keyless Locking Device*	x		x
(4) Albero di torsione *Torsion shaft*	x		x
(5) Carro aggiuntivo *Additional carriage*	x		x
(6) Giunto elastico *Elastic coupling*	x		
(7) Freno stazionamento *Standing brake*	x		
(8) Elemento fissaggio/tassello *Fastening/plug*	x	x	x
(9) Kit rinvio *Transfer box*	x	x	
(10) Supporto sensore/Camma *Sensor bracket/Cam*	x	x	x

Le Unità Damo sono disponibili con una vasta gamma di accessori e optional specifici concepiti per facilitare la realizzazione e installazione di sistemi monoasse e multiasse.

All Units are available with a wide range of accessories and specific options designed to simplify the construction and installation of single-axis and multi-axis systems.

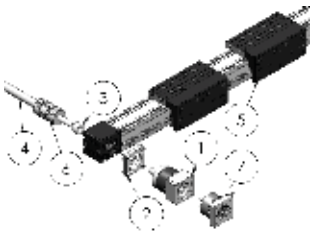

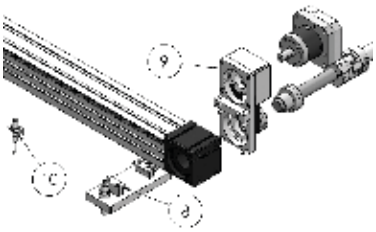

L'ufficio tecnico è a disposizione per la valutazione di applicazioni speciali e per analisi approfondite.
The technical department is available for the evaluation of special applications and for detailed analysis.

MODELLO / MODEL

AMC180LB

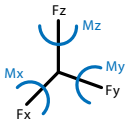

Sono rappresentate le deformazioni massime in condizioni isostatiche, in appoggio, con vincolo torsionale semplice e carico in mezzeria. La deformazione effettiva dipende dalle condizioni di vincolo e dalla combinazione di carico.

Maximum deflection in isostatic condition centrally loaded. Actual strain depends on constraint condition and load combination.

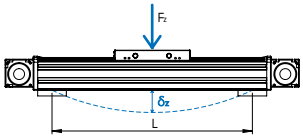

DEFORMAZIONE ELASTICA / ELASTIC DEFORMATION

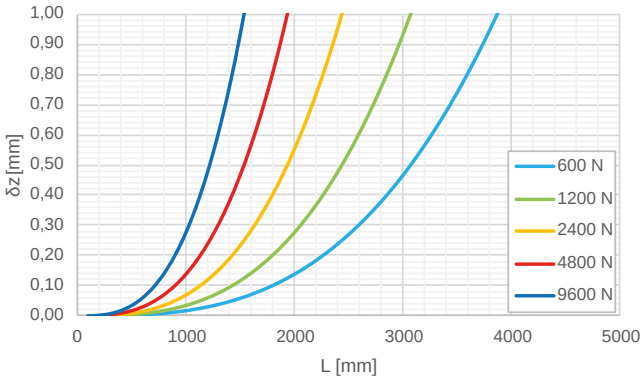

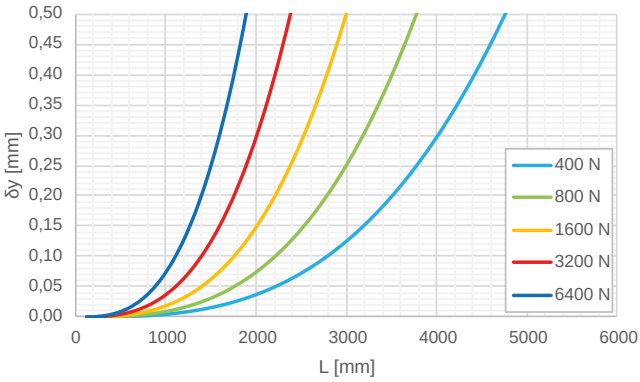

LIMITI STRUTTURALI /STRUTTURAL LIMITS

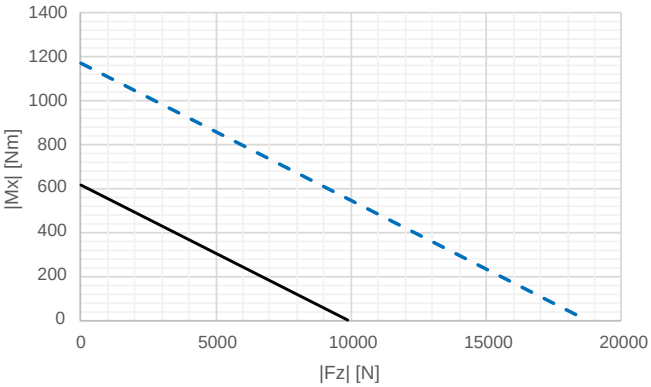

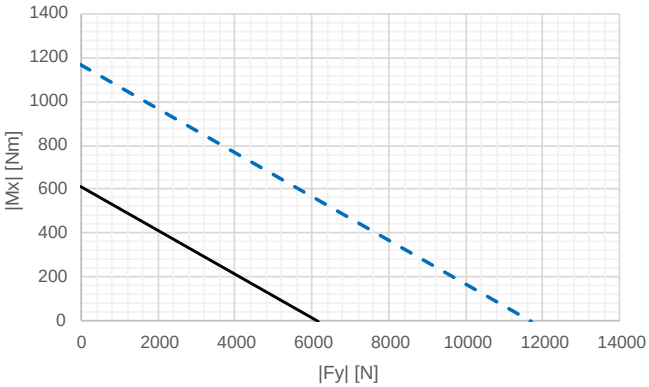

— Limite rottura a fatica: vita stimata superiore ai $10x10^6$ cicli col 99% probabilità. I grafici non possono essere combinati e valgono per: |Mx| <= 0.1 |My| e |Mx| <= 0.1 |Mz|.
Fatigue limit: estimated lifetime higher than $10x10^6$ cycles with 99% probability. Charts cannot be combined and are valid for: |Mx| <=0.1 |My| and |Mx| <=0.1 |Mz|.

--- Arresto d'emergenza max 100 volte nel corso della vita del prodotto.
Emergency stop max 100 times during service life.

Per casi di sollecitazione composta si faccia riferimento all'ufficio tecnico.
In case of combined stress contact our technical department.

MODELLO / MODEL

AMC180LB

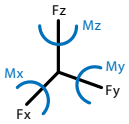

Sono rappresentate le deformazioni massime in condizioni isostatiche, con vincolo rigido e carico all'estremità. La deformazione effettiva dipende dalle condizioni di vincolo e dalla combinazione di carico.

Maximum deflection in an isostatic cantilever loaded condition. Actual strain depends on constraint condition and load combination.

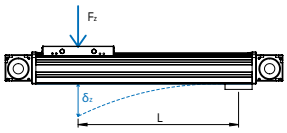

DEFORMAZIONE ELASTICA / ELASTIC DEFORMATION

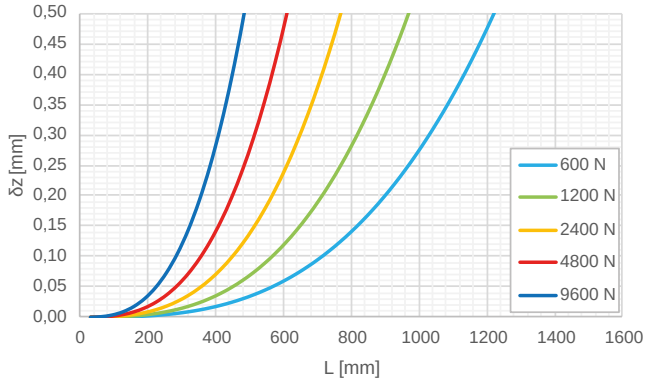

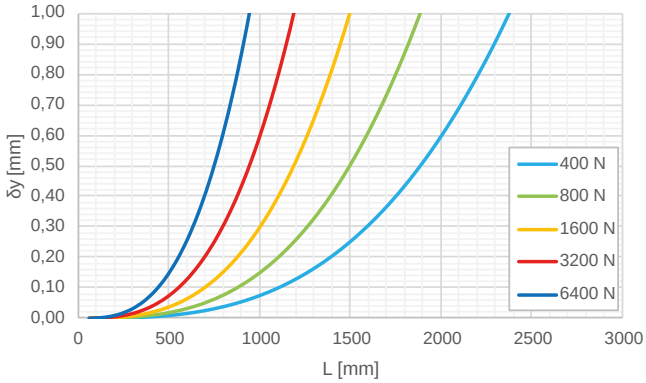

LIMITI STRUTTURALI /STRUTTURAL LIMITS

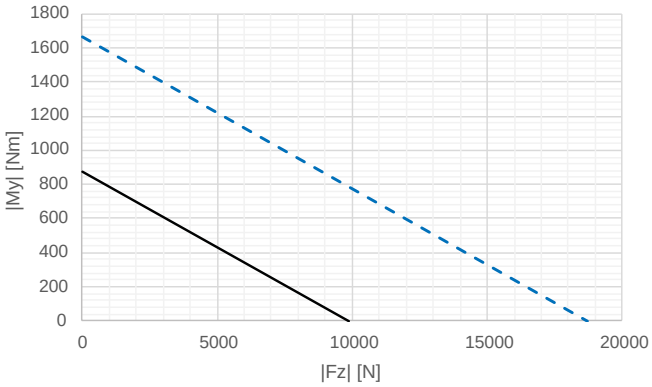

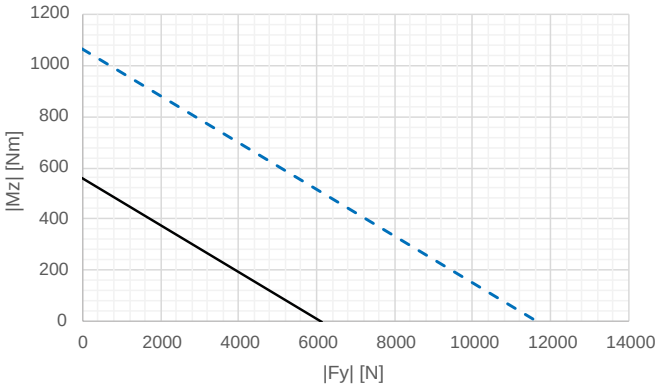

— Limite rottura a fatica: vita stimata superiore ai $10x10^6$ cicli col 99% probabilità. I grafici non possono essere combinati e valgono per: |Mx| <= 0.1 |My| e |Mx| <= 0.1 |Mz|.
Fatigue limit: estimated lifetime higher than $10x10^6$ cycles with 99% probability. Charts cannot be combined and are valid for: |Mx| <=0.1 |My| and |Mx| <=0.1 |Mz|.

--- Arresto d'emergenza max 100 volte nel corso della vita del prodotto.
Emergency stop max 100 times during service life.

Per casi di sollecitazione composta si faccia riferimento all'ufficio tecnico.
In case of combined stress contact our technical department.

MODELLO / MODEL

AMC180LO

INFORMAZIONI TECNICHE / TECHNICAL INFORMATION

Massa base unità (corsa zero) *Unit's base mass (zero stroke)*	[Kg]	18,2
Massa lineare unità *Unit's linear mass*	[Kg/100mm]	1,95
Massa carro *Carriage's mass*	[Kg]	7,75
Velocità massima* *Maximum velocity*	[m/s]	4
Ripetibilità a vuoto *Unloaded repeatability*	[mm]	0,1
Sviluppo puleggia *Pulley's circumference*	[mm/giro]	220
Taglia cinghia *Belt's size*	[-]	50 AT 10
Forza massima di trazione sulla cinghia* *Maximum traction force on belt*	[N]	2890
Momento principale d'inerzia Y *Principal moment of inertia Y*	[cm^4]	943
Momento principale d'inerzia Z *Principal moment of inertia Z*	[cm^4]	3194

* I valori sono da considerarsi indicativi.
Prestazioni superiori sono possibili e vanno verificate col nostro ufficio tecnico.
Values should be considered as an indication.
Higher performance are possible. Please contact our technical department.



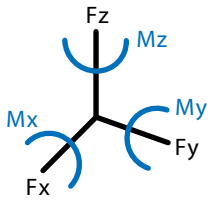

CARICO MASSIMO AMMISSIBILE / MAXIMUM PERMISSIBLE LOAD

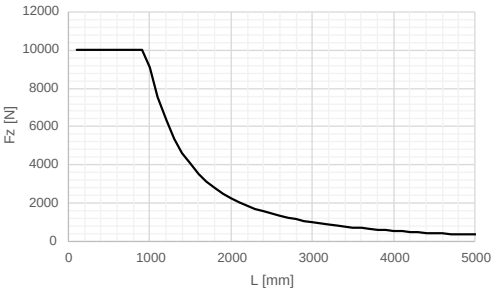

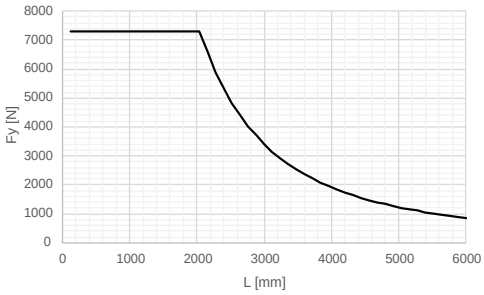

Sono rappresentati i carichi massimi applicabili in condizioni isostatiche, in appoggio, con vincolo torsionale semplice e carico in mezzeria.

Maximum load in isostatic condition centrally loaded.

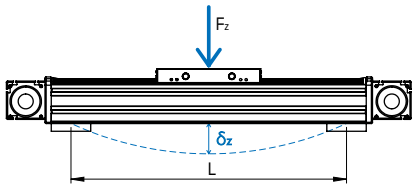

CARICO MASSIMO AMMISSIBILE / MAXIMUM PERMISSIBLE LOAD

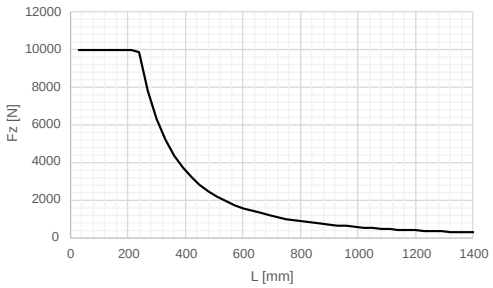

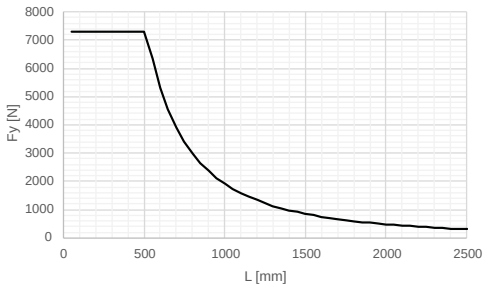

Sono rappresentati i carichi massimi applicabili in condizioni isostatiche, con vincolo rigido e carico all'estremità.

Maximum load in an isostatic cantilever loaded condition.

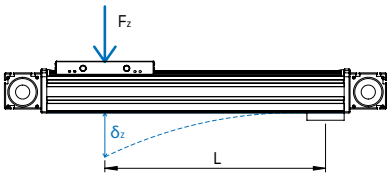

Si raccomanda di non superare i limiti dei grafici per non avere malfunzionamento dell'unità, peggioramento delle prestazioni o eccessiva usura.
We recommend not to exceed the maximum values to avoid lower performance, a reduced reliability and a big wear of the components.

Limiti di carico massimo riferiti a condizioni di carico agenti sul lato superiore del carro. Condizioni di carico applicate sul lato laterale fare riferimento all'ufficio tecnico.
Maximum load limits referred to load conditions acting on the upper side of the carriage. Load conditions applied on the lateral side contact our technical department.

DIMENSIONI / DIMENSIONS

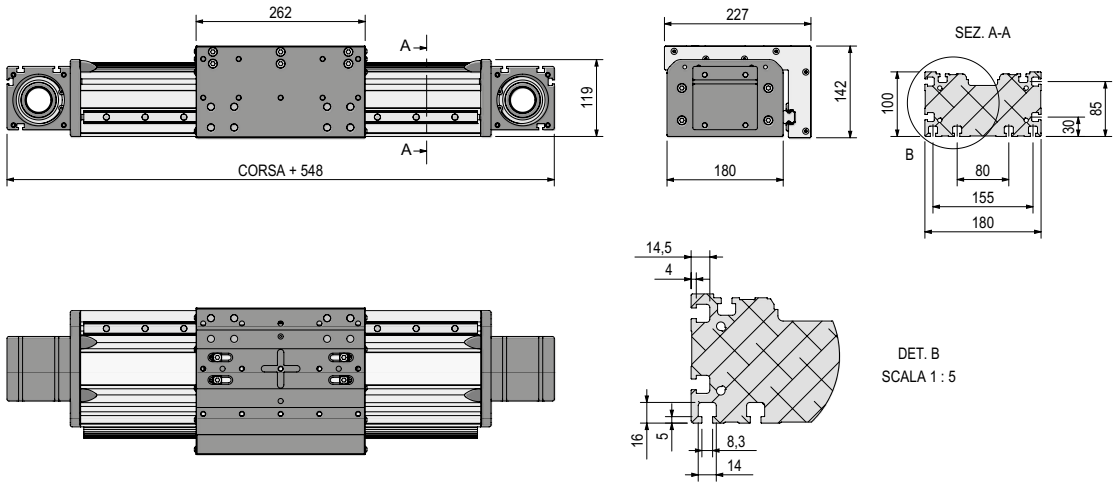

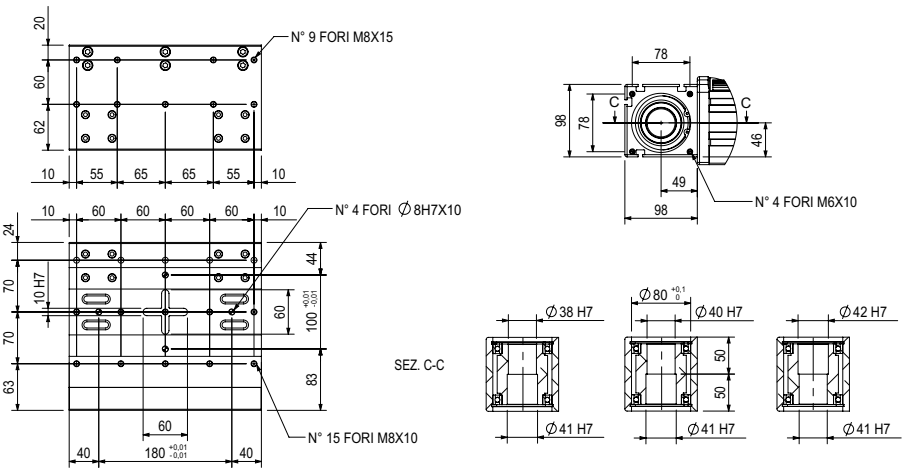

Tipologia interfaccia riduttore (2) (9)
Gearbox interface type
Kit IF30

Configurazioni puleggia
Pulley configurations

	Accessori ***Accessories***	**Cinghia** ***Belt***	**Vite** ***Ballscrew***	**Cremagliera** ***Rack and pinion***
(1)	Riduttore *Gearbox*	x	x	x
(2)	Kit assiale *Axial kit*	x	x	x
(3)	Calettatore *Keyless Locking Device*	x		x
(4)	Albero di torsione *Torsion shaft*	x		x
(5)	Carro aggiuntivo *Additional carriage*	x		x
(6)	Giunto elastico *Elastic coupling*	x		
(7)	Freno stazionamento *Standing brake*	x		
(8)	Elemento fissaggio/tassello *Fastening/plug*	x	x	x
(9)	Kit rinvio *Transfer box*	x	x	
(10)	Supporto sensore/Camma *Sensor bracket/Cam*	x	x	x

Le Unità Damo sono disponibili con una vasta gamma di accessori e optional specifici concepiti per facilitare la realizzazione e installazione di sistemi monoasse e multiasse.

All Units are available with a wide range of accessories and specific options designed to simplify the construction and installation of single-axis and multi-axis systems.

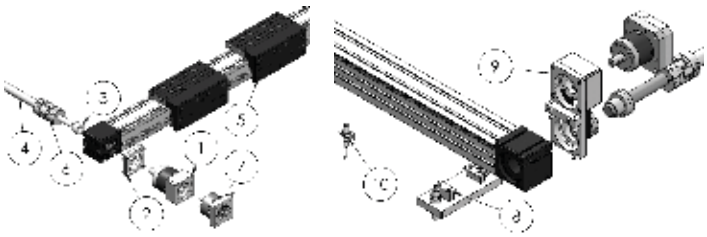

L'ufficio tecnico è a disposizione per la valutazione di applicazioni speciali e per analisi approfondite.
The technical department is available for the evaluation of special applications and for detailed analysis.

MODELLO / MODEL

AMC180LO

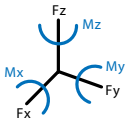

Sono rappresentate le deformazioni massime in condizioni isostatiche, in appoggio, con vincolo torsionale semplice e carico in mezzeria. La deformazione effettiva dipende dalle condizioni di vincolo e dalla combinazione di carico.

Maximum deflection in isostatic condition centrally loaded. Actual strain depends on constraint condition and load combination.

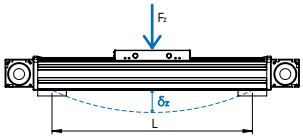

DEFORMAZIONE ELASTICA / ELASTIC DEFORMATION

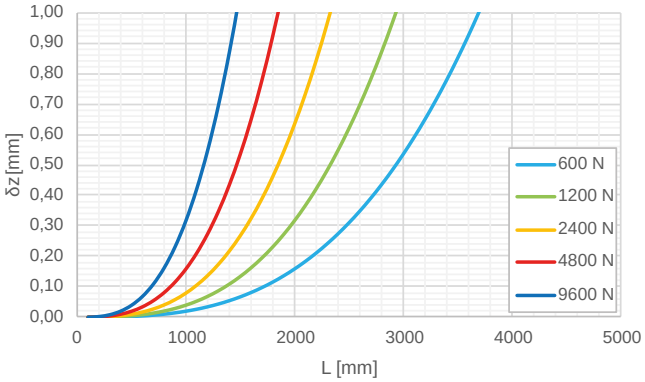

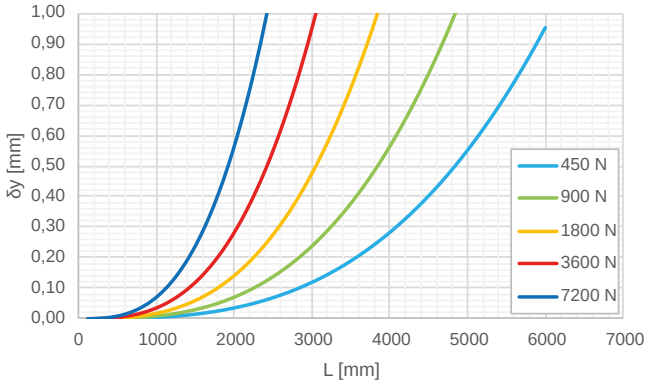

LIMITI STRUTTURALI /STRUTTURAL LIMITS

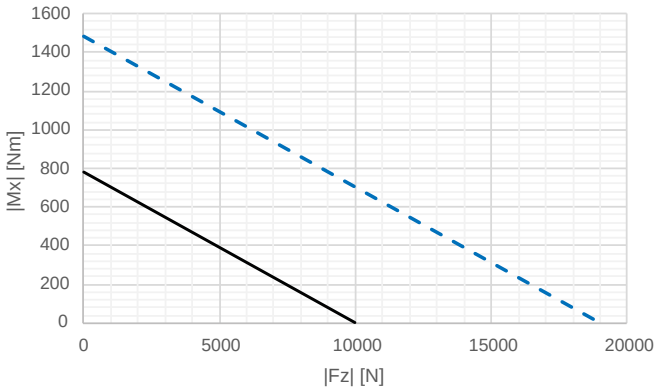

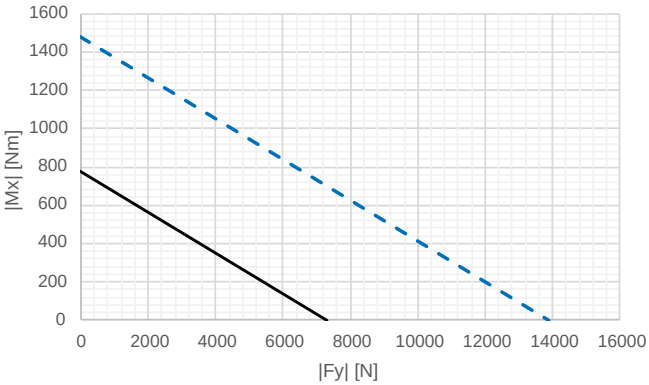

— Limite rottura a fatica: vita stimata superiore ai $10x10^6$ cicli col 99% probabilità. I grafici non possono essere combinati e valgono per: |Mx| <= 0.1 |My| e |Mx| <= 0.1 |Mz|.
Fatigue limit: estimated lifetime higher than $10x10^6$ cycles with 99% probability. Charts cannot be combined and are valid for: |Mx| <=0.1 |My| and |Mx| <=0.1 |Mz|.

--- Arresto d'emergenza max 100 volte nel corso della vita del prodotto.
Emergency stop max 100 times during service life.

Limiti strutturali riferiti a condizioni di carico agenti sul lato superiore del carro. Condizioni di carico applicate sul lato laterale fare riferimento all'ufficio tecnico.
Structural limits referred to load conditions acting on the upper side of the carriage. Load conditions applied on the lateral side contact our technical department.

Per casi di sollecitazione composta si faccia riferimento all'ufficio tecnico.
In case of combined stress contact our technical department.

MODELLO / MODEL

AMC180LO

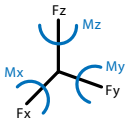

Sono rappresentate le deformazioni massime in condizioni isostatiche, con vincolo rigido e carico all'estremità. La deformazione effettiva dipende dalle condizioni di vincolo e dalla combinazione di carico.

Maximum deflection in an isostatic cantilever loaded condition. Actual strain depends on constraint condition and load combination.

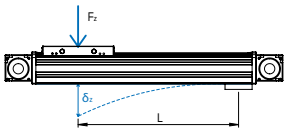

DEFORMAZIONE ELASTICA / ELASTIC DEFORMATION

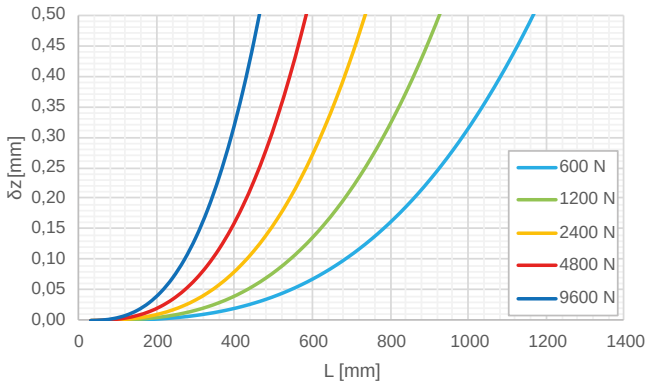

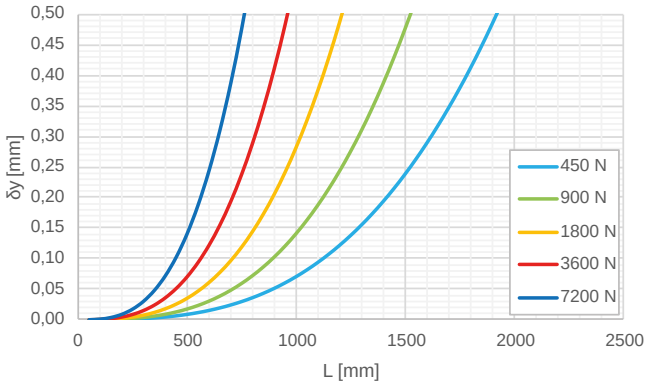

LIMITI STRUTTURALI /STRUCTURAL LIMITS

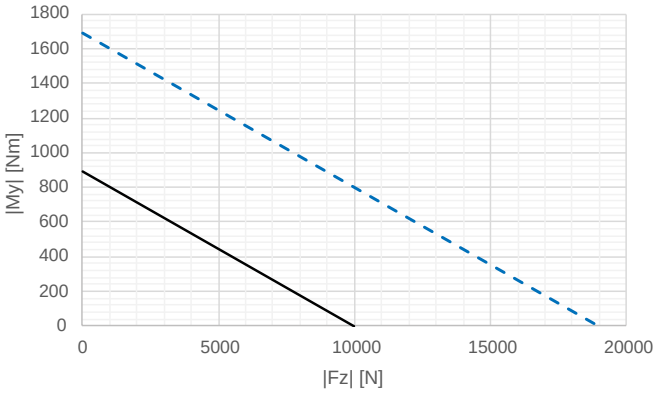

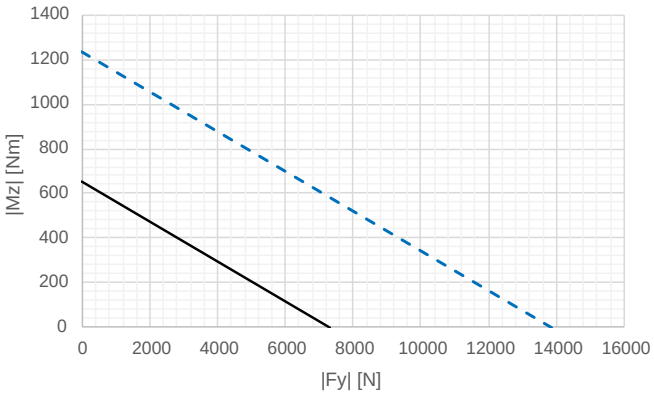

— Limite rottura a fatica: vita stimata superiore ai $10x10^6$ cicli col 99% probabilità. I grafici non possono essere combinati e valgono per: |Mx| <= 0.1 |My| e |Mx| <= 0.1 |Mz|.
Fatigue limit: estimated lifetime higher than $10x10^6$ cycles with 99% probability. Charts cannot be combined and are valid for: |Mx| <=0.1 |My| and |Mx| <=0.1 |Mz|.

--- Arresto d'emergenza max 100 volte nel corso della vita del prodotto.
Emergency stop max 100 times during service life.

Limiti strutturali riferiti a condizioni di carico agenti sul lato superiore del carro. Condizioni di carico applicate sul lato laterale fare riferimento all'ufficio tecnico.
Structural limits referred to load conditions acting on the upper side of the carriage. Load conditions applied on the lateral side contact our technical department.

Per casi di sollecitazione composta si faccia riferimento all'ufficio tecnico.
In case of combined stress contact our technical department.

MODELLO / MODEL

AMC180LL

INFORMAZIONI TECNICHE / TECHNICAL INFORMATION

Massa base unità (corsa zero) *Unit's base mass (zero stroke)*	[Kg]	29,9
Massa lineare unità *Unit's linear mass*	[Kg/100mm]	2,17
Massa carro *Carriage's mass*	[Kg]	14,2
Velocità massima* *Maximum velocity*	[m/s]	4
Ripetibilità a vuoto *Unloaded repeatability*	[mm]	0,1
Sviluppo puleggia *Pulley's circumference*	[mm/giro]	220
Taglia cinghia *Belt's size*	[-]	50 AT 10
Forza massima di trazione sulla cinghia* *Maximum traction force on belt*	[N]	2890
Momento principale d'inerzia Y *Principal moment of inertia Y*	[cm^4]	678
Momento principale d'inerzia Z *Principal moment of inertia Z*	[cm^4]	4727

* I valori sono da considerarsi indicativi.
Prestazioni superiori sono possibili e vanno verificate col nostro ufficio tecnico.
Values should be considered as an indication.
Higher performance are possible. Please contact our technical department.



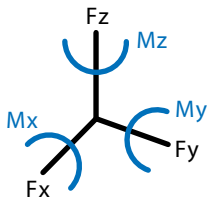

CARICO MASSIMO AMMISSIBILE / MAXIMUM PERMISSIBLE LOAD

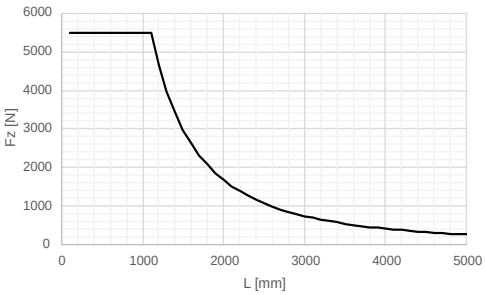

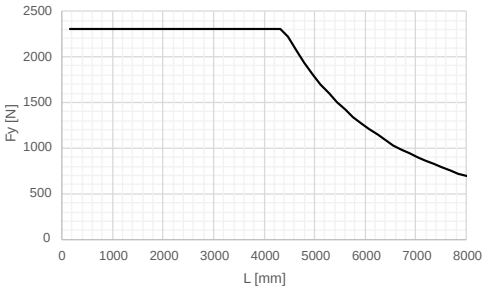

Sono rappresentati i carichi massimi applicabili in condizioni isostatiche, in appoggio, con vincolo torsionale semplice e carico in mezzeria.

Maximum load in isostatic condition centrally loaded.

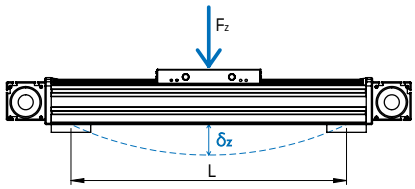

CARICO MASSIMO AMMISSIBILE / MAXIMUM PERMISSIBLE LOAD

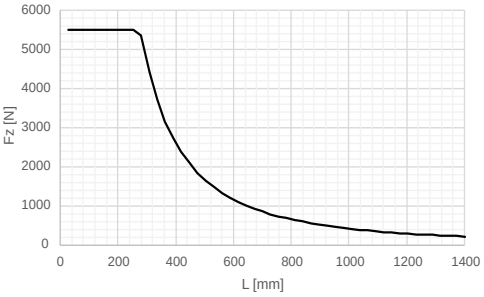

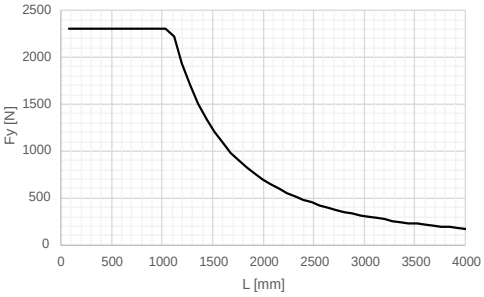

Sono rappresentati i carichi massimi applicabili in condizioni isostatiche, con vincolo rigido e carico all'estremità.

Maximum load in an isostatic cantilever loaded condition.

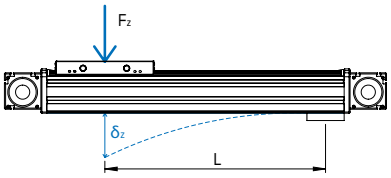

Si raccomanda di non superare i limiti dei grafici per non avere malfunzionamento dell'unità, peggioramento delle prestazioni o eccessiva usura.
We recommend not to exceed the maximum values to avoid lower performance, a reduced reliability and a big wear of the components.

DIMENSIONI / DIMENSIONS

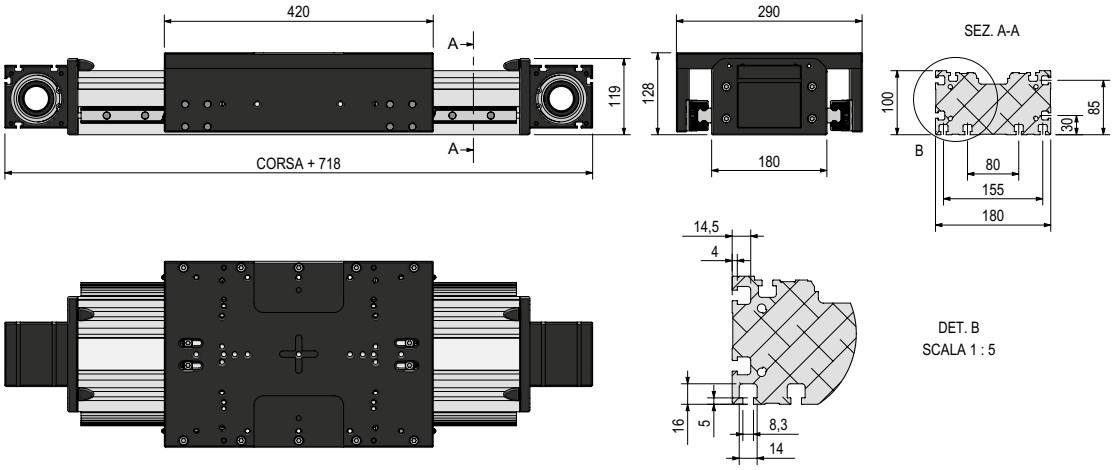

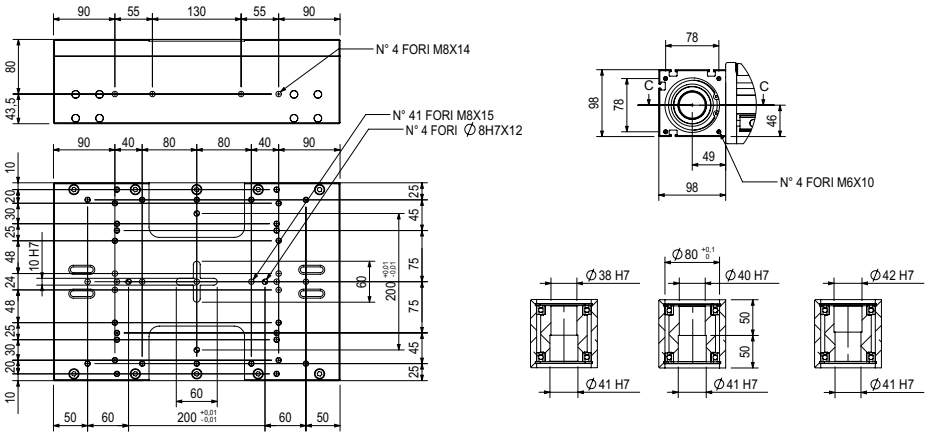

Tipologia interfaccia riduttore (2) (9)
Gearbox interface type
Kit IF30

Configurazioni puleggia
Pulley configurations

Accessori ***Accessories***	**Cinghia** ***Belt***	**Vite** ***Ballscrew***	**Cremagliera** ***Rack and pinion***
(1) Riduttore *Gearbox*	x	x	x
(2) Kit assiale *Axial kit*	x	x	x
(3) Calettatore *Keyless Locking Device*	x		x
(4) Albero di torsione *Torsion shaft*	x		x
(5) Carro aggiuntivo *Additional carriage*	x		x
(6) Giunto elastico *Elastic coupling*	x		
(7) Freno stazionamento *Standing brake*	x		
(8) Elemento fissaggio/tassello *Fastening/plug*	x	x	x
(9) Kit rinvio *Transfer box*	x	x	
(10) Supporto sensore/Camma *Sensor bracket/Cam*	x	x	x

Le Unità Damo sono disponibili con una vasta gamma di accessori e optional specifici concepiti per facilitare la realizzazione e installazione di sistemi monoasse e multiasse.

All Units are available with a wide range of accessories and specific options designed to simplify the construction and installation of single-axis and multi-axis systems.

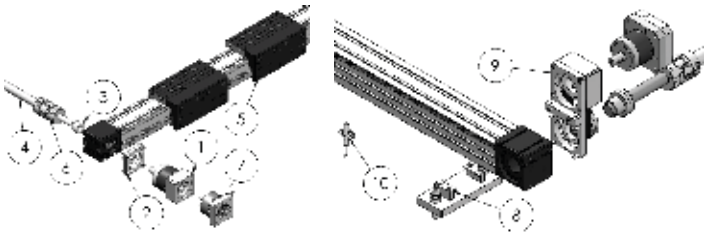

L'ufficio tecnico è a disposizione per la valutazione di applicazioni speciali e per analisi approfondite.
The technical department is available for the evaluation of special applications and for detailed analysis.

MODELLO / MODEL

AMC180LL

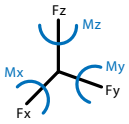

Sono rappresentate le deformazioni massime in condizioni isostatiche, in appoggio, con vincolo torsionale semplice e carico in mezzeria. La deformazione effettiva dipende dalle condizioni di vincolo e dalla combinazione di carico.

Maximum deflection in isostatic condition centrally loaded. Actual strain depends on constraint condition and load combination.

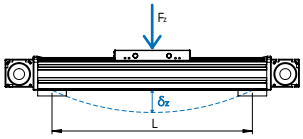

DEFORMAZIONE ELASTICA / ELASTIC DEFORMATION

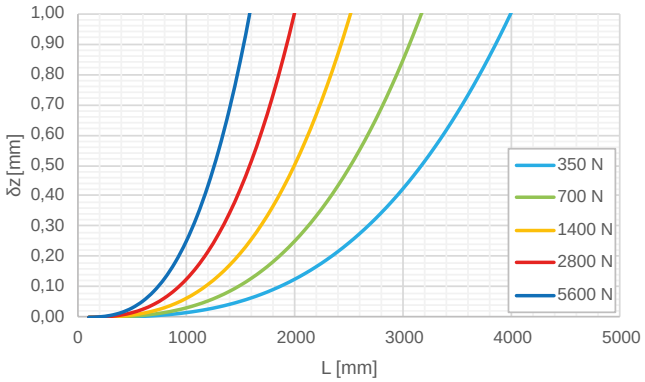

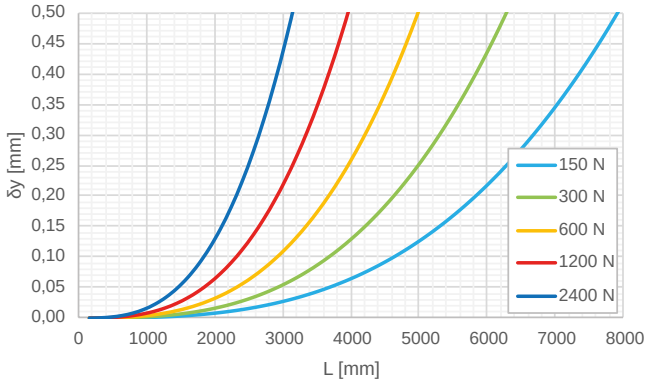

LIMITI STRUTTURALI /STRUCTURAL LIMITS

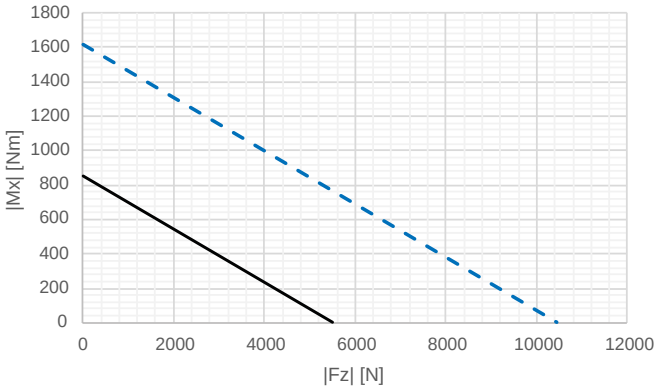

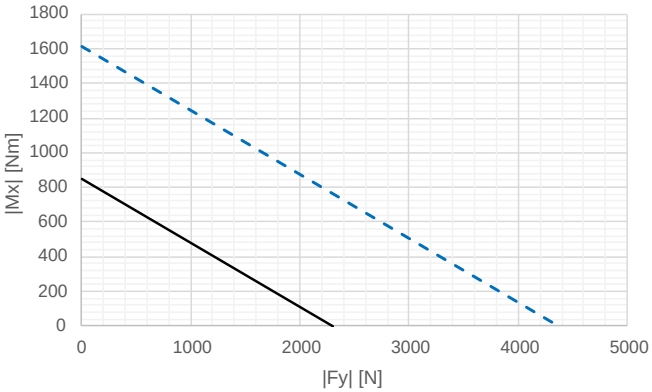

— Limite rottura a fatica: vita stimata superiore ai $10x10^6$ cicli col 99% probabilità. I grafici non possono essere combinati e valgono per: |Mx| <= 0.1 |My| e |Mx| <= 0.1 |Mz|.
Fatigue limit: estimated lifetime higher than $10x10^6$ cycles with 99% probability. Charts cannot be combined and are valid for: |Mx| <=0.1 |My| and |Mx| <=0.1 |Mz|.

--- Arresto d'emergenza max 100 volte nel corso della vita del prodotto.
Emergency stop max 100 times during service life.

Per casi di sollecitazione composta si faccia riferimento all'ufficio tecnico.
In case of combined stress contact our technical department.

MODELLO / MODEL

AMC180LL

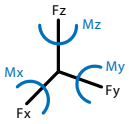

Sono rappresentate le deformazioni massime in condizioni isostatiche, con vincolo rigido e carico all'estremità. La deformazione effettiva dipende dalle condizioni di vincolo e dalla combinazione di carico.

Maximum deflection in an isostatic cantilever loaded condition. Actual strain depends on constraint condition and load combination.

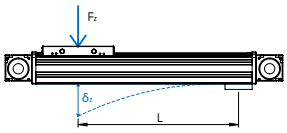

DEFORMAZIONE ELASTICA / ELASTIC DEFORMATION

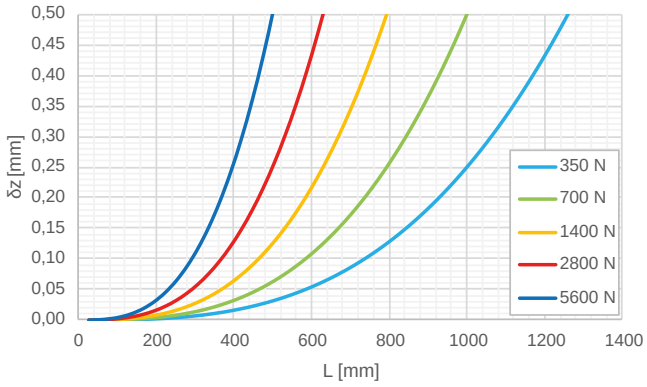

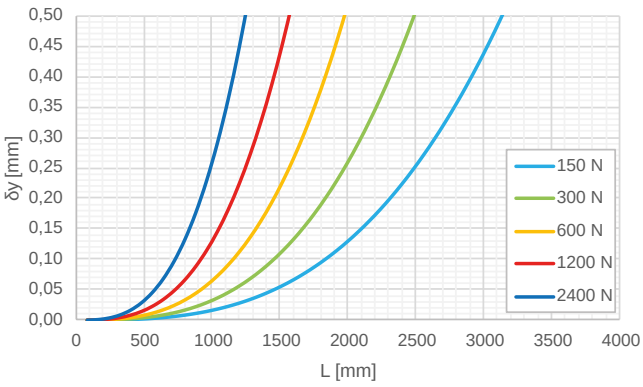

LIMITI STRUTTURALI /STRUCTURAL LIMITS

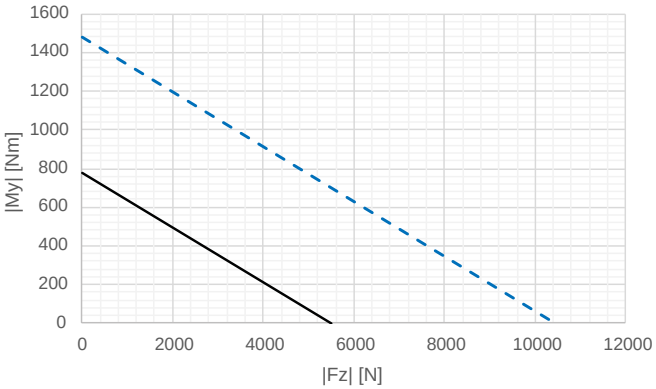

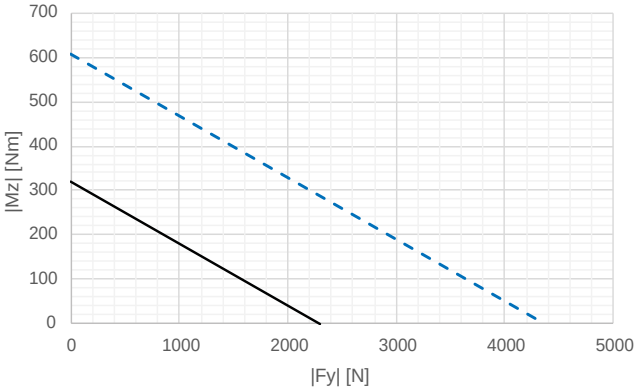

— Limite rottura a fatica: vita stimata superiore ai $10x10^6$ cicli col 99% probabilità. I grafici non possono essere combinati e valgono per: |Mx| <= 0.1 |My| e |Mx| <= 0.1 |Mz|.
Fatigue limit: estimated lifetime higher than $10x10^6$ cycles with 99% probability. Charts cannot be combined and are valid for: |Mx| <=0.1 |My| and |Mx| <=0.1 |Mz|.

--- Arresto d'emergenza max 100 volte nel corso della vita del prodotto.
Emergency stop max 100 times during service life.

Per casi di sollecitazione composta si faccia riferimento all'ufficio tecnico.
In case of combined stress contact our technical department.

CODIFICA UNITÀ LINEARI
TYPE CODES

AMC	240	LM	0800	-	XXX	-	XXX	-	XX

TIPO UNITÀ / MODEL

AMC	Unità lineare a cinghia dentata *Belt driven linear unit*

TAGLIA / SIZE

240	Profilo larghezza 140 mm *Profile width 140 mm*

TIPOLOGIA CARRO / CARRIAGE TYPE

LM	Carro lungo biguida *Long carriage with dual guide rail*

CORSA UTILE UNITÀ (mm) / EFFECTIVE STROKE (mm)

TESTATA SINISTRA (vedi versione testata) / LEFT HEAD (view head version)

TESTATA DESTRA (vedi versione testata) / RIGHT HEAD (view head version)

TIPOLOGIA CONFIGURAZIONE / CONFIGURATION TYPE

A	Configurazione standard *Standard configuration*
C	Configurazione personalizzata *Custom configuration*

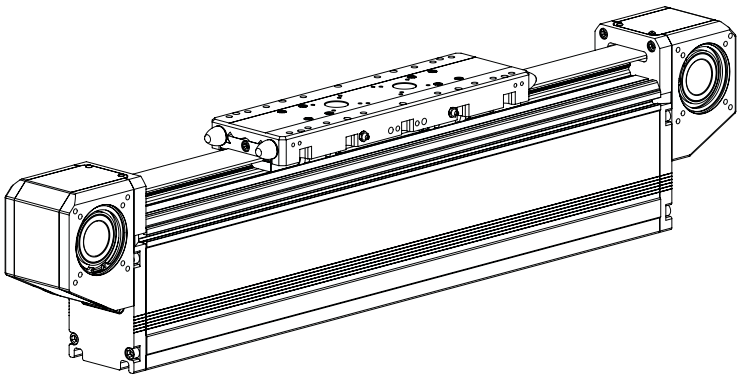

VERSIONE TESTATA / HEAD VERSION

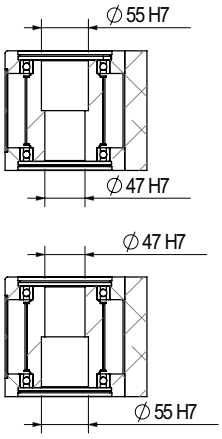

D47

S47

TESTATA SINISTRA / LEFT HEAD

D47	Testata sinistra con foro Ø 47 mm a destra e Ø 55 mm a sinistra *Left head with hole Ø 47 mm on the right and Ø 55 mm on the left*
S47	Testata sinistra con foro Ø 47 mm a sinistra e Ø 55 mm a destra *Left head with hole Ø 47 mm on the left and Ø 55 mm on the right*

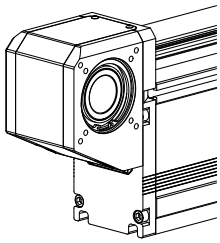

TESTATA DESTRA / RIGHT HEAD

D47	Testata destra con foro Ø 47 mm a destra e Ø 55 mm a sinistra *Right head with hole Ø 47 mm on the right and Ø 55 mm on the left*
S47	Testata destra con foro Ø 47 mm a sinistra e Ø 55 mm a destra *Right head with hole Ø 47 mm on the left and Ø 55 mm on the right*

D47

S47

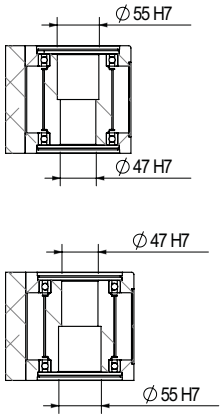

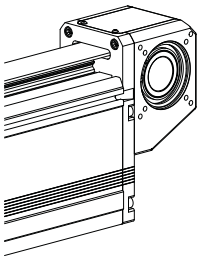

MODELLO / MODEL

AMC240LM

INFORMAZIONI TECNICHE / TECHNICAL INFORMATION

Massa base unità (corsa zero) *Unit's base mass (zero stroke)*	[Kg]	45,3
Massa lineare unità *Unit's linear mass*	[Kg/100mm]	2,78
Massa carro *Carriage's mass*	[Kg]	9,6
Velocità massima* *Maximum velocity*	[m/s]	4
Ripetibilità a vuoto *Unloaded repeatability*	[mm]	0,1
Sviluppo puleggia *Pulley's circumference*	[mm/giro]	300
Taglia cinghia *Belt's size*	[-]	75 AT 10
Forza massima di trazione sulla cinghia* *Maximum traction force on belt*	[N]	4650
Momento principale d'inerzia Y *Principal moment of inertia Y*	[cm^4]	8214
Momento principale d'inerzia Z *Principal moment of inertia Z*	[cm^4]	2449

* I valori sono da considerarsi indicativi.
Prestazioni superiori sono possibili e vanno verificate col nostro ufficio tecnico.
Values should be considered as an indication.
Higher performance are possible. Please contact our technical department.



CARICO MASSIMO AMMISSIBILE / MAXIMUM PERMISSIBLE LOAD

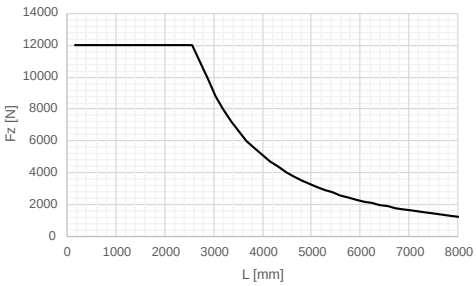

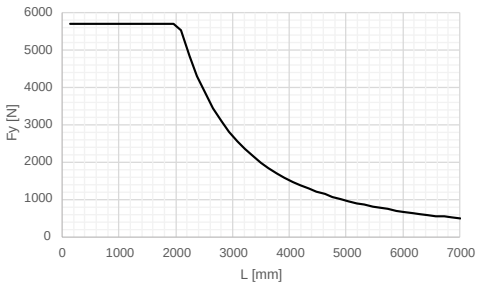

Sono rappresentati i carichi massimi applicabili in condizioni isostatiche, in appoggio, con vincolo torsionale semplice e carico in mezzeria.

Maximum load in isostatic condition centrally loaded.

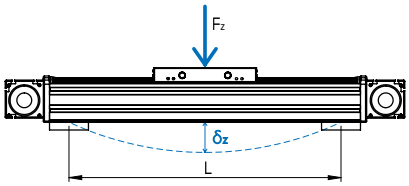

CARICO MASSIMO AMMISSIBILE / MAXIMUM PERMISSIBLE LOAD

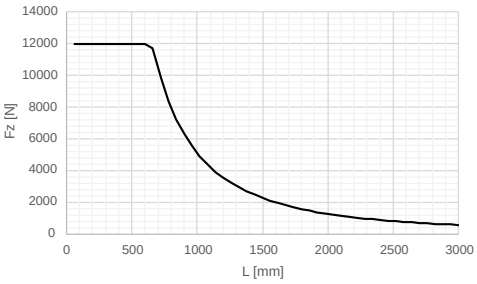

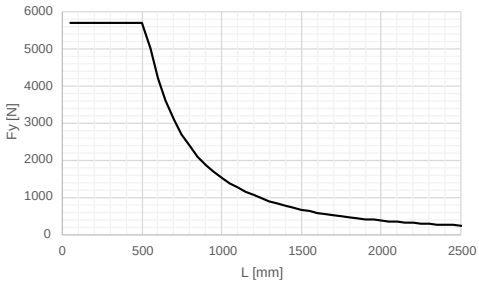

Sono rappresentati i carichi massimi applicabili in condizioni isostatiche, con vincolo rigido e carico all'estremità.

Maximum load in an isostatic cantilever loaded condition.

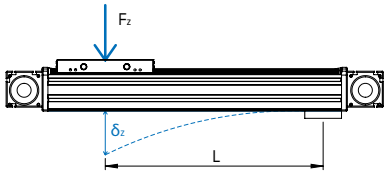

Si raccomanda di non superare i limiti dei grafici per non avere malfunzionamento dell'unità, peggioramento delle prestazioni o eccessiva usura.
We recommend not to exceed the maximum values to avoid lower performance, a reduced reliability and a big wear of the components.

DIMENSIONI / DIMENSIONS

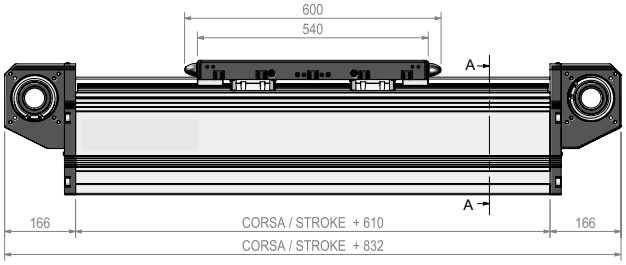

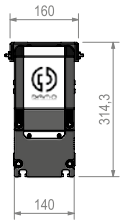

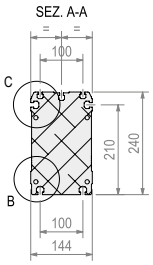

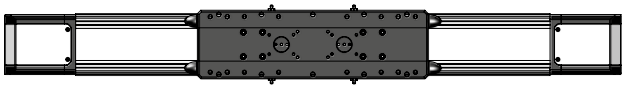

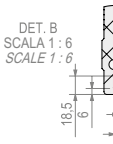

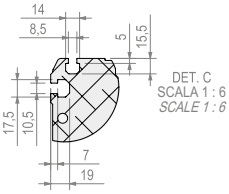

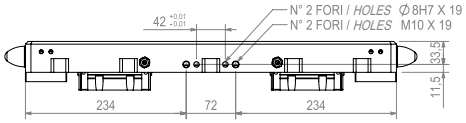

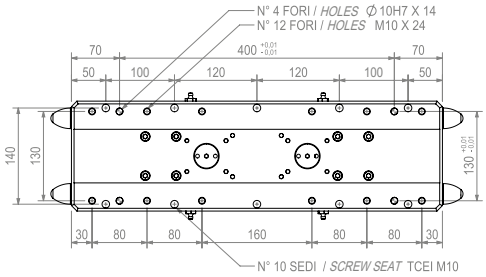

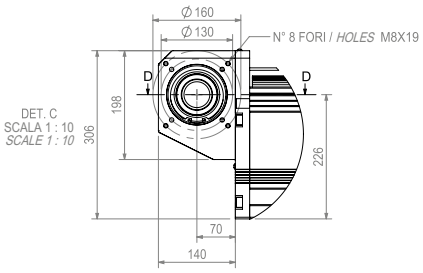

Tipologia interfaccia riduttore (2) (9)
Gearbox interface type
Kit IF40

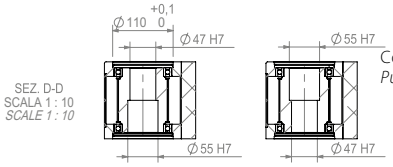

Configurazioni puleggia
Pulley configurations

	Accessori ***Accessories***	**Cinghia** ***Belt***	**Vite** ***Ballscrew***	**Cremagliera** ***Rack and pinion***
(1)	Riduttore *Gearbox*	x	x	x
(2)	Kit assiale *Axial kit*	x	x	x
(3)	Calettatore *Keyless Locking Device*	x		x
(4)	Albero di torsione *Torsion shaft*	x		x
(5)	Carro aggiuntivo *Additional carriage*	x		x
(6)	Giunto elastico *Elastic coupling*	x		
(7)	Freno stazionamento *Standing brake*	x		
(8)	Elemento fissaggio/tassello *Fastening/plug*	x	x	x
(9)	Kit rinvio *Transfer box*	x	x	
(10)	Supporto sensore/Camma *Sensor bracket/Cam*	x	x	x

Le Unità Damo sono disponibili con una vasta gamma di accessori e optional specifici concepiti per facilitare la realizzazione e installazione di sistemi monoasse e multiasse.

All Units are available with a wide range of accessories and specific options designed to simplify the construction and installation of single-axis and multi-axis systems.

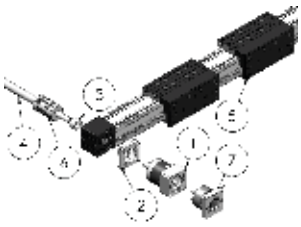

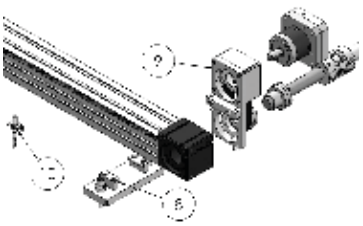

L'ufficio tecnico è a disposizione per la valutazione di applicazioni speciali e per analisi approfondite.
The technical department is available for the evaluation of special applications and for detailed analysis.

MODELLO / MODEL

AMC240LM

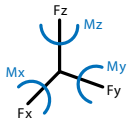

Sono rappresentate le deformazioni massime in condizioni isostatiche, in appoggio, con vincolo torsionale semplice e carico in mezzeria. La deformazione effettiva dipende dalle condizioni di vincolo e dalla combinazione di carico.

Maximum deflection in isostatic condition centrally loaded. Actual strain depends on constraint condition and load combination.

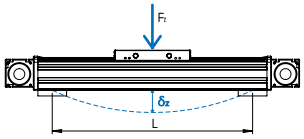

DEFORMAZIONE ELASTICA / ELASTIC DEFORMATION

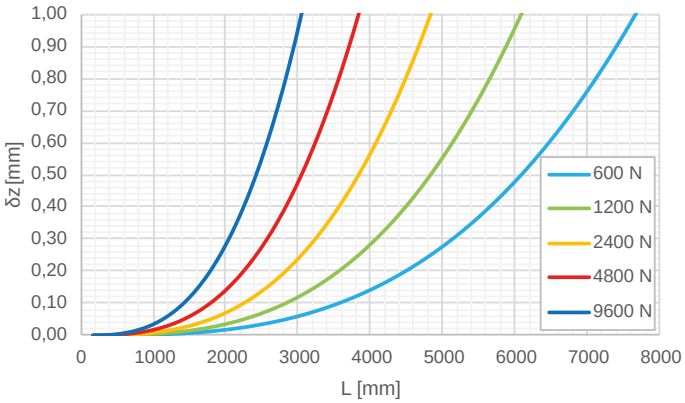

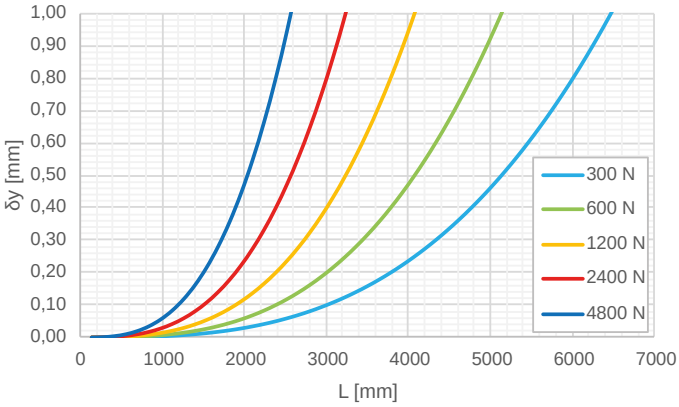

LIMITI STRUTTURALI /STRUTTURAL LIMITS

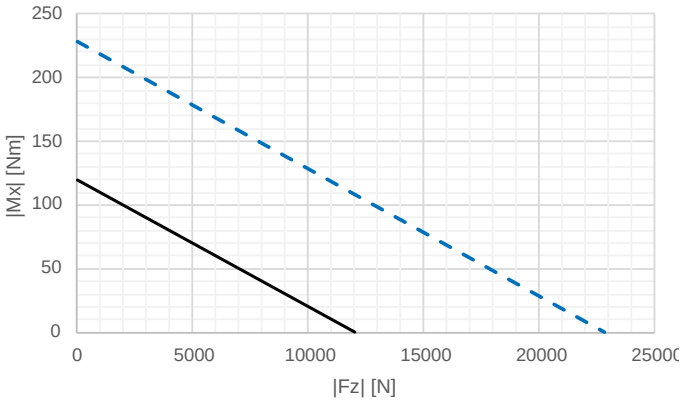

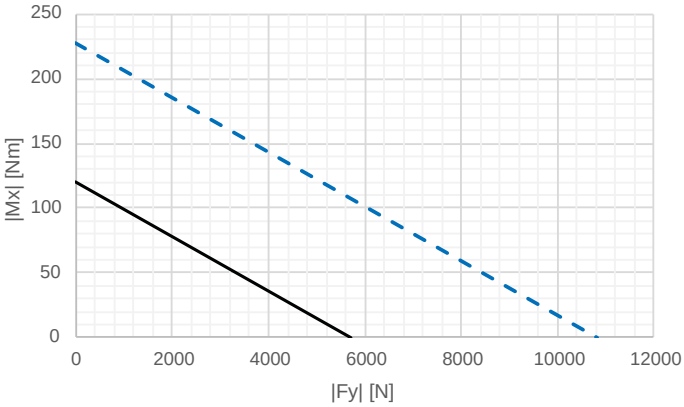

— Limite rottura a fatica: vita stimata superiore ai $10x10^6$ cicli col 99% probabilità. I grafici non possono essere combinati e valgono per: |Mx| <= 0.1 |My| e |Mx| <= 0.1 |Mz|.
Fatigue limit: estimated lifetime higher than $10x10^6$ cycles with 99% probability. Charts cannot be combined and are valid for: |Mx| <=0.1 |My| and |Mx| <=0.1 |Mz|.

--- Arresto d'emergenza max 100 volte nel corso della vita del prodotto.
Emergency stop max 100 times during service life.

Per casi di sollecitazione composta si faccia riferimento all'ufficio tecnico.
In case of combined stress contact our technical department.

MODELLO / MODEL

AMC240LM

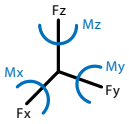

Sono rappresentate le deformazioni massime in condizioni isostatiche, con vincolo rigido e carico all'estremità. La deformazione effettiva dipende dalle condizioni di vincolo e dalla combinazione di carico.

Maximum deflection in an isostatic cantilever loaded condition. Actual strain depends on constraint condition and load combination.

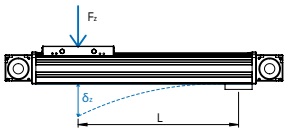

DEFORMAZIONE ELASTICA / ELASTIC DEFORMATION

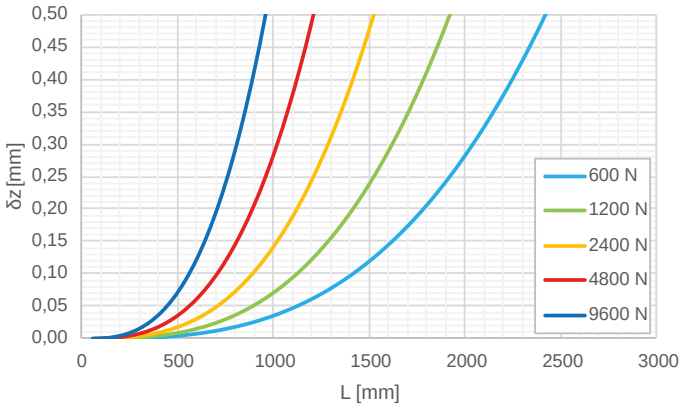

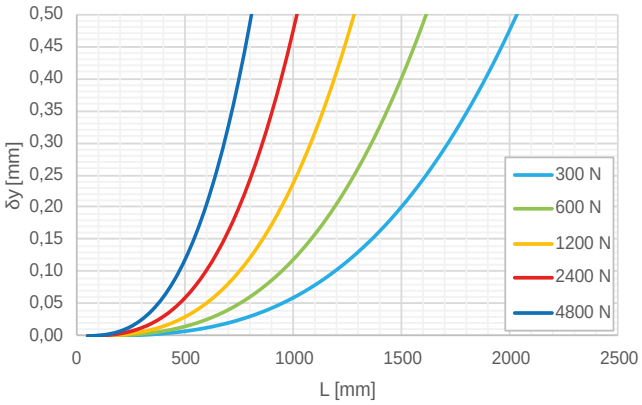

LIMITI STRUTTURALI /STRUCTURAL LIMITS

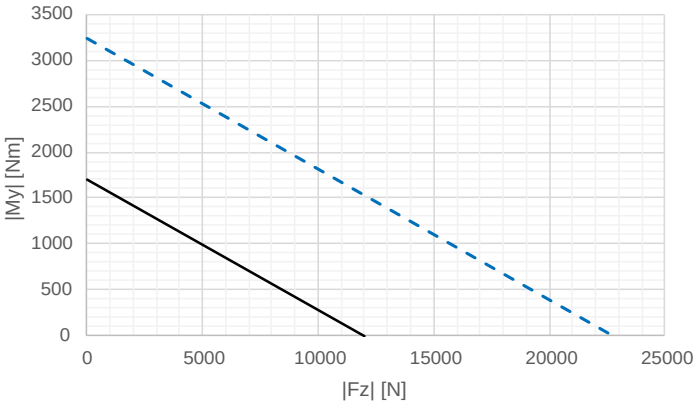

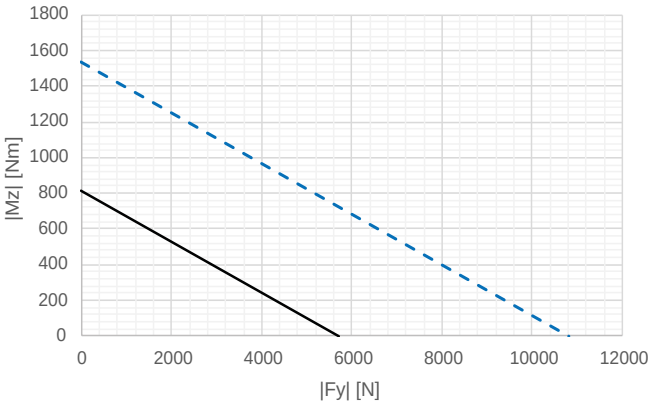

— Limite rottura a fatica: vita stimata superiore ai $10x10^6$ cicli col 99% probabilità. I grafici non possono essere combinati e valgono per: |Mx| <= 0.1 |My| e |Mx| <= 0.1 |Mz|.
Fatigue limit: estimated lifetime higher than $10x10^6$ cycles with 99% probability. Charts cannot be combined and are valid for: |Mx| <=0.1 |My| and |Mx| <=0.1 |Mz|.

--- Arresto d'emergenza max 100 volte nel corso della vita del prodotto.
Emergency stop max 100 times during service life.

Per casi di sollecitazione composta si faccia riferimento all'ufficio tecnico.
In case of combined stress contact our technical department.

UNITÀ LINEARE A CINGHIA

BELT DRIVEN LINEAR UNIT



SERIE CLS

SERIES

086 CLS060LM

090 CLS060LO

096 CLS090CM

100 CLS090LM

104 CLS090XM

108 CLS090CO

112 CLS090LO

CODIFICA UNITÀ LINEARI
TYPE CODES

CLS	060	LM	00800	-	XXX	-	XXX	-	XX

TIPO UNITÀ / MODEL

CLS	Unità lineare a cinghia dentata *Belt driven linear unit*

TAGLIA / SIZE

060	Profilo larghezza 60 mm *Profile width 60 mm*

TIPOLOGIA CARRO / CARRIAGE TYPE

LM	Carro lungo monoguida *Long carriage with single guide rail*
LO	Carro lungo biguida ortogonale *Long carriage with orthogonal dual guide rail*

CORSA UTILE UNITÀ (mm) / EFFECTIVE STROKE (mm)

TESTATA SINISTRA (vedi versione testata) / LEFT HEAD (view head version)

TESTATA DESTRA (vedi versione testata) / RIGHT HEAD (view head version)

TIPOLOGIA CONFIGURAZIONE / CONFIGURATION TYPE

A	Configurazione standard *Standard configuration*
C	Configurazione personalizzata *Custom configuration*

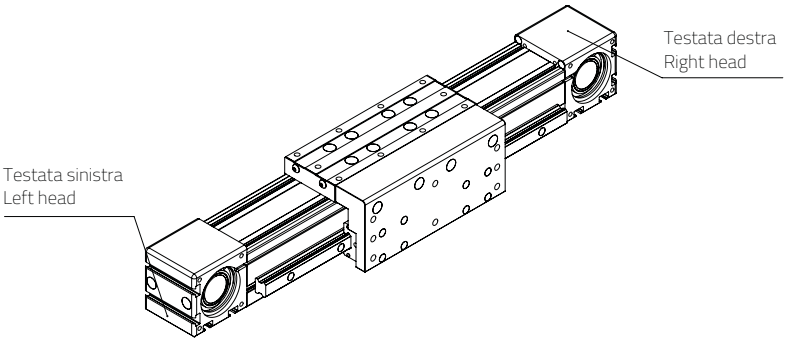

VERSIONE TESTATA / HEAD VERSION

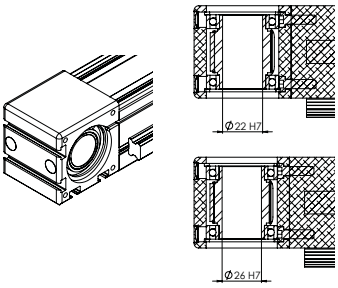

F22

F26

F22	Testata sinistra con foro passante Ø 22 mm *Left head with hole Ø 22 mm*
F26	Testata sinistra con foro passante Ø 26 mm *Left head with hole Ø 26 mm*

TESTATA SINISTRA / LEFT HEAD

TESTATA DESTRA / RIGHT HEAD

F22	Testata destra con foro passante Ø 22 mm *Right head with hole Ø 22 mm*
F26	Testata destra con foro passante Ø 26 mm *Right head with hole Ø 26 mm*

F22

F26

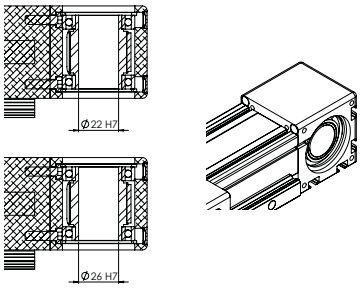

MODELLO / MODEL

CLS060LM

INFORMAZIONI TECNICHE / TECHNICAL INFORMATION

Massa base unità (corsa zero) *Unit's base mass (zero stroke)*	[Kg]	2,65
Massa lineare unità *Unit's linear mass*	[Kg/100mm]	0,55
Massa carro *Carriage's mass*	[Kg]	0,8
Velocità massima* *Maximum velocity*	[m/s]	4
Ripetibilità a vuoto *Unloaded repeatability*	[mm]	0,1
Sviluppo puleggia *Pulley's circumference*	[mm/giro]	125
Taglia cinghia *Belt's size*	[-]	25 AT 5
Forza massima di trazione sulla cinghia* *Maximum traction force on belt*	[N]	607
Momento principale d'inerzia Y *Principal moment of inertia Y*	[cm^4]	41
Momento principale d'inerzia Z *Principal moment of inertia Z*	[cm^4]	64

* I valori sono da considerarsi indicativi.
Prestazioni superiori sono possibili e vanno verificate col nostro ufficio tecnico.
Values should be considered as an indication.
Higher performance are possible. Please contact our technical department.



CARICO MASSIMO AMMISSIBILE / MAXIMUM PERMISSIBLE LOAD

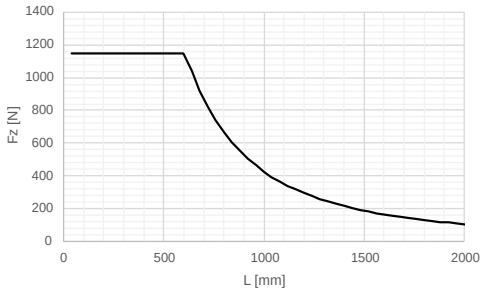

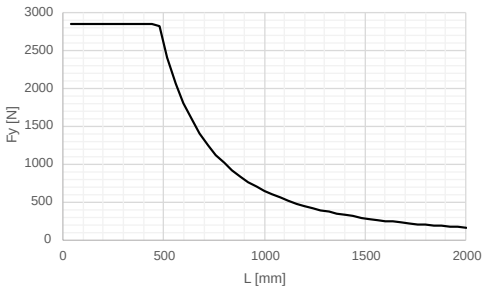

Sono rappresentati i carichi massimi applicabili in condizioni isostatiche, in appoggio, con vincolo torsionale semplice e carico in mezzeria.
Maximum load in isostatic condition centrally loaded.

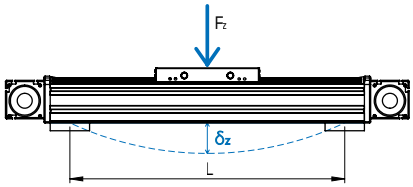

CARICO MASSIMO AMMISSIBILE / MAXIMUM PERMISSIBLE LOAD

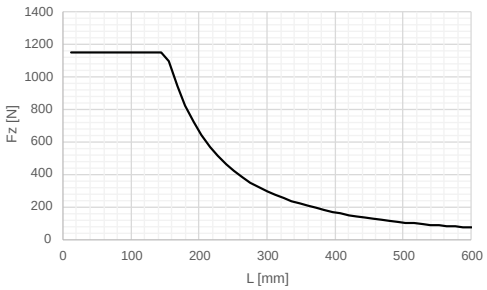

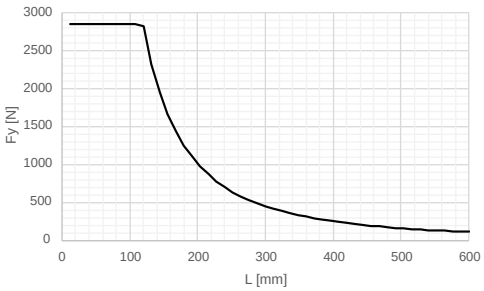

Sono rappresentati i carichi massimi applicabili in condizioni isostatiche, con vincolo rigido e carico all'estremità.
Maximum load in an isostatic cantilever loaded condition.

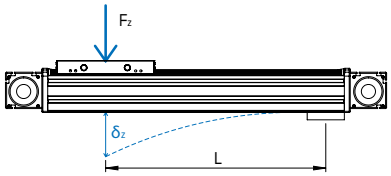

Si raccomanda di non superare i limiti dei grafici per non avere malfunzionamento dell'unità, peggioramento delle prestazioni o eccessiva usura.
We recommend not to exceed the maximum values to avoid lower performance, a reduced reliability and a big wear of the components.

DIMENSIONI / DIMENSIONS

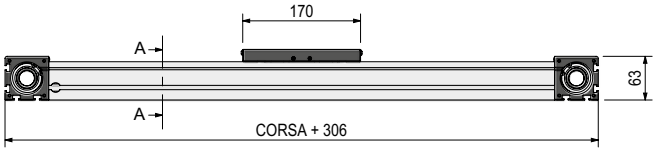

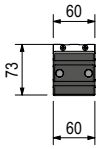

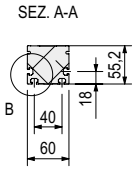

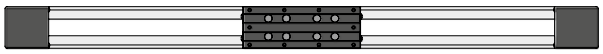

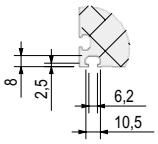

DET. B
SCALA 1 : 5

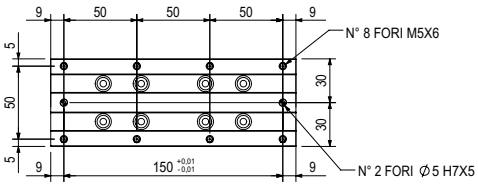

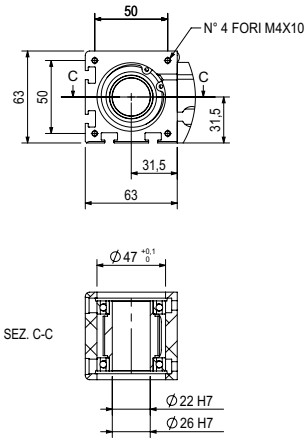

Tipologia interfaccia riduttore (2) (9)
Gearbox interface type
Kit IF20

Configurazioni puleggia
Pulley configurations

Accessori ***Accessories***	**Cinghia** ***Belt***	**Vite** ***Ballscrew***	**Cremagliera** ***Rack and pinion***
(1) Riduttore *Gearbox*	x	x	x
(2) Kit assiale *Axial kit*	x	x	x
(3) Calettatore *Keyless Locking Device*	x		x
(4) Albero di torsione *Torsion shaft*	x		x
(5) Carro aggiuntivo *Additional carriage*	x		x
(6) Giunto elastico *Elastic coupling*	x		
(7) Freno stazionamento *Standing brake*	x		
(8) Elemento fissaggio/tassello *Fastening/plug*	x	x	x
(9) Kit rinvio *Transfer box*	x	x	
(10) Supporto sensore/Camma *Sensor bracket/Cam*	x	x	x

Le Unità Damo sono disponibili con una vasta gamma di accessori e optional specifici concepiti per facilitare la realizzazione e installazione di sistemi monoasse e multiasse.

All Units are available with a wide range of accessories and specific options designed to simplify the construction and installation of single-axis and multi-axis systems.

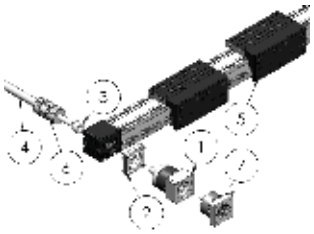

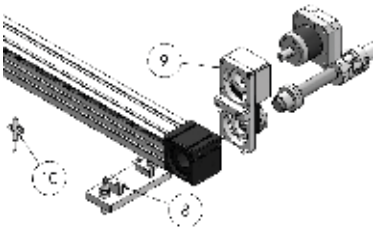

L'ufficio tecnico è a disposizione per la valutazione di applicazioni speciali e per analisi approfondite.
The technical department is available for the evaluation of special applications and for detailed analysis.

MODELLO / MODEL

CLS060LM

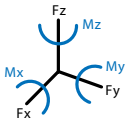

Sono rappresentate le deformazioni massime in condizioni isostatiche, in appoggio, con vincolo torsionale semplice e carico in mezzeria. La deformazione effettiva dipende dalle condizioni di vincolo e dalla combinazione di carico.

Maximum deflection in isostatic condition centrally loaded. Actual strain depends on constraint condition and load combination.

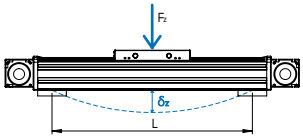

DEFORMAZIONE ELASTICA / ELASTIC DEFORMATION

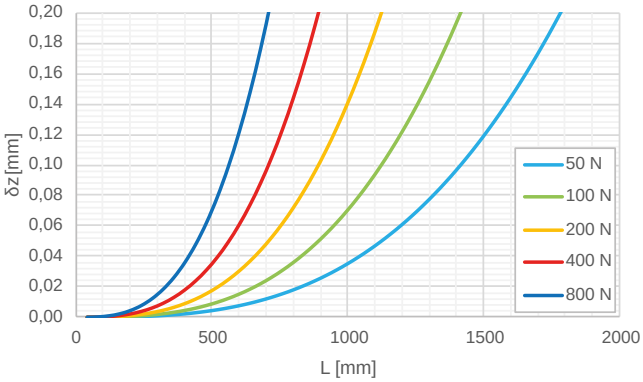

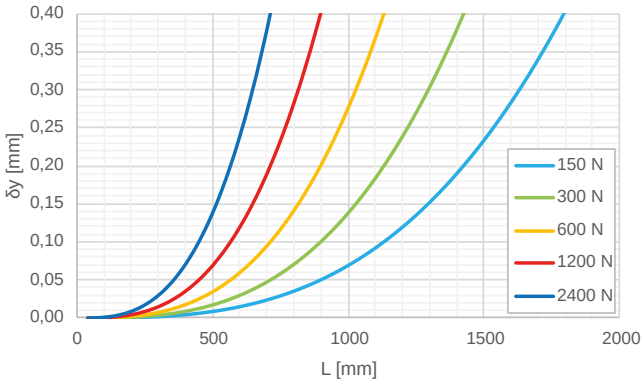

LIMITI STRUTTURALI /STRUTTURAL LIMITS

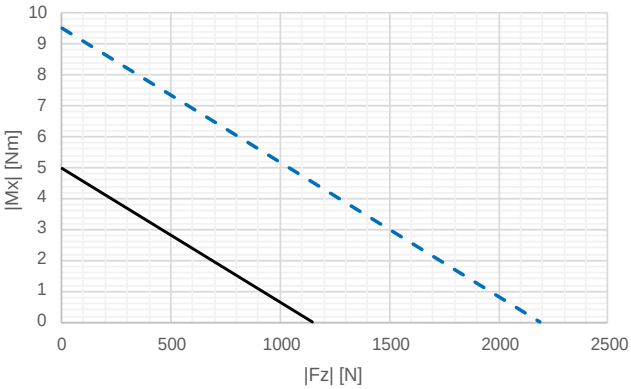

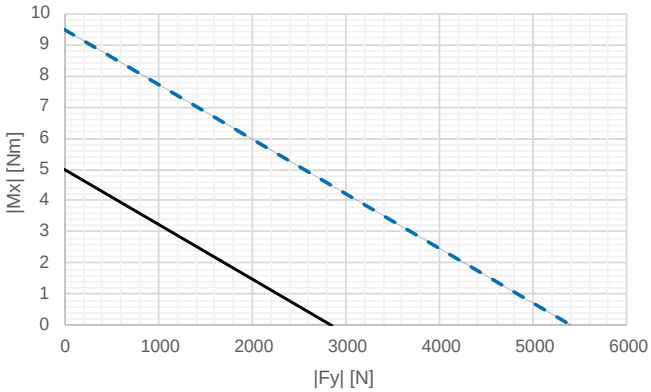

— Limite rottura a fatica: vita stimata superiore ai $10x10^6$ cicli col 99% probabilità. I grafici non possono essere combinati e valgono per: |Mx| <= 0.1 |My| e |Mx| <= 0.1 |Mz|.
Fatigue limit: estimated lifetime higher than $10x10^6$ cycles with 99% probability. Charts cannot be combined and are valid for: |Mx| <=0.1 |My| and |Mx| <=0.1 |Mz|.

--- Arresto d'emergenza max 100 volte nel corso della vita del prodotto.
Emergency stop max 100 times during service life.

Per casi di sollecitazione composta si faccia riferimento all'ufficio tecnico.
In case of combined stress contact our technical department.

MODELLO / MODEL

CLS060LM

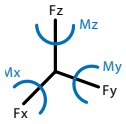

Sono rappresentate le deformazioni massime in condizioni isostatiche, con vincolo rigido e carico all'estremità. La deformazione effettiva dipende dalle condizioni di vincolo e dalla combinazione di carico.

Maximum deflection in an isostatic cantilever loaded condition. Actual strain depends on constraint condition and load combination.

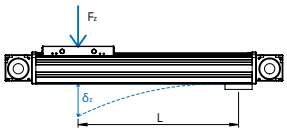

DEFORMAZIONE ELASTICA / ELASTIC DEFORMATION

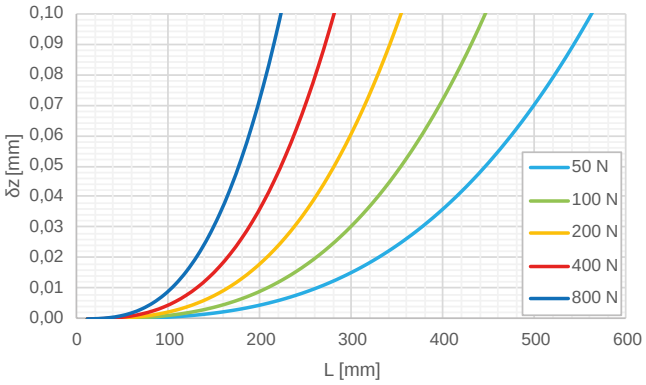

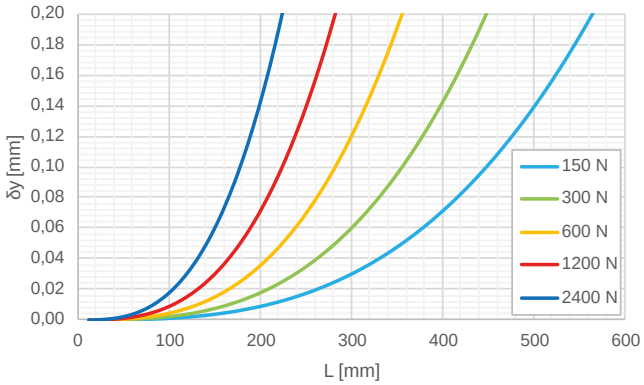

LIMITI STRUTTURALI /STRUCTURAL LIMITS

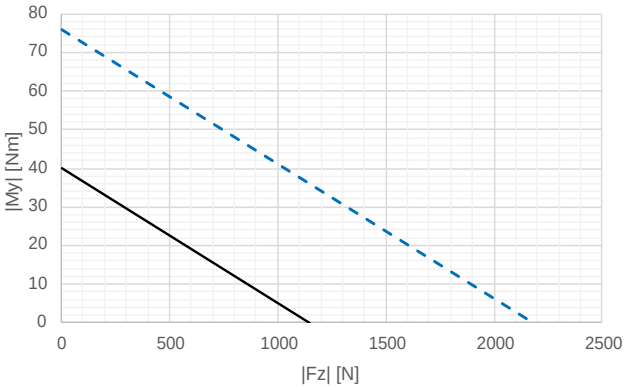

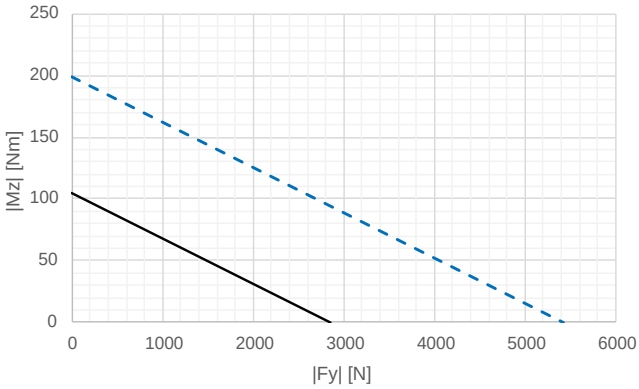

— Limite rottura a fatica: vita stimata superiore ai $10x10^6$ cicli col 99% probabilità. I grafici non possono essere combinati e valgono per: |Mx| <= 0.1 |My| e |Mx| <= 0.1 |Mz|.
Fatigue limit: estimated lifetime higher than $10x10^6$ cycles with 99% probability. Charts cannot be combined and are valid for: |Mx| <=0.1 |My| and |Mx| <=0.1 |Mz|.

--- Arresto d'emergenza max 100 volte nel corso della vita del prodotto.
Emergency stop max 100 times during service life.

Per casi di sollecitazione composta si faccia riferimento all'ufficio tecnico.
In case of combined stress contact our technical department.

MODELLO / MODEL

CLS060LO

INFORMAZIONI TECNICHE / TECHNICAL INFORMATION

Massa base unità (corsa zero) *Unit's base mass (zero stroke)*	[Kg]	4,25
Massa lineare unità *Unit's linear mass*	[Kg/100mm]	0,62
Massa carro *Carriage's mass*	[Kg]	2,15
Velocità massima* *Maximum velocity*	[m/s]	4
Ripetibilità a vuoto *Unloaded repeatability*	[mm]	0,1
Sviluppo puleggia *Pulley's circumference*	[mm/giro]	125
Taglia cinghia *Belt's size*	[-]	25 AT 5
Forza massima di trazione sulla cinghia* *Maximum traction force on belt*	[N]	607
Momento principale d'inerzia Y *Principal moment of inertia Y*	[cm^4]	45
Momento principale d'inerzia Z *Principal moment of inertia Z*	[cm^4]	130

* I valori sono da considerarsi indicativi.
Prestazioni superiori sono possibili e vanno verificate col nostro ufficio tecnico.
Values should be considered as an indication.
Higher performance are possible. Please contact our technical department.



CARICO MASSIMO AMMISSIBILE / MAXIMUM PERMISSIBLE LOAD

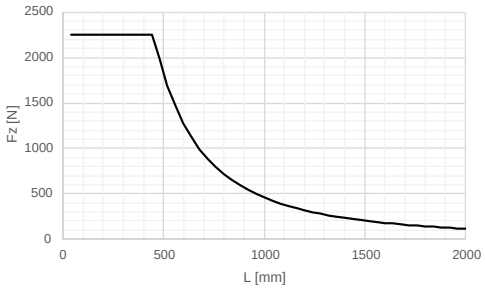

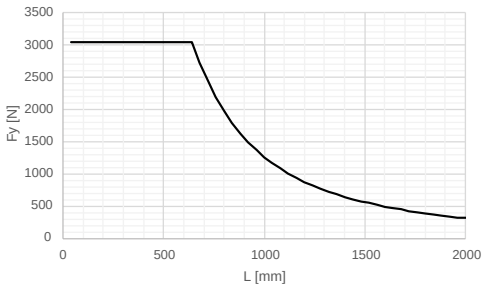

Sono rappresentati i carichi massimi applicabili in condizioni isostatiche, in appoggio, con vincolo torsionale semplice e carico in mezzeria.
Maximum load in isostatic condition centrally loaded.

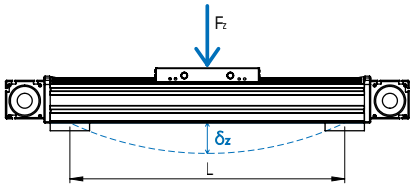

CARICO MASSIMO AMMISSIBILE / MAXIMUM PERMISSIBLE LOAD

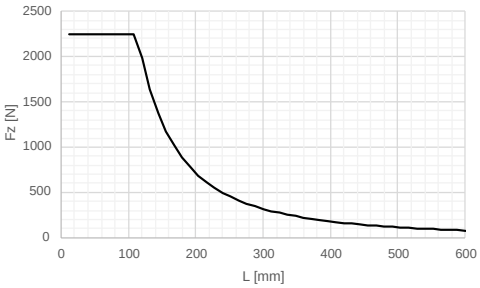

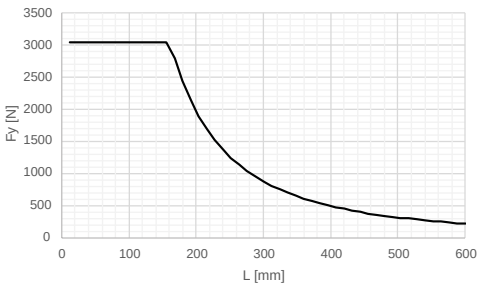

Sono rappresentati i carichi massimi applicabili in condizioni isostatiche, con vincolo rigido e carico all'estremità.
Maximum load in an isostatic cantilever loaded condition.

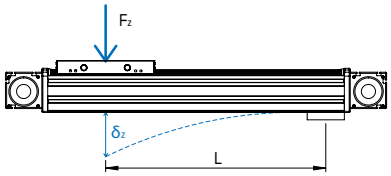

Si raccomanda di non superare i limiti dei grafici per non avere malfunzionamento dell'unità, peggioramento delle prestazioni o eccessiva usura.
We recommend not to exceed the maximum values to avoid lower performance, a reduced reliability and a big wear of the components.

Limiti di carico massimo riferiti a condizioni di carico agenti sul lato superiore del carro. Condizioni di carico applicate sul lato laterale fare riferimento all'ufficio tecnico.
Maximum load limits referred to load conditions acting on the upper side of the carriage. Load conditions applied on the lateral side contact our technical department.

DIMENSIONI / DIMENSIONS

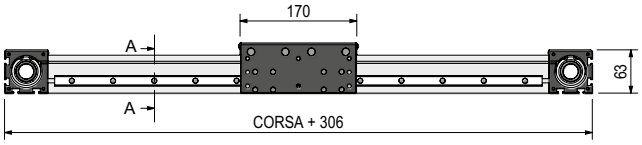

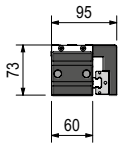

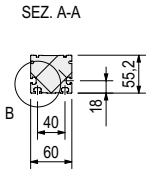

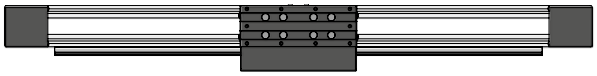

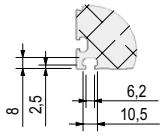

DET. B
SCALA 1 : 5

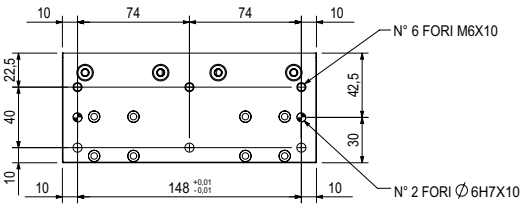

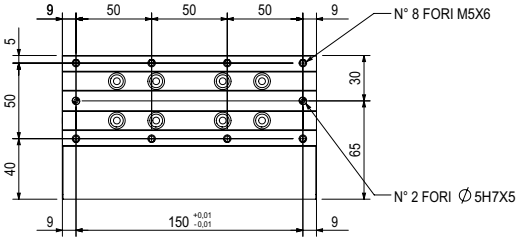

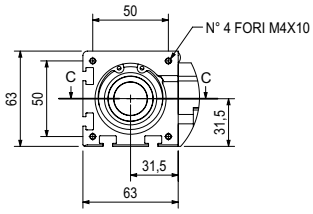

Tipologia interfaccia riduttore (2) (9)
Gearbox interface type
Kit IF20

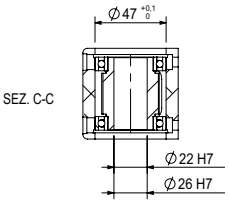

Configurazioni puleggia
Pulley configurations

Accessori ***Accessories***	**Cinghia** ***Belt***	**Vite** ***Ballscrew***	**Cremagliera** ***Rack and pinion***
(1) Riduttore *Gearbox*	x	x	x
(2) Kit assiale *Axial kit*	x	x	x
(3) Calettatore *Keyless Locking Device*	x		x
(4) Albero di torsione *Torsion shaft*	x		x
(5) Carro aggiuntivo *Additional carriage*	x		x
(6) Giunto elastico *Elastic coupling*	x		
(7) Freno stazionamento *Standing brake*	x		
(8) Elemento fissaggio/tassello *Fastening/plug*	x	x	x
(9) Kit rinvio *Transfer box*	x	x	
(10) Supporto sensore/Camma *Sensor bracket/Cam*	x	x	x

Le Unità Damo sono disponibili con una vasta gamma di accessori e optional specifici concepiti per facilitare la realizzazione e installazione di sistemi monoasse e multiasse.

All Units are available with a wide range of accessories and specific options designed to simplify the construction and installation of single-axis and multi-axis systems.

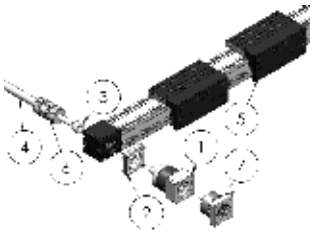

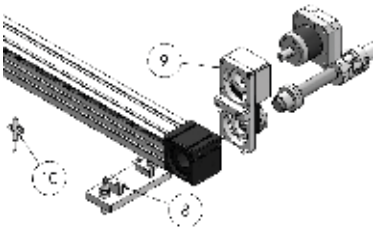

L'ufficio tecnico è a disposizione per la valutazione di applicazioni speciali e per analisi approfondite.
The technical department is available for the evaluation of special applications and for detailed analysis.

MODELLO / MODEL

CLS060L0

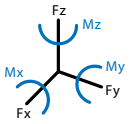

Sono rappresentate le deformazioni massime in condizioni isostatiche, in appoggio, con vincolo torsionale semplice e carico in mezzeria. La deformazione effettiva dipende dalle condizioni di vincolo e dalla combinazione di carico.

Maximum deflection in isostatic condition centrally loaded. Actual strain depends on constraint condition and load combination.

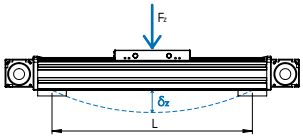

DEFORMAZIONE ELASTICA / ELASTIC DEFORMATION

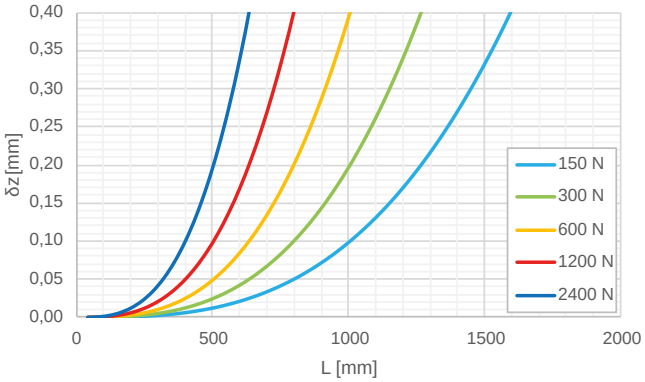

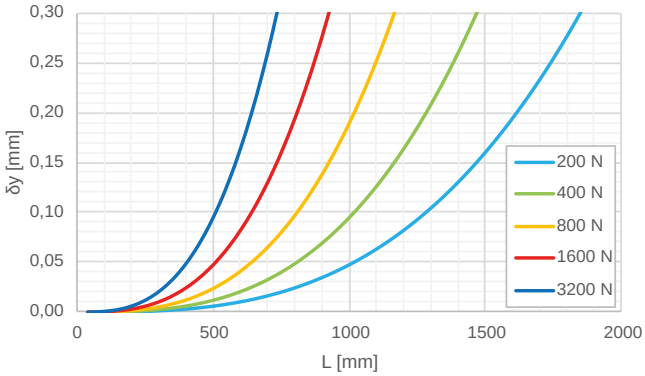

LIMITI STRUTTURALI /STRUTTURAL LIMITS

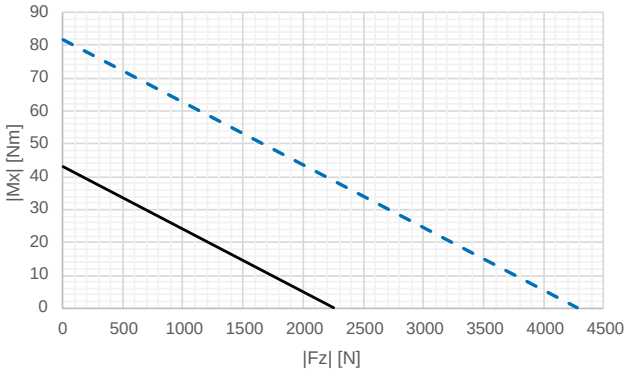

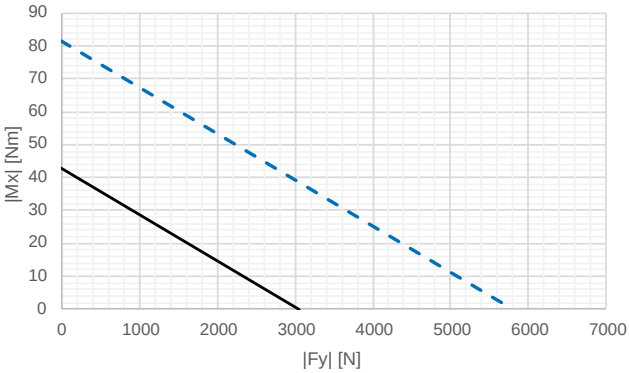

— Limite rottura a fatica: vita stimata superiore ai $10x10^6$ cicli col 99% probabilità. I grafici non possono essere combinati e valgono per: |Mx| <= 0.1 |My| e |Mx| <= 0.1 |Mz|.
Fatigue limit: estimated lifetime higher than $10x10^6$ cycles with 99% probability. Charts cannot be combined and are valid for: |Mx| <=0.1 |My| and |Mx| <=0.1 |Mz|.

--- Arresto d'emergenza max 100 volte nel corso della vita del prodotto.
Emergency stop max 100 times during service life.

Limiti strutturali riferiti a condizioni di carico agenti sul lato superiore del carro. Condizioni di carico applicate sul lato laterale fare riferimento all'ufficio tecnico.
Structural limits referred to load conditions acting on the upper side of the carriage. Load conditions applied on the lateral side contact our technical department.

Per casi di sollecitazione composta si faccia riferimento all'ufficio tecnico.
In case of combined stress contact our technical department.

MODELLO / MODEL

CLS060L0

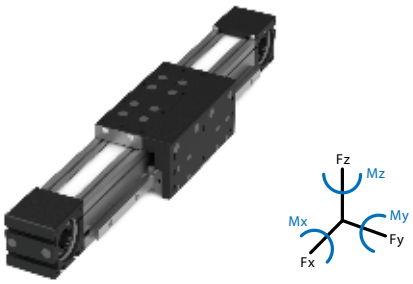

Sono rappresentate le deformazioni massime in condizioni isostatiche, con vincolo rigido e carico all'estremità. La deformazione effettiva dipende dalle condizioni di vincolo e dalla combinazione di carico.

Maximum deflection in an isostatic cantilever loaded condition. Actual strain depends on constraint condition and load combination.

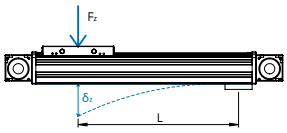

DEFORMAZIONE ELASTICA / ELASTIC DEFORMATION

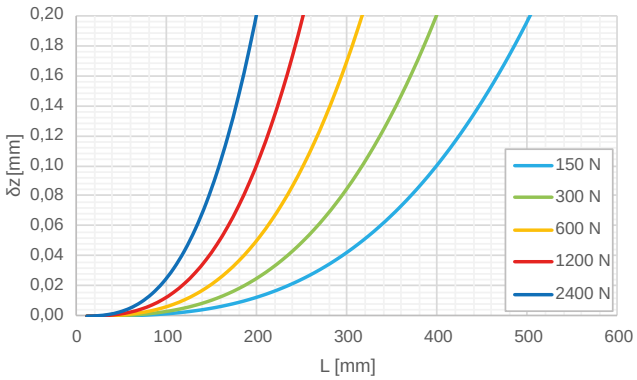

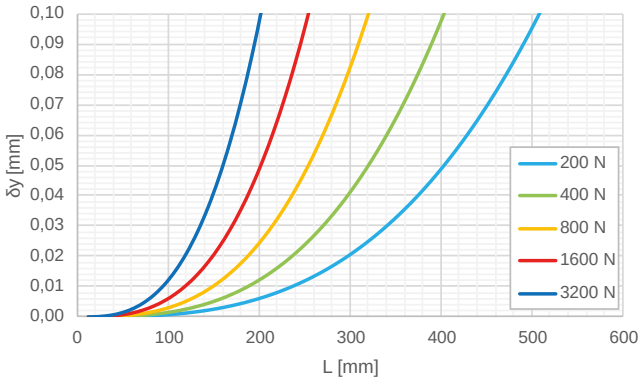

LIMITI STRUTTURALI /STRUCTURAL LIMITS

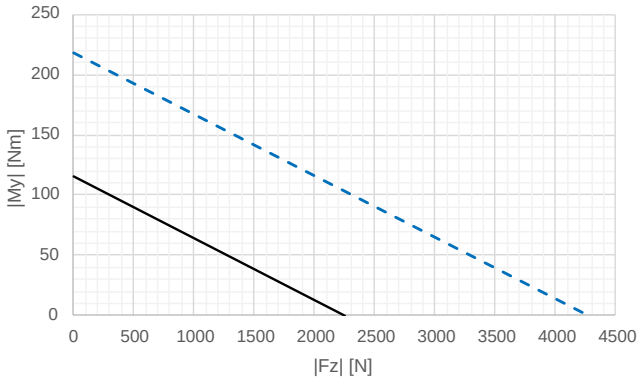

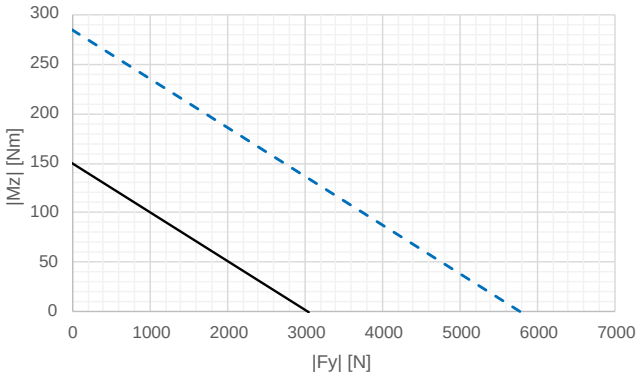

— Limite rottura a fatica: vita stimata superiore ai $10x10^6$ cicli col 99% probabilità. I grafici non possono essere combinati e valgono per: |Mx| <= 0.1 |My| e |Mx| <= 0.1 |Mz|.
Fatigue limit: estimated lifetime higher than $10x10^6$ cycles with 99% probability. Charts cannot be combined and are valid for: |Mx| <=0.1 |My| and |Mx| <=0.1 |Mz|.

--- Arresto d'emergenza max 100 volte nel corso della vita del prodotto.
Emergency stop max 100 times during service life.

Limiti strutturali riferiti a condizioni di carico agenti sul lato superiore del carro. Condizioni di carico applicate sul lato laterale fare riferimento all'ufficio tecnico.
Structural limits referred to load conditions acting on the upper side of the carriage. Load conditions applied on the lateral side contact our technical department.

Per casi di sollecitazione composta si faccia riferimento all'ufficio tecnico.
In case of combined stress contact our technical department.

CODIFICA UNITÀ LINEARI
TYPE CODES

CLS	090	CM	00800	-	XXX	-	XXX	-	XX

TIPO UNITÀ / MODEL

CLS	Unità lineare a cinghia dentata *Belt driven linear unit*

TAGLIA / SIZE

090	Profilo larghezza 90 mm *Profile width 90 mm*

TIPOLOGIA CARRO / CARRIAGE TYPE

CM	Carro corto monoguida *Short carriage with single guide rail*
LM	Carro lungo monoguida *Long carriage with single guide rail*
XM	Carro extra lungo monoguida *Extra long carriage with single guide rail*
CO	Carro corto biguida ortogonale *Short carriage with orthogonal dual guide rail*
LO	Carro lungo biguida ortogonale *Long carriage with orthogonal dual guide rail*

CORSA UTILE UNITÀ (mm) / EFFECTIVE STROKE (mm)

TESTATA SINISTRA (vedi versione testata) / LEFT HEAD (view head version)

TESTATA DESTRA (vedi versione testata) / RIGHT HEAD (view head version)

TIPOLOGIA CONFIGURAZIONE / CONFIGURATION TYPE

A	Configurazione standard *Standard configuration*
C	Configurazione personalizzata *Custom configuration*

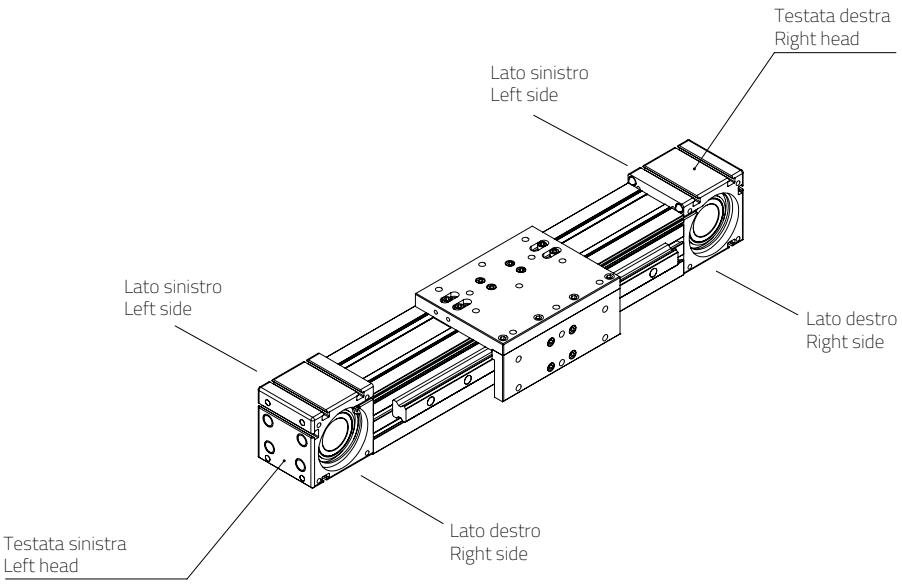

VERSIONE TESTATA / HEAD VERSION

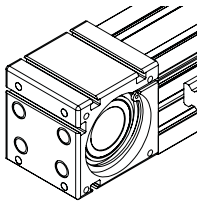

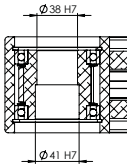

D41

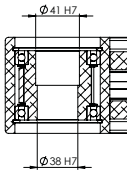

S41

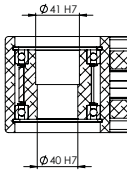

D40

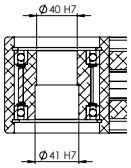

S40

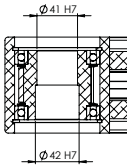

D42

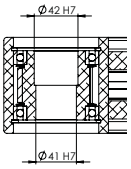

S42

TESTATA SINISTRA / LEFT HEAD

D41	Testata sinistra con foro Ø 41 mm a destra e Ø 38 mm a sinistra *Left head with hole Ø 41 mm on the right and Ø 38 mm on the left*
S41	Testata sinistra con foro Ø 41 mm a sinistra e Ø 38 mm a destra *Left head with hole Ø 41 mm on the left and Ø 38 mm on the right*
D40	Testata sinistra con foro Ø 40 mm a destra e Ø 41 mm a sinistra *Left head with hole Ø 40 mm on the right and Ø 41 mm on the left*
S40	Testata sinistra con foro Ø 40 mm a sinistra e Ø 41 mm a destra *Left head with hole Ø 40 mm on the left and Ø 41 mm on the right*
D42	Testata sinistra con foro Ø 42 mm a destra e Ø 41 mm a sinistra *Left head with hole Ø 42 mm on the right and Ø 41 mm on the left*
S42	Testata sinistra con foro Ø 42 mm a sinistra e Ø 41 mm a destra *Left head with hole Ø 42 mm on the left and Ø 41 mm on the right*

D41

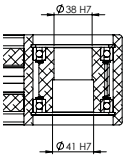

S41

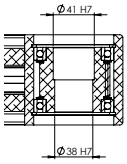

D40

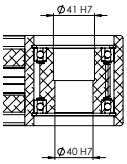

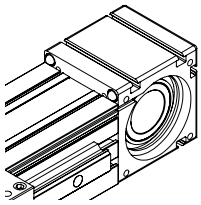

S40

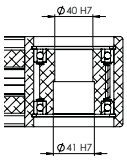

D42

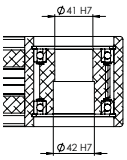

S42

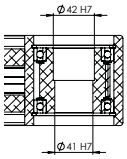

TESTATA DESTRA / RIGHT HEAD

D41	Testata destra con foro Ø 41 mm a destra e Ø 38 mm a sinistra *Right head with hole Ø41mm on the right and Ø38 mm on the left*
S41	Testata destra con foro Ø 41 mm a sinistra e Ø 38 mm a destra *Right head with hole Ø 41 mm on the left and Ø38 mm on the right*
D40	Testata destra con foro Ø 40 mm a destra e Ø 41 mm a sinistra *Right head with hole Ø 40 mm on the right and Ø 41 mm on the left*
S40	Testata destra con foro Ø 40 mm a sinistra e Ø 41 mm a destra *Right head with hole Ø 40 mm on the left and Ø 41 mm on the right*
D42	Testata destra con foro Ø 42 mm a destra e Ø 41 mm a sinistra *Right head with hole Ø 42 mm on the right and Ø 41 mm on the left*
S42	Testata destra con foro Ø 42 mm a sinistra e Ø 41 mm a destra *Right head with hole Ø 42 mm on the left and Ø 41 mm on the right*

MODELLO / MODEL

CLS090CM

INFORMAZIONI TECNICHE / TECHNICAL INFORMATION

Massa base unità (corsa zero) *Unit's base mass (zero stroke)*	[Kg]	7,3
Massa lineare unità *Unit's linear mass*	[Kg/100mm]	1,03
Massa carro *Carriage's mass*	[Kg]	1,2
Velocità massima* *Maximum velocity*	[m/s]	4
Ripetibilità a vuoto *Unloaded repeatability*	[mm]	0,1
Sviluppo puleggia *Pulley's circumference*	[mm/giro]	220
Taglia cinghia *Belt's size*	[-]	32 AT 10
Forza massima di trazione sulla cinghia* *Maximum traction force on belt*	[N]	1740
Momento principale d'inerzia Y *Principal moment of inertia Y*	[cm^4]	203
Momento principale d'inerzia Z *Principal moment of inertia Z*	[cm^4]	278

* I valori sono da considerarsi indicativi.
Prestazioni superiori sono possibili e vanno verificate col nostro ufficio tecnico.
Values should be considered as an indication.
Higher performance are possible. Please contact our technical department.



CARICO MASSIMO AMMISSIBILE / MAXIMUM PERMISSIBLE LOAD

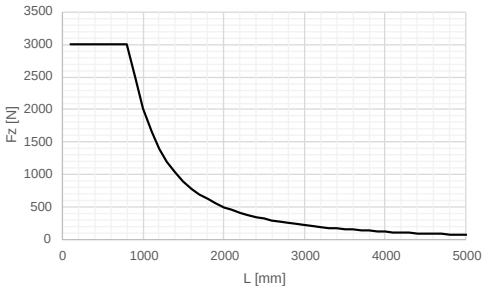

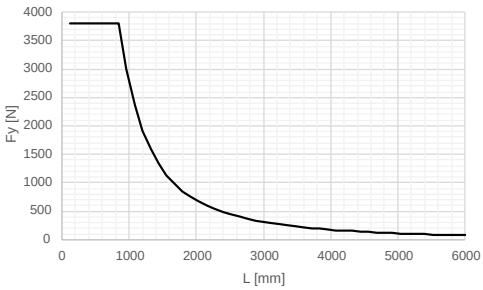

Sono rappresentati i carichi massimi applicabili in condizioni isostatiche, in appoggio, con vincolo torsionale semplice e carico in mezzeria.
Maximum load in isostatic condition centrally loaded.

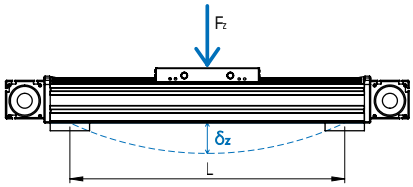

CARICO MASSIMO AMMISSIBILE / MAXIMUM PERMISSIBLE LOAD

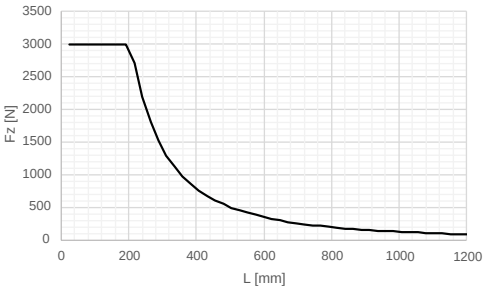

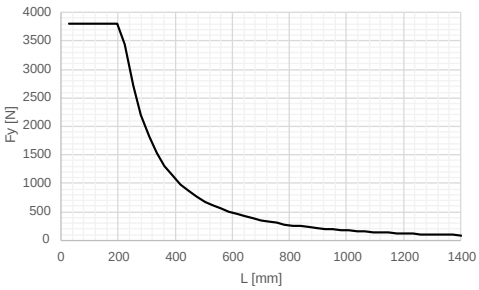

Sono rappresentati i carichi massimi applicabili in condizioni isostatiche, con vincolo rigido e carico all'estremità.
Maximum load in an isostatic cantilever loaded condition.

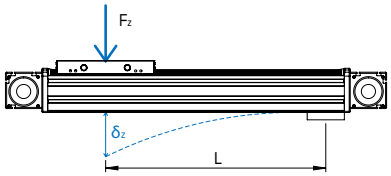

Si raccomanda di non superare i limiti dei grafici per non avere malfunzionamento dell'unità, peggioramento delle prestazioni o eccessiva usura.
We recommend not to exceed the maximum values to avoid lower performance, a reduced reliability and a big wear of the components.

DIMENSIONI / DIMENSIONS

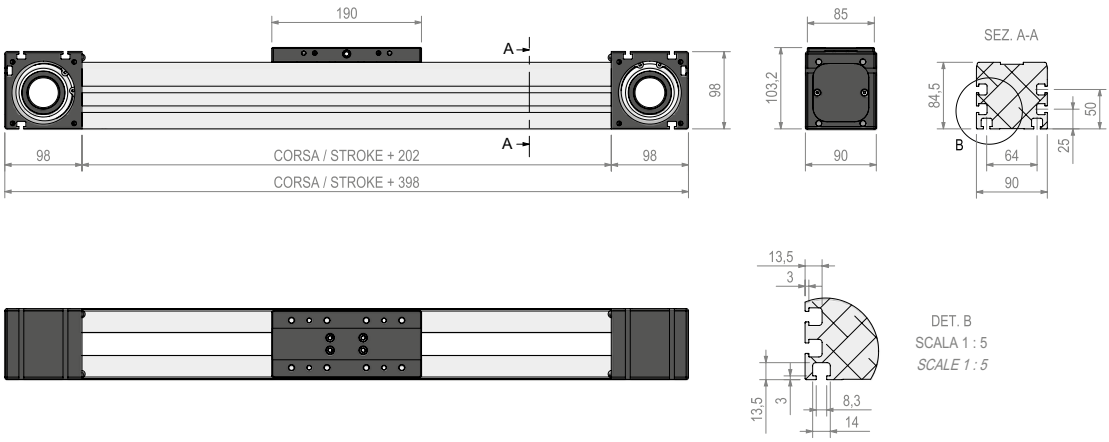

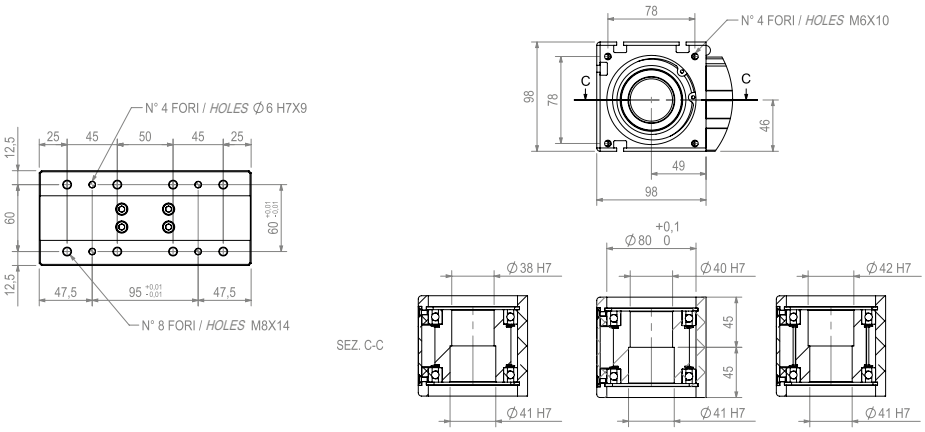

Tipologia interfaccia riduttore (2) (9)
Gearbox interface type
Kit IF30

Configurazioni puleggia
Pulley configurations

Accessori ***Accessories***	**Cinghia** ***Belt***	**Vite** ***Ballscrew***	**Cremagliera** ***Rack and pinion***
(1) Riduttore *Gearbox*	x	x	x
(2) Kit assiale *Axial kit*	x	x	x
(3) Calettatore *Keyless Locking Device*	x		x
(4) Albero di torsione *Torsion shaft*	x		x
(5) Carro aggiuntivo *Additional carriage*	x		x
(6) Giunto elastico *Elastic coupling*	x		
(7) Freno stazionamento *Standing brake*	x		
(8) Elemento fissaggio/tassello *Fastening/plug*	x	x	x
(9) Kit rinvio *Transfer box*	x	x	
(10) Supporto sensore/Camma *Sensor bracket/Cam*	x	x	x

Le Unità Damo sono disponibili con una vasta gamma di accessori e optional specifici concepiti per facilitare la realizzazione e installazione di sistemi monoasse e multiasse.

All Units are available with a wide range of accessories and specific options designed to simplify the construction and installation of single-axis and multi-axis systems.

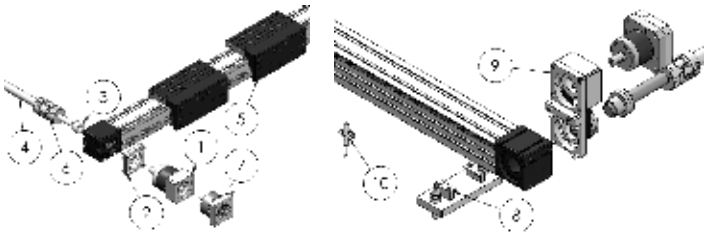

L'ufficio tecnico è a disposizione per la valutazione di applicazioni speciali e per analisi approfondite.
The technical department is available for the evaluation of special applications and for detailed analysis.

MODELLO / MODEL

CLS090CM

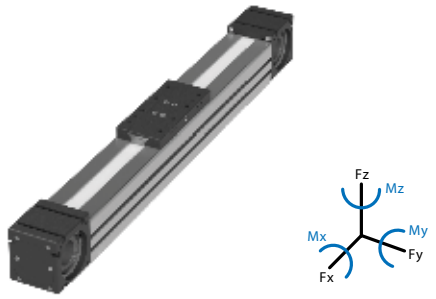

Sono rappresentate le deformazioni massime in condizioni isostatiche, in appoggio, con vincolo torsionale semplice e carico in mezzeria. La deformazione effettiva dipende dalle condizioni di vincolo e dalla combinazione di carico.

Maximum deflection in isostatic condition centrally loaded. Actual strain depends on constraint condition and load combination.

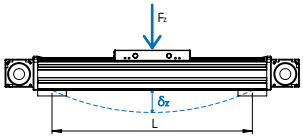

DEFORMAZIONE ELASTICA / ELASTIC DEFORMATION

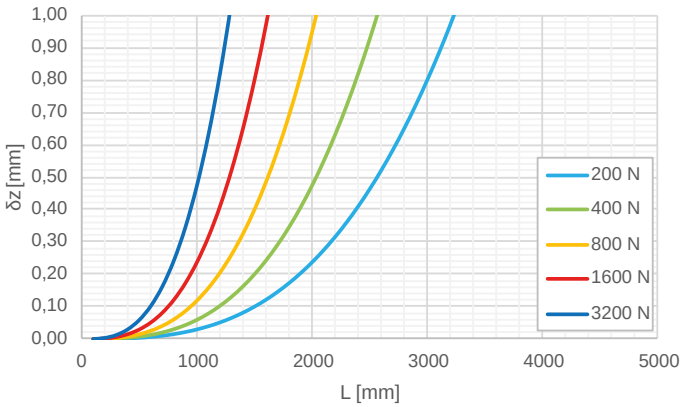

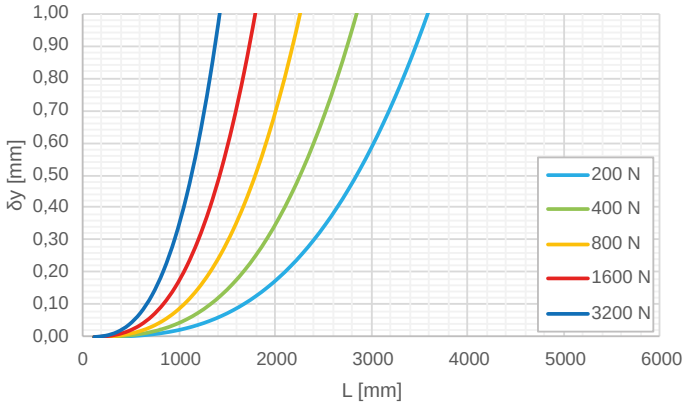

LIMITI STRUTTURALI /STRUTTURAL LIMITS

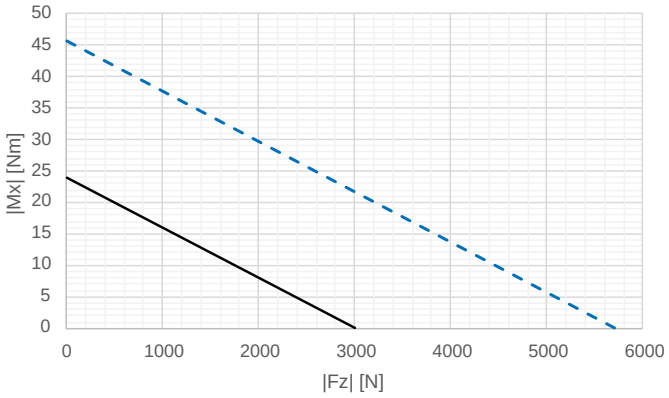

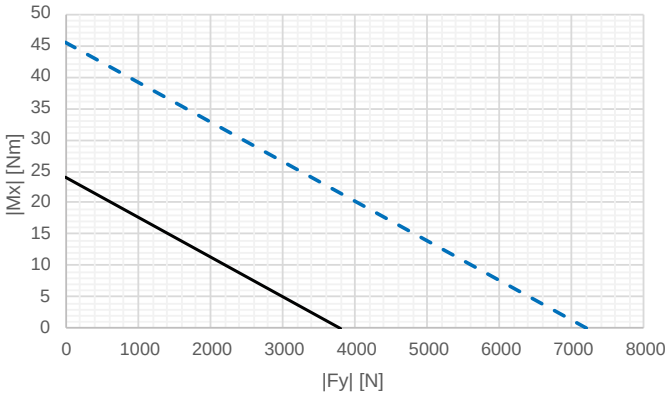

— Limite rottura a fatica: vita stimata superiore ai $10x10^6$ cicli col 99% probabilità. I grafici non possono essere combinati e valgono per: |Mx| <= 0.1 |My| e |Mx| <= 0.1 |Mz|.
Fatigue limit: estimated lifetime higher than $10x10^6$ cycles with 99% probability. Charts cannot be combined and are valid for: |Mx| <=0.1 |My| and |Mx| <=0.1 |Mz|.

--- Arresto d'emergenza max 100 volte nel corso della vita del prodotto.
Emergency stop max 100 times during service life.

Per casi di sollecitazione composta si faccia riferimento all'ufficio tecnico.
In case of combined stress contact our technical department.

MODELLO / MODEL

CLS090CM

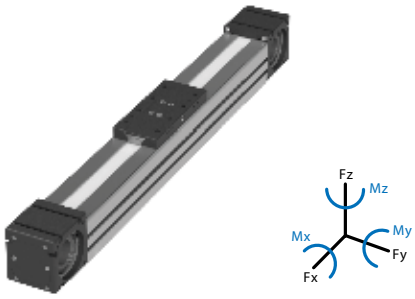

Sono rappresentate le deformazioni massime in condizioni isostatiche, con vincolo rigido e carico all'estremità. La deformazione effettiva dipende dalle condizioni di vincolo e dalla combinazione di carico.

Maximum deflection in an isostatic cantilever loaded condition. Actual strain depends on constraint condition and load combination.

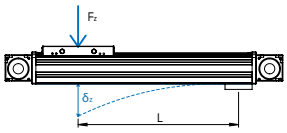

DEFORMAZIONE ELASTICA / ELASTIC DEFORMATION

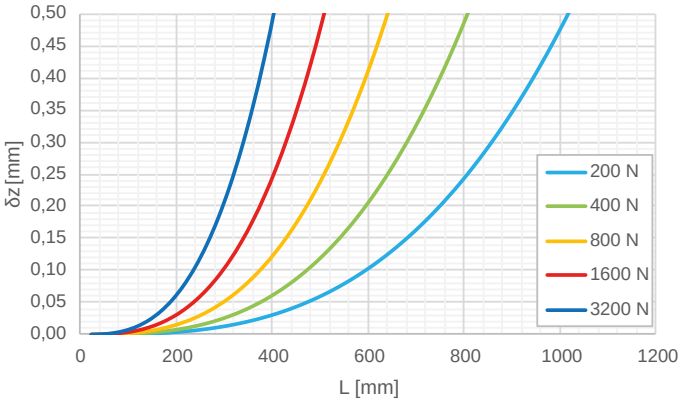

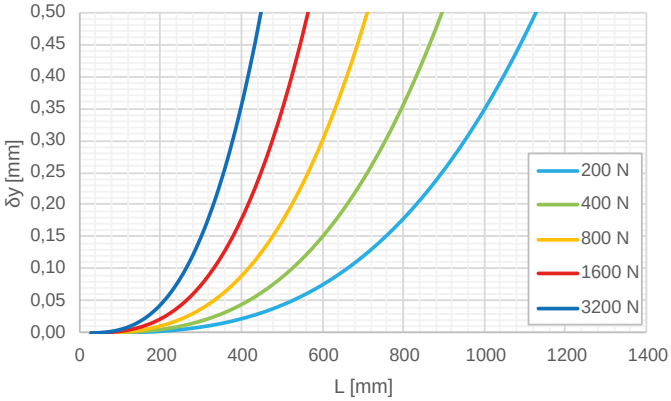

LIMITI STRUTTURALI /STRUTTURAL LIMITS

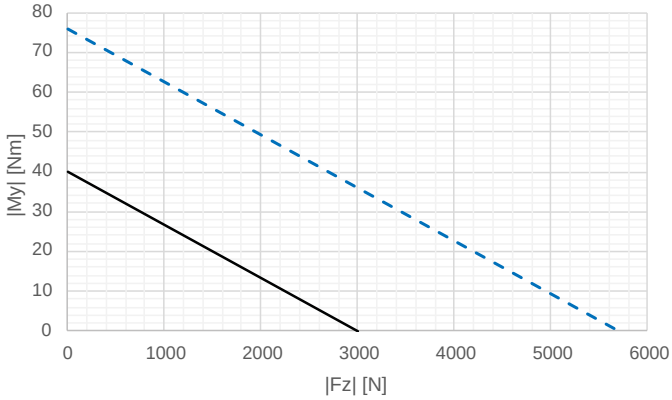

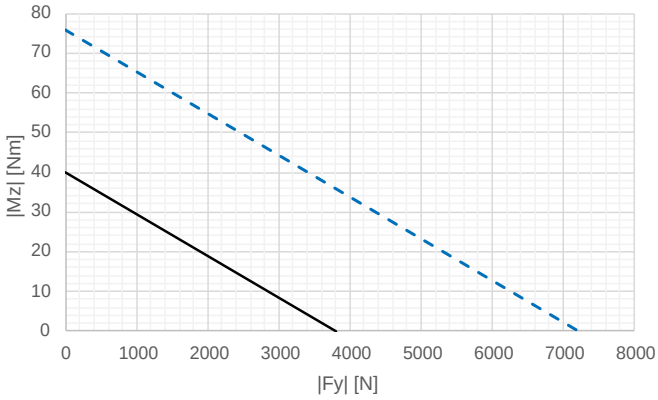

— Limite rottura a fatica: vita stimata superiore ai $10x10^6$ cicli col 99% probabilità. I grafici non possono essere combinati e valgono per: |Mx| <= 0.1 |My| e |Mx| <= 0.1 |Mz|.
Fatigue limit: estimated lifetime higher than $10x10^6$ cycles with 99% probability. Charts cannot be combined and are valid for: |Mx| <=0.1 |My| and |Mx| <=0.1 |Mz|.

--- Arresto d'emergenza max 100 volte nel corso della vita del prodotto.
Emergency stop max 100 times during service life.

Per casi di sollecitazione composta si faccia riferimento all'ufficio tecnico.
In case of combined stress contact our technical department.

MODELLO / MODEL

CLS090LM

INFORMAZIONI TECNICHE / TECHNICAL INFORMATION

Massa base unità (corsa zero) *Unit's base mass (zero stroke)*	[Kg]	8,5
Massa lineare unità *Unit's linear mass*	[Kg/100mm]	1,03
Massa carro *Carriage's mass*	[Kg]	1,95
Velocità massima* *Maximum velocity*	[m/s]	4
Ripetibilità a vuoto *Unloaded repeatability*	[mm]	0,1
Sviluppo puleggia *Pulley's circumference*	[mm/giro]	220
Taglia cinghia *Belt's size*	[-]	32 AT 10
Forza massima di trazione sulla cinghia* *Maximum traction force on belt*	[N]	1740
Momento principale d'inerzia Y *Principal moment of inertia Y*	[cm^4]	203
Momento principale d'inerzia Z *Principal moment of inertia Z*	[cm^4]	278

* I valori sono da considerarsi indicativi.
Prestazioni superiori sono possibili e vanno verificate col nostro ufficio tecnico.
Values should be considered as an indication.
Higher performance are possible. Please contact our technical department.

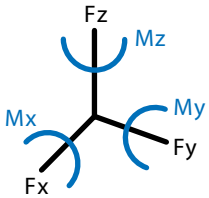

CARICO MASSIMO AMMISSIBILE / MAXIMUM PERMISSIBLE LOAD

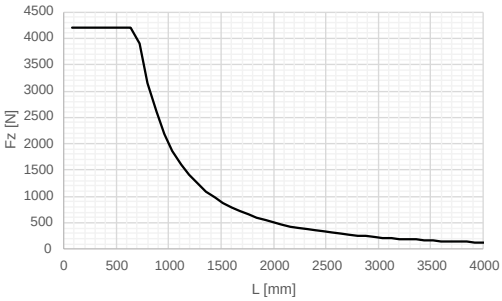

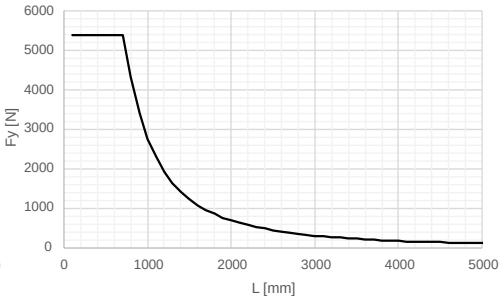

Sono rappresentati i carichi massimi applicabili in condizioni isostatiche, in appoggio, con vincolo torsionale semplice e carico in mezzeria.

Maximum load in isostatic condition centrally loaded.

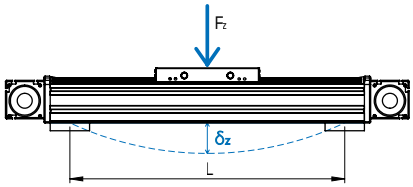

CARICO MASSIMO AMMISSIBILE / MAXIMUM PERMISSIBLE LOAD

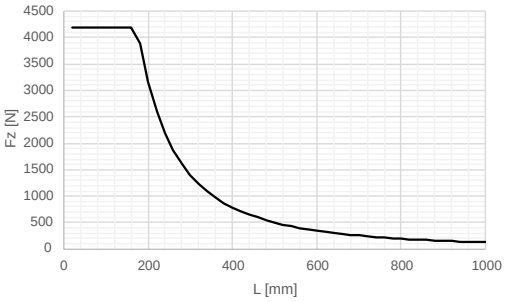

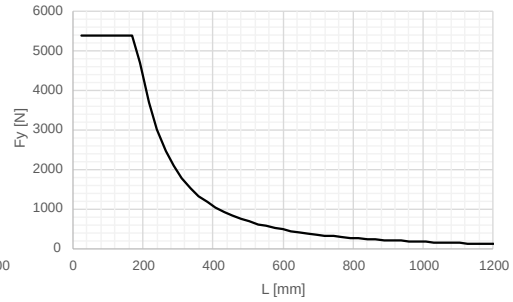

Sono rappresentati i carichi massimi applicabili in condizioni isostatiche, con vincolo rigido e carico all'estremità.

Maximum load in an isostatic cantilever loaded condition.

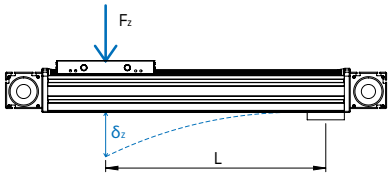

Si raccomanda di non superare i limiti dei grafici per non avere malfunzionamento dell'unità, peggioramento delle prestazioni o eccessiva usura.
We recommend not to exceed the maximum values to avoid lower performance, a reduced reliability and a big wear of the components.

DIMENSIONI / DIMENSIONS

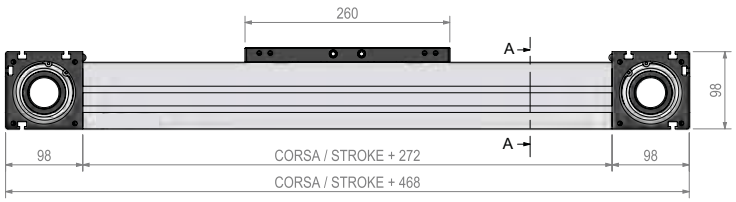

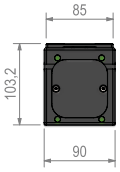

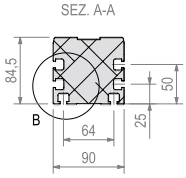



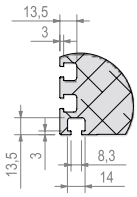

DET. B
SCALA 1 : 5
SCALE 1 : 5

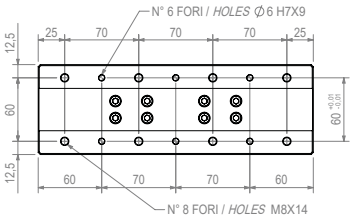

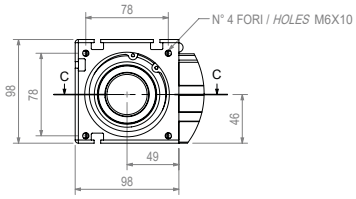

Tipologia interfaccia riduttore (2) (9)
Gearbox interface type
Kit IF30

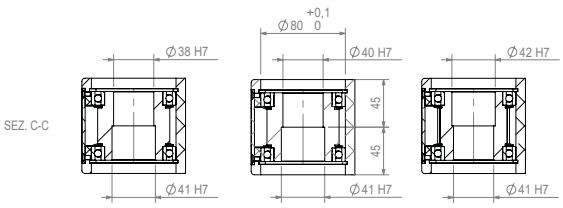

Configurazioni puleggia
Pulley configurations

	Accessori ***Accessories***	**Cinghia** ***Belt***	**Vite** ***Ballscrew***	**Cremagliera** ***Rack and pinion***
(1)	Riduttore *Gearbox*	x	x	x
(2)	Kit assiale *Axial kit*	x	x	x
(3)	Calettatore *Keyless Locking Device*	x		x
(4)	Albero di torsione *Torsion shaft*	x		x
(5)	Carro aggiuntivo *Additional carriage*	x		x
(6)	Giunto elastico *Elastic coupling*	x		
(7)	Freno stazionamento *Standing brake*	x		
(8)	Elemento fissaggio/tassello *Fastening/plug*	x	x	x
(9)	Kit rinvio *Transfer box*	x	x	
(10)	Supporto sensore/Camma *Sensor bracket/Cam*	x	x	x

Le Unità Damo sono disponibili con una vasta gamma di accessori e optional specifici concepiti per facilitare la realizzazione e installazione di sistemi monoasse e multiasse.

All Units are available with a wide range of accessories and specific options designed to simplify the construction and installation of single-axis and multi-axis systems.

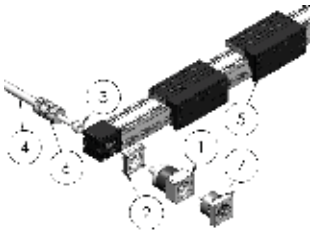

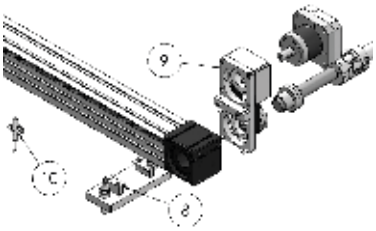

L'ufficio tecnico è a disposizione per la valutazione di applicazioni speciali e per analisi approfondite.
The technical department is available for the evaluation of special applications and for detailed analysis.

MODELLO / MODEL

CLS090LM

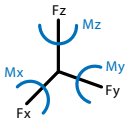

Sono rappresentate le deformazioni massime in condizioni isostatiche, in appoggio, con vincolo torsionale semplice e carico in mezzeria. La deformazione effettiva dipende dalle condizioni di vincolo e dalla combinazione di carico.

Maximum deflection in isostatic condition centrally loaded. Actual strain depends on constraint condition and load combination.

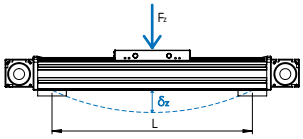

DEFORMAZIONE ELASTICA / ELASTIC DEFORMATION

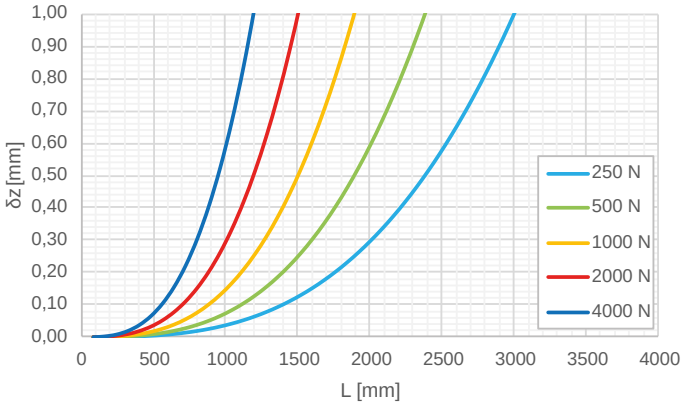

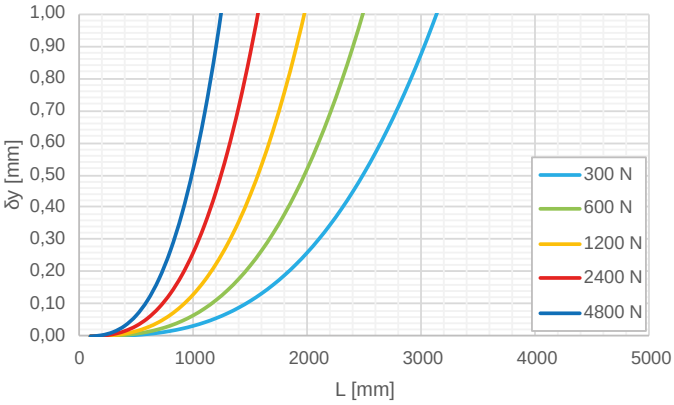

LIMITI STRUTTURALI /STRUCTURAL LIMITS

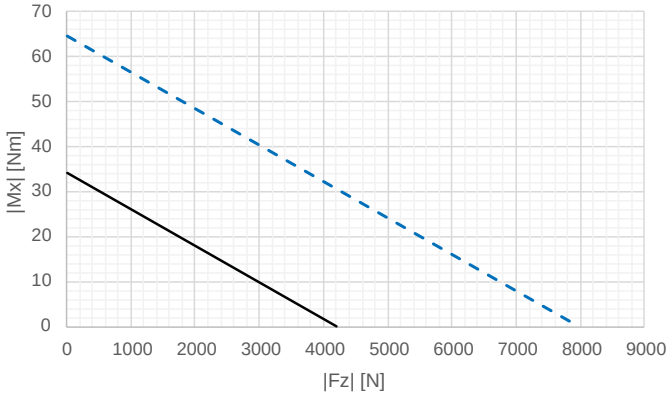

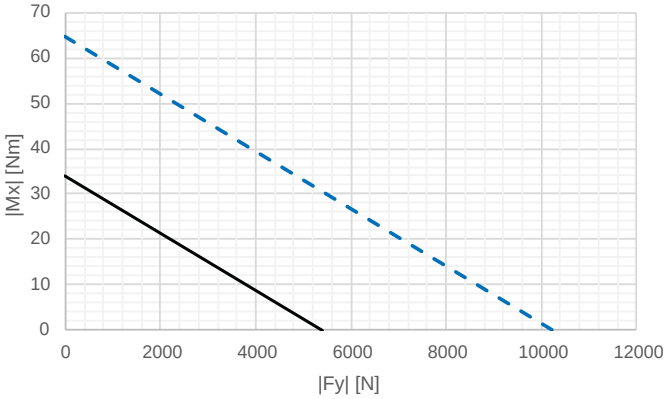

— Limite rottura a fatica: vita stimata superiore ai $10x10^6$ cicli col 99% probabilità. I grafici non possono essere combinati e valgono per: |Mx| <= 0.1 |My| e |Mx| <= 0.1 |Mz|.
Fatigue limit: estimated lifetime higher than $10x10^6$ cycles with 99% probability. Charts cannot be combined and are valid for: |Mx| <=0.1 |My| and |Mx| <=0.1 |Mz|.

--- Arresto d'emergenza max 100 volte nel corso della vita del prodotto.
Emergency stop max 100 times during service life.

Per casi di sollecitazione composta si faccia riferimento all'ufficio tecnico.
In case of combined stress contact our technical department.

MODELLO / MODEL

CLS090LM

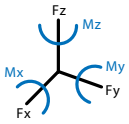

Sono rappresentate le deformazioni massime in condizioni isostatiche, con vincolo rigido e carico all'estremità. La deformazione effettiva dipende dalle condizioni di vincolo e dalla combinazione di carico.

Maximum deflection in an isostatic cantilever loaded condition. Actual strain depends on constraint condition and load combination.

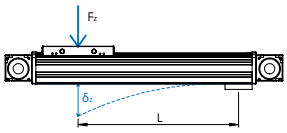

DEFORMAZIONE ELASTICA / ELASTIC DEFORMATION

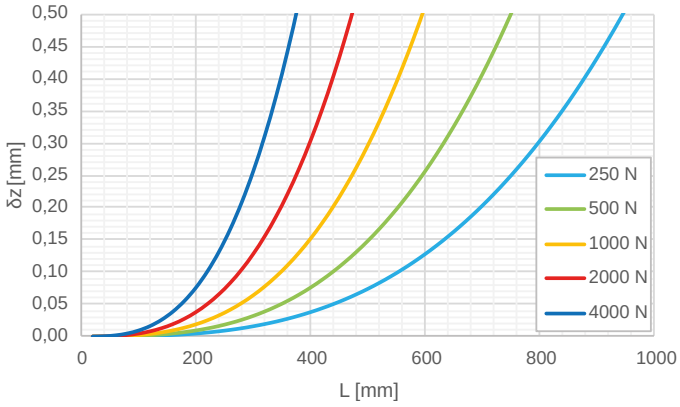

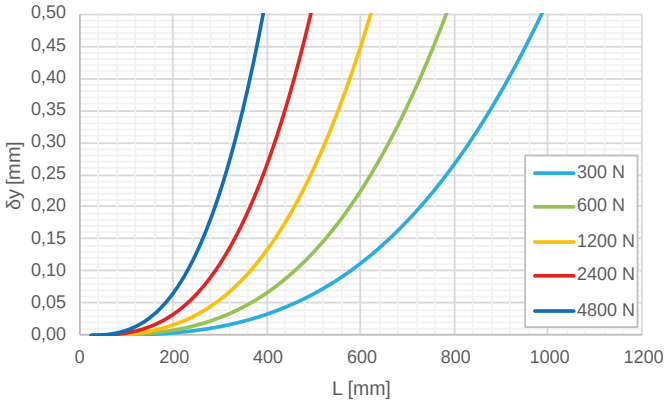

LIMITI STRUTTURALI /STRUCTURAL LIMITS

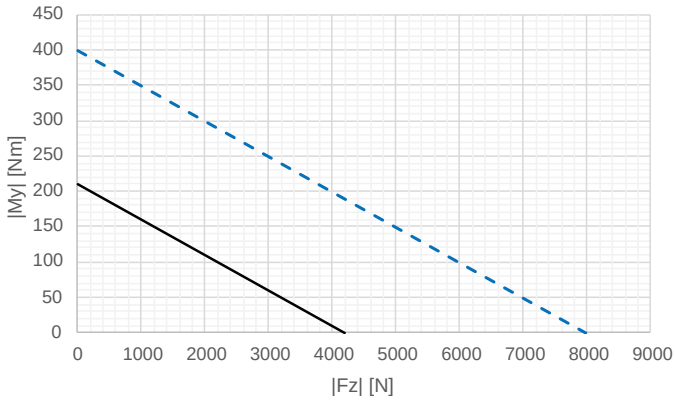

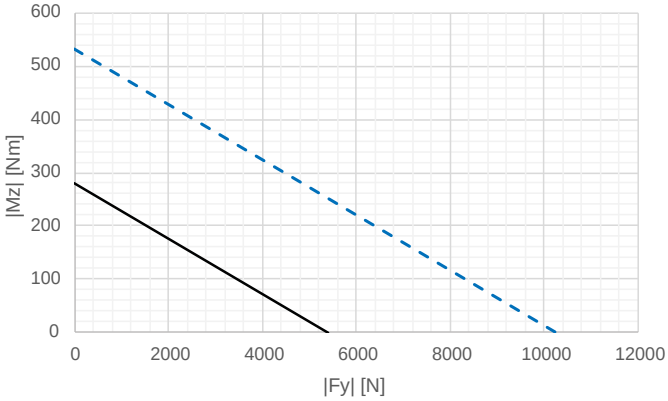

— Limite rottura a fatica: vita stimata superiore ai $10x10^6$ cicli col 99% probabilità. I grafici non possono essere combinati e valgono per: |Mx| <= 0.1 |My| e |Mx| <= 0.1 |Mz|.
Fatigue limit: estimated lifetime higher than $10x10^6$ cycles with 99% probability. Charts cannot be combined and are valid for: |Mx| <=0.1 |My| and |Mx| <=0.1 |Mz|.

--- Arresto d'emergenza max 100 volte nel corso della vita del prodotto.
Emergency stop max 100 times during service life.

Per casi di sollecitazione composta si faccia riferimento all'ufficio tecnico.
In case of combined stress contact our technical department.

MODELLO / MODEL

CLS090XM

INFORMAZIONI TECNICHE / TECHNICAL INFORMATION

Massa base unità (corsa zero) *Unit's base mass (zero stroke)*	[Kg]	11,7
Massa lineare unità *Unit's linear mass*	[Kg/100mm]	1,03
Massa carro *Carriage's mass*	[Kg]	2,55
Velocità massima* *Maximum velocity*	[m/s]	4
Ripetibilità a vuoto *Unloaded repeatability*	[mm]	0,1
Sviluppo puleggia *Pulley's circumference*	[mm/giro]	220
Taglia cinghia *Belt's size*	[-]	32 AT 10
Forza massima di trazione sulla cinghia* *Maximum traction force on belt*	[N]	1740
Momento principale d'inerzia Y *Principal moment of inertia Y*	[cm^4]	203
Momento principale d'inerzia Z *Principal moment of inertia Z*	[cm^4]	278

* I valori sono da considerarsi indicativi.
Prestazioni superiori sono possibili e vanno verificate col nostro ufficio tecnico.
Values should be considered as an indication.
Higher performance are possible. Please contact our technical department.

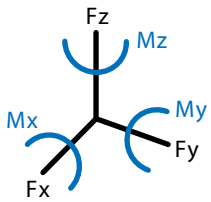

CARICO MASSIMO AMMISSIBILE / MAXIMUM PERMISSIBLE LOAD

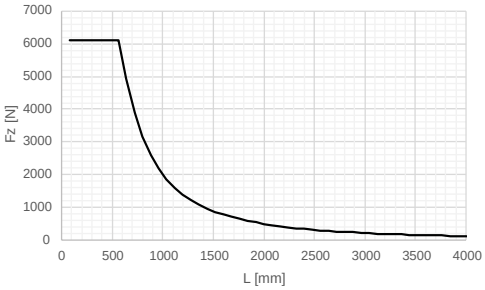

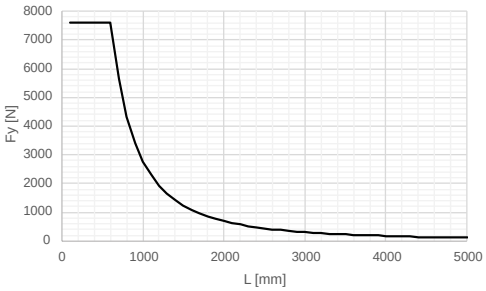

Sono rappresentati i carichi massimi applicabili in condizioni isostatiche, in appoggio, con vincolo torsionale semplice e carico in mezzeria.

Maximum load in isostatic condition centrally loaded.

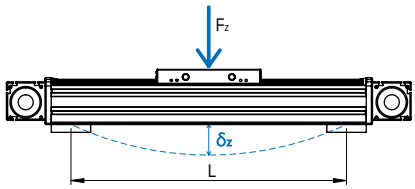

CARICO MASSIMO AMMISSIBILE / MAXIMUM PERMISSIBLE LOAD

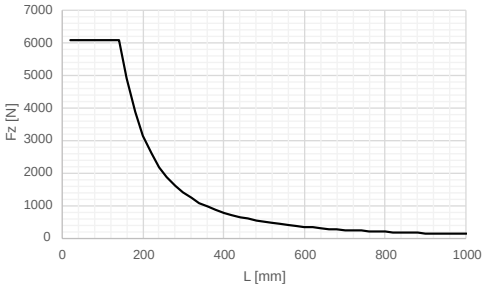

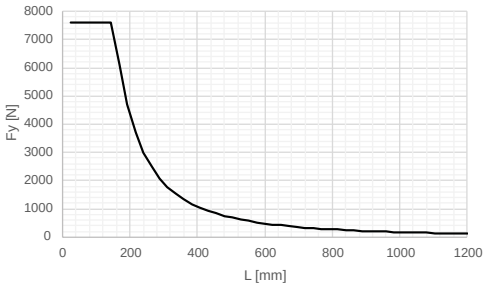

Sono rappresentati i carichi massimi applicabili in condizioni isostatiche, con vincolo rigido e carico all'estremità.

Maximum load in an isostatic cantilever loaded condition.

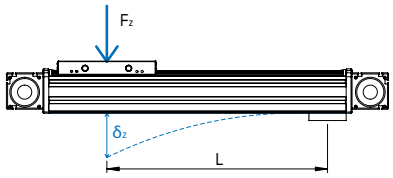

Si raccomanda di non superare i limiti dei grafici per non avere malfunzionamento dell'unità, peggioramento delle prestazioni o eccessiva usura.
We recommend not to exceed the maximum values to avoid lower performance, a reduced reliability and a big wear of the components.

DIMENSIONI / DIMENSIONS

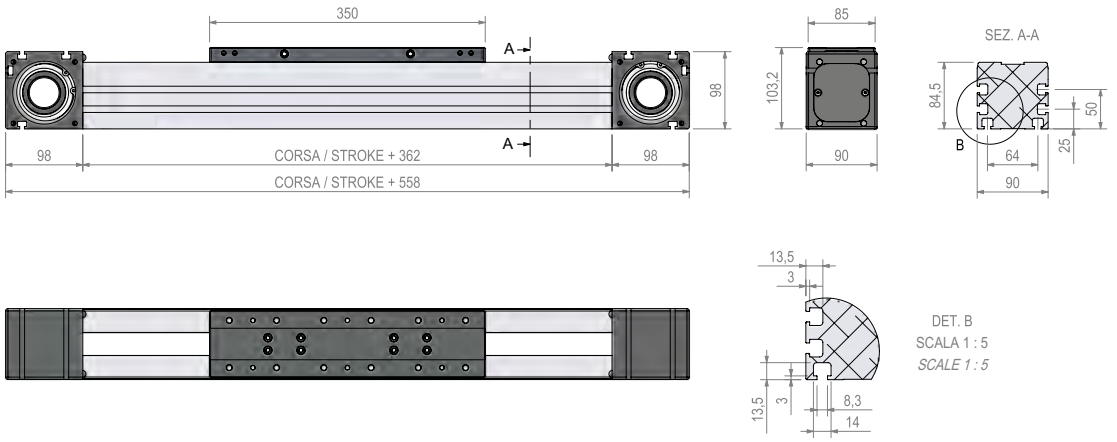

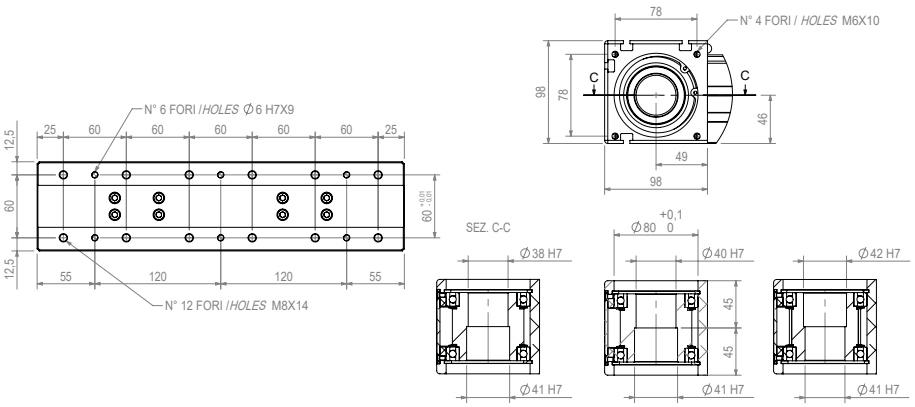

Tipologia interfaccia riduttore (2) (9)
Gearbox interface type
Kit IF30

Configurazioni puleggia
Pulley configurations

Accessori ***Accessories***	**Cinghia** ***Belt***	**Vite** ***Ballscrew***	**Cremagliera** ***Rack and pinion***
(1) Riduttore *Gearbox*	x	x	x
(2) Kit assiale *Axial kit*	x	x	x
(3) Calettatore *Keyless Locking Device*	x		x
(4) Albero di torsione *Torsion shaft*	x		x
(5) Carro aggiuntivo *Additional carriage*	x		x
(6) Giunto elastico *Elastic coupling*	x		
(7) Freno stazionamento *Standing brake*	x		
(8) Elemento fissaggio/tassello *Fastening/plug*	x	x	x
(9) Kit rinvio *Transfer box*	x	x	
(10) Supporto sensore/Camma *Sensor bracket/Cam*	x	x	x

Le Unità Damo sono disponibili con una vasta gamma di accessori e optional specifici concepiti per facilitare la realizzazione e installazione di sistemi monoasse e multiasse.

All Units are available with a wide range of accessories and specific options designed to simplify the construction and installation of single-axis and multi-axis systems.

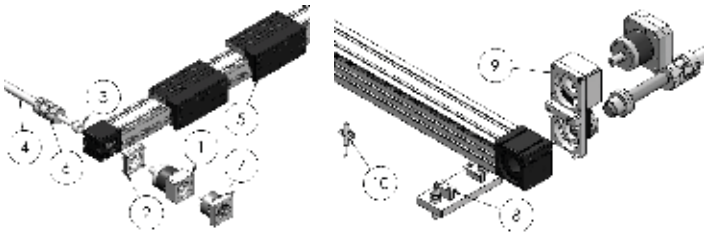

L'ufficio tecnico è a disposizione per la valutazione di applicazioni speciali e per analisi approfondite.
The technical department is available for the evaluation of special applications and for detailed analysis.

MODELLO / MODEL

CLS090XM

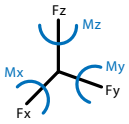

Sono rappresentate le deformazioni massime in condizioni isostatiche, in appoggio, con vincolo torsionale semplice e carico in mezzeria. La deformazione effettiva dipende dalle condizioni di vincolo e dalla combinazione di carico.

Maximum deflection in isostatic condition centrally loaded. Actual strain depends on constraint condition and load combination.

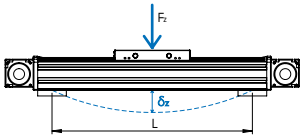

DEFORMAZIONE ELASTICA / ELASTIC DEFORMATION

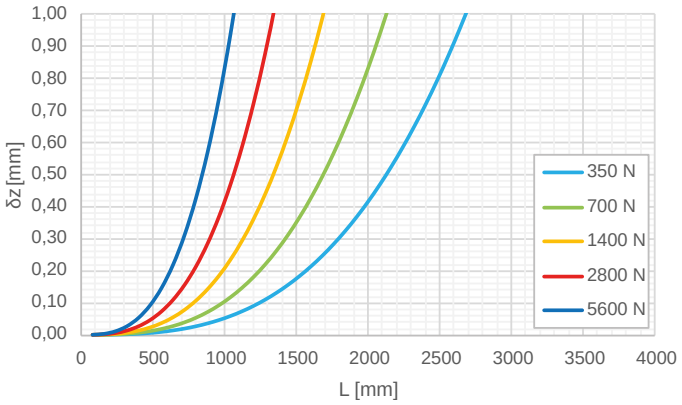

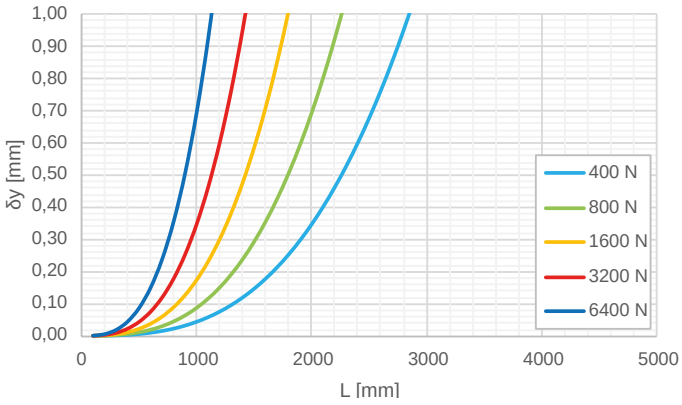

LIMITI STRUTTURALI /STRUCTURAL LIMITS

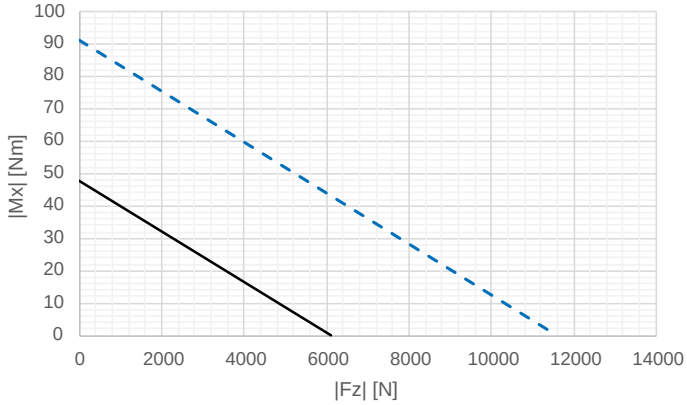

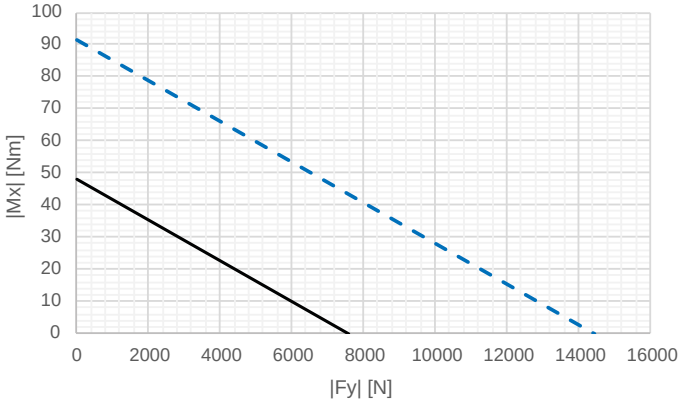

— Limite rottura a fatica: vita stimata superiore ai $10x10^6$ cicli col 99% probabilità. I grafici non possono essere combinati e valgono per: |Mx| <= 0.1 |My| e |Mx| <= 0.1 |Mz|.
Fatigue limit: estimated lifetime higher than $10x10^6$ cycles with 99% probability. Charts cannot be combined and are valid for: |Mx| <=0.1 |My| and |Mx| <=0.1 |Mz|.

--- Arresto d'emergenza max 100 volte nel corso della vita del prodotto.
Emergency stop max 100 times during service life.

Per casi di sollecitazione composta si faccia riferimento all'ufficio tecnico.
In case of combined stress contact our technical department.

MODELLO / MODEL

CLS090XM

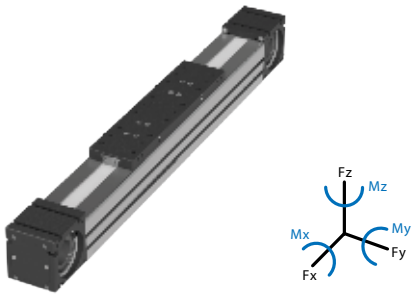

Sono rappresentate le deformazioni massime in condizioni isostatiche, con vincolo rigido e carico all'estremità. La deformazione effettiva dipende dalle condizioni di vincolo e dalla combinazione di carico.

Maximum deflection in an isostatic cantilever loaded condition. Actual strain depends on constraint condition and load combination.

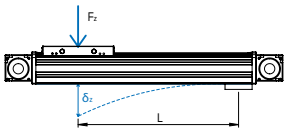

DEFORMAZIONE ELASTICA / ELASTIC DEFORMATION

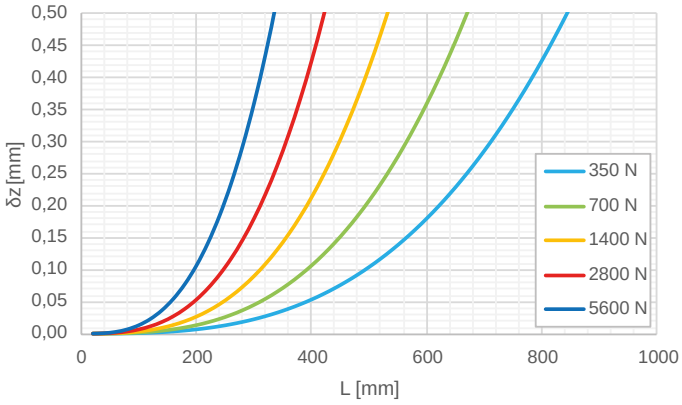

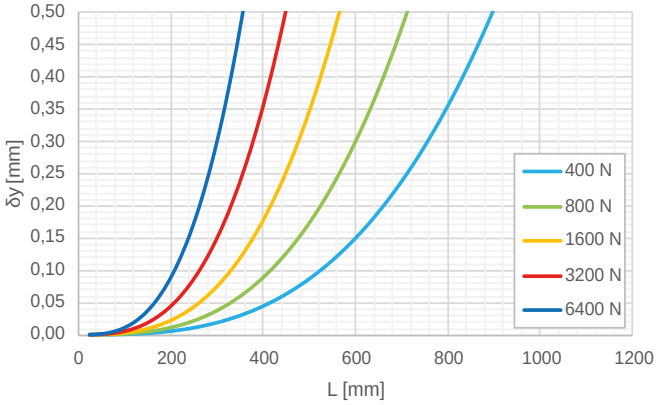

LIMITI STRUTTURALI /STRUCTURAL LIMITS

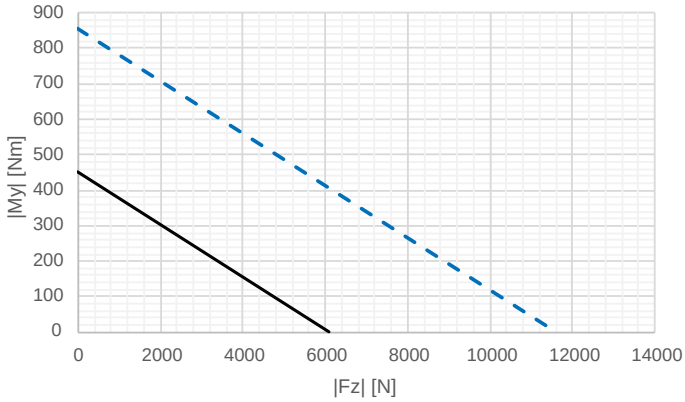

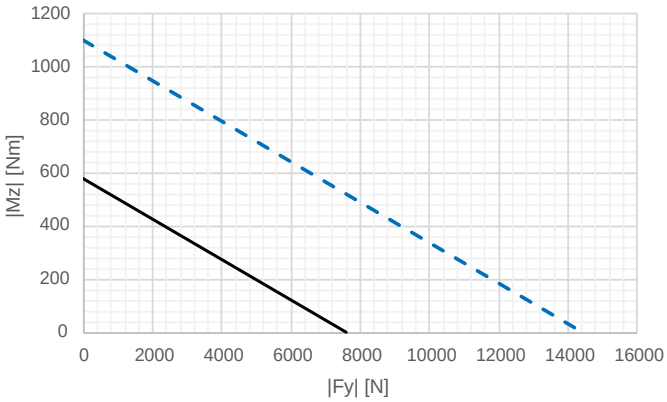

— Limite rottura a fatica: vita stimata superiore ai $10x10^6$ cicli col 99% probabilità. I grafici non possono essere combinati e valgono per: |Mx| <= 0.1 |My| e |Mx| <= 0.1 |Mz|.
Fatigue limit: estimated lifetime higher than $10x10^6$ cycles with 99% probability. Charts cannot be combined and are valid for: |Mx| <=0.1 |My| and |Mx| <=0.1 |Mz|.

--- Arresto d'emergenza max 100 volte nel corso della vita del prodotto.
Emergency stop max 100 times during service life.

Per casi di sollecitazione composta si faccia riferimento all'ufficio tecnico.
In case of combined stress contact our technical department.

MODELLO / MODEL

CLS090CO

INFORMAZIONI TECNICHE / TECHNICAL INFORMATION

Massa base unità (corsa zero) *Unit's base mass (zero stroke)*	[Kg]	8,45
Massa lineare unità *Unit's linear mass*	[Kg/100mm]	1,27
Massa carro *Carriage's mass*	[Kg]	2,6
Velocità massima* *Maximum velocity*	[m/s]	4
Ripetibilità a vuoto *Unloaded repeatability*	[mm]	0,1
Sviluppo puleggia *Pulley's circumference*	[mm/giro]	220
Taglia cinghia *Belt's size*	[-]	32 AT 10
Forza massima di trazione sulla cinghia* *Maximum traction force on belt*	[N]	1740
Momento principale d'inerzia Y *Principal moment of inertia Y*	[cm^4]	212
Momento principale d'inerzia Z *Principal moment of inertia Z*	[cm^4]	488

* I valori sono da considerarsi indicativi.
Prestazioni superiori sono possibili e vanno verificate col nostro ufficio tecnico.
Values should be considered as an indication.
Higher performance are possible. Please contact our technical department.



CARICO MASSIMO AMMISSIBILE / MAXIMUM PERMISSIBLE LOAD

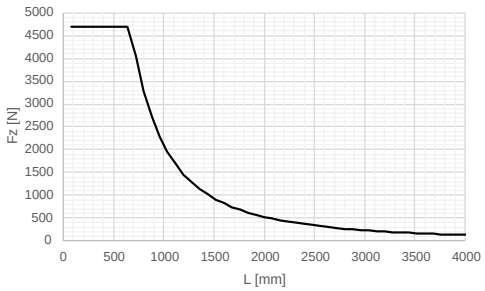

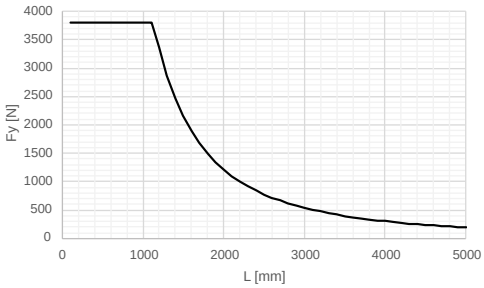

Sono rappresentati i carichi massimi applicabili in condizioni isostatiche, in appoggio, con vincolo torsionale semplice e carico in mezzeria.
Maximum load in isostatic condition centrally loaded.

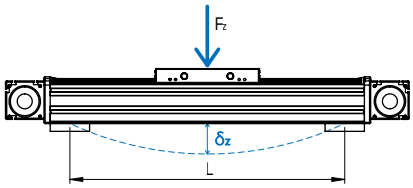

CARICO MASSIMO AMMISSIBILE / MAXIMUM PERMISSIBLE LOAD

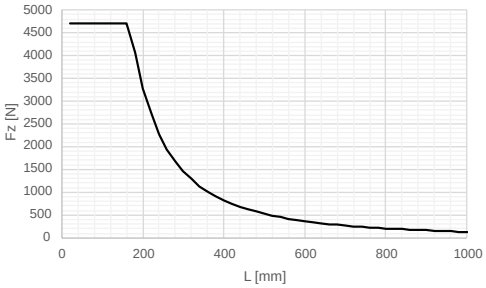

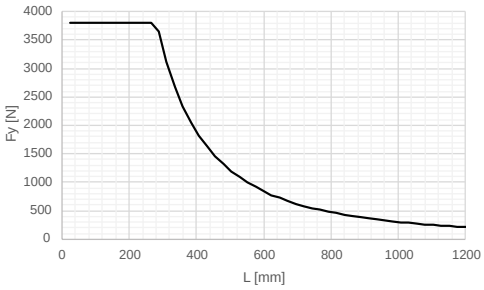

Sono rappresentati i carichi massimi applicabili in condizioni isostatiche, con vincolo rigido e carico all'estremità.
Maximum load in an isostatic cantilever loaded condition.

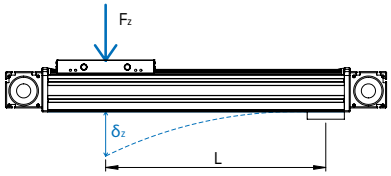

Si raccomanda di non superare i limiti dei grafici per non avere malfunzionamento dell'unità, peggioramento delle prestazioni o eccessiva usura.
We recommend not to exceed the maximum values to avoid lower performance, a reduced reliability and a big wear of the components.

Limiti di carico massimo riferiti a condizioni di carico agenti sul lato superiore del carro. Condizioni di carico applicate sul lato laterale fare riferimento all'ufficio tecnico.
Maximum load limits referred to load conditions acting on the upper side of the carriage. Load conditions applied on the lateral side contact our technical department.

DIMENSIONI / DIMENSIONS

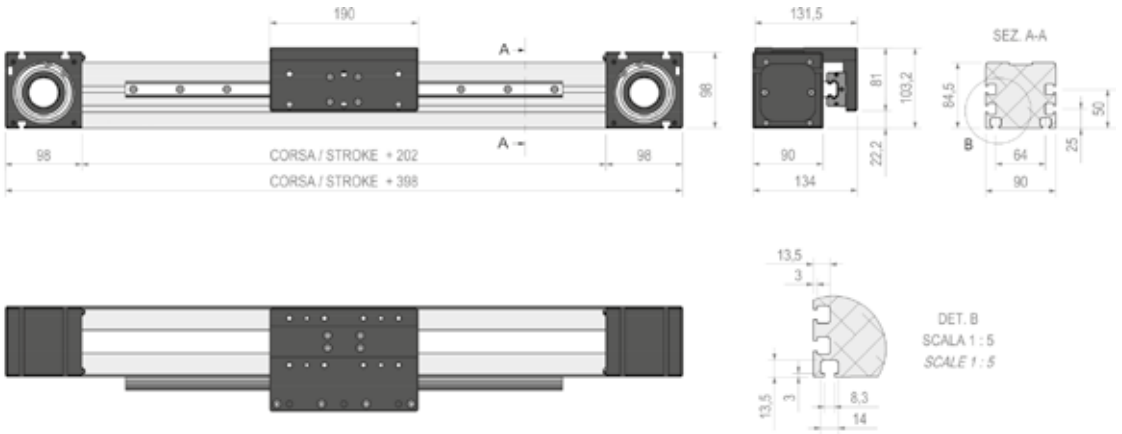

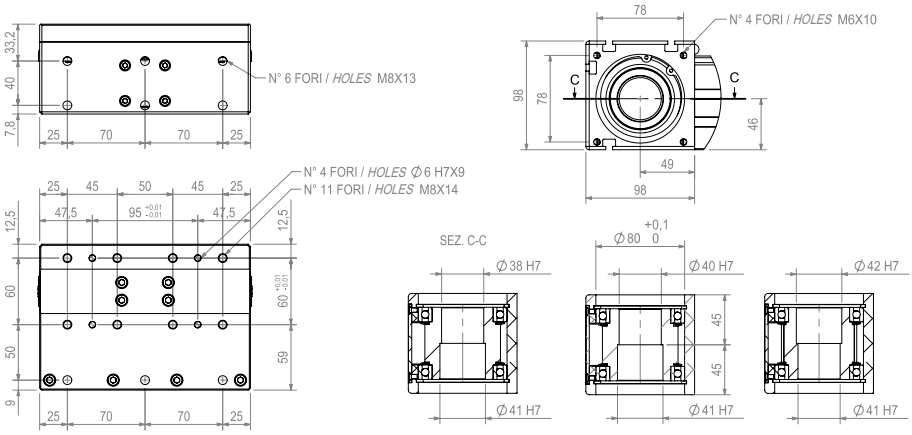

Tipologia interfaccia riduttore (2) (9)
Gearbox interface type
Kit IF30

Configurazioni puleggia
Pulley configurations

Accessori ***Accessories***	**Cinghia** ***Belt***	**Vite** ***Ballscrew***	**Cremagliera** ***Rack and pinion***
(1) Riduttore *Gearbox*	x	x	x
(2) Kit assiale *Axial kit*	x	x	x
(3) Calettatore *Keyless Locking Device*	x		x
(4) Albero di torsione *Torsion shaft*	x		x
(5) Carro aggiuntivo *Additional carriage*	x		x
(6) Giunto elastico *Elastic coupling*	x		
(7) Freno stazionamento *Standing brake*	x		
(8) Elemento fissaggio/tassello *Fastening/plug*	x	x	x
(9) Kit rinvio *Transfer box*	x	x	
(10) Supporto sensore/Camma *Sensor bracket/Cam*	x	x	x

Le Unità Damo sono disponibili con una vasta gamma di accessori e optional specifici concepiti per facilitare la realizzazione e installazione di sistemi monoasse e multiasse.

All Units are available with a wide range of accessories and specific options designed to simplify the construction and installation of single-axis and multi-axis systems.

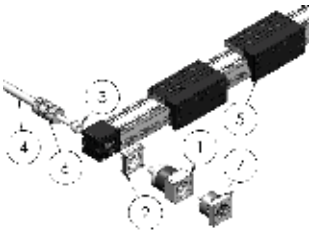

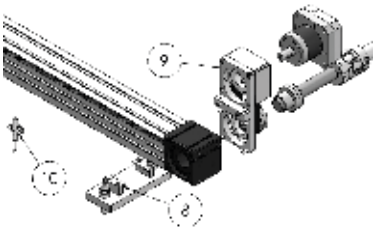

L'ufficio tecnico è a disposizione per la valutazione di applicazioni speciali e per analisi approfondite.
The technical department is available for the evaluation of special applications and for detailed analysis.

MODELLO / MODEL

CLS090C0

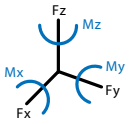

Sono rappresentate le deformazioni massime in condizioni isostatiche, in appoggio, con vincolo torsionale semplice e carico in mezzeria. La deformazione effettiva dipende dalle condizioni di vincolo e dalla combinazione di carico.

Maximum deflection in isostatic condition centrally loaded. Actual strain depends on constraint condition and load combination.

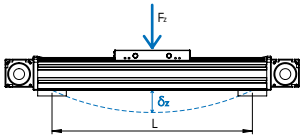

DEFORMAZIONE ELASTICA / ELASTIC DEFORMATION

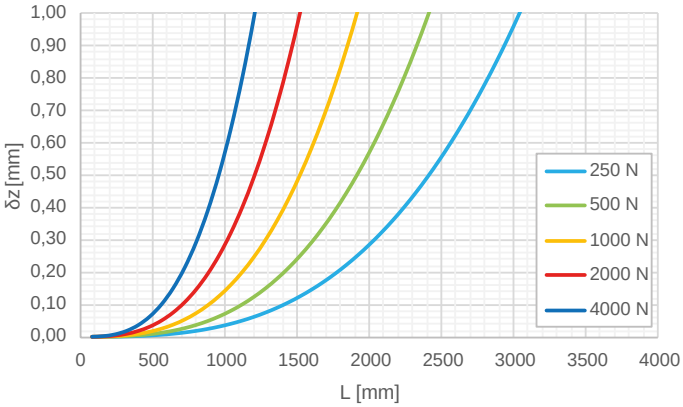

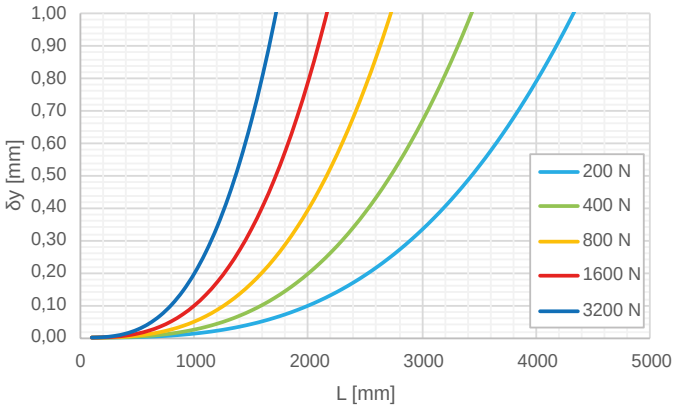

LIMITI STRUTTURALI /STRUTTURAL LIMITS

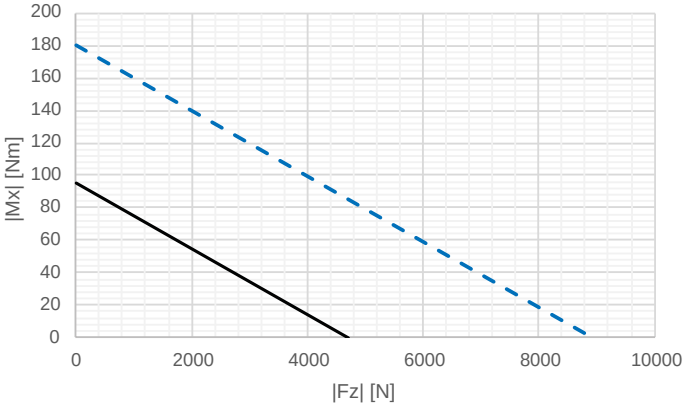

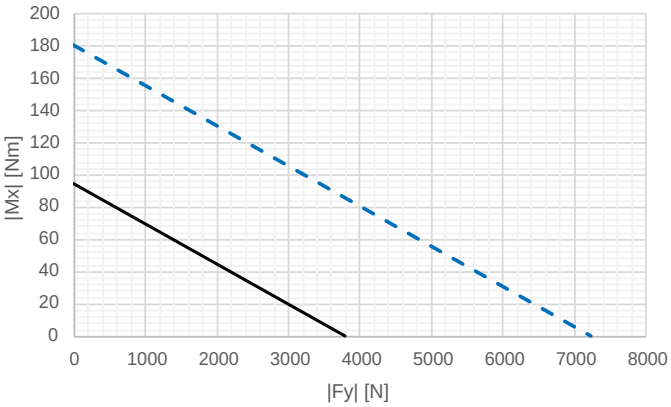

— Limite rottura a fatica: vita stimata superiore ai $10x10^6$ cicli col 99% probabilità. I grafici non possono essere combinati e valgono per: |Mx| <= 0.1 |My| e |Mx| <= 0.1 |Mz|.
Fatigue limit: estimated lifetime higher than $10x10^6$ cycles with 99% probability. Charts cannot be combined and are valid for: |Mx| <=0.1 |My| and |Mx| <=0.1 |Mz|.

--- Arresto d'emergenza max 100 volte nel corso della vita del prodotto.
Emergency stop max 100 times during service life.

Limiti strutturali riferiti a condizioni di carico agenti sul lato superiore del carro. Condizioni di carico applicate sul lato laterale fare riferimento all'ufficio tecnico.
Structural limits referred to load conditions acting on the upper side of the carriage. Load conditions applied on the lateral side contact our technical department.

Per casi di sollecitazione composta si faccia riferimento all'ufficio tecnico.
In case of combined stress contact our technical department.

MODELLO / MODEL

CLS090CO

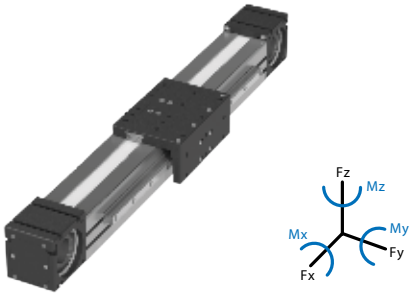

Sono rappresentate le deformazioni massime in condizioni isostatiche, con vincolo rigido e carico all'estremità. La deformazione effettiva dipende dalle condizioni di vincolo e dalla combinazione di carico.

Maximum deflection in an isostatic cantilever loaded condition. Actual strain depends on constraint condition and load combination.

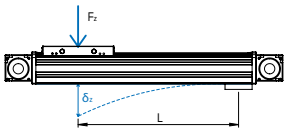

DEFORMAZIONE ELASTICA / ELASTIC DEFORMATION

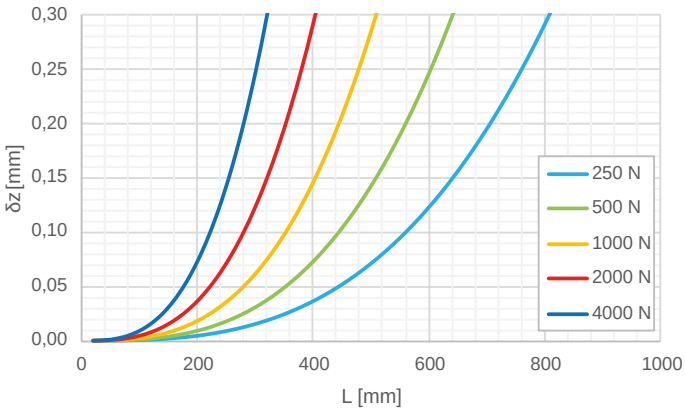

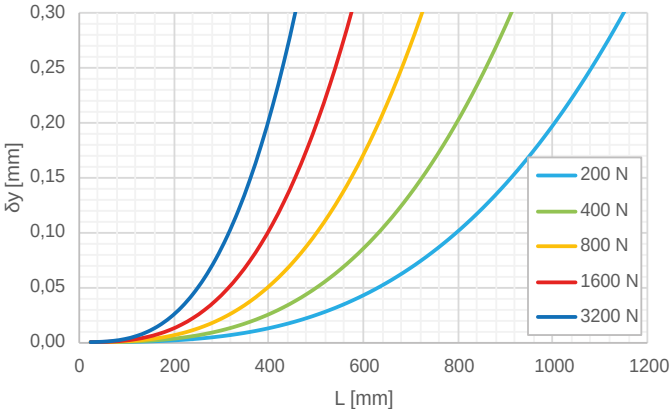

LIMITI STRUTTURALI /STRUTTURAL LIMITS

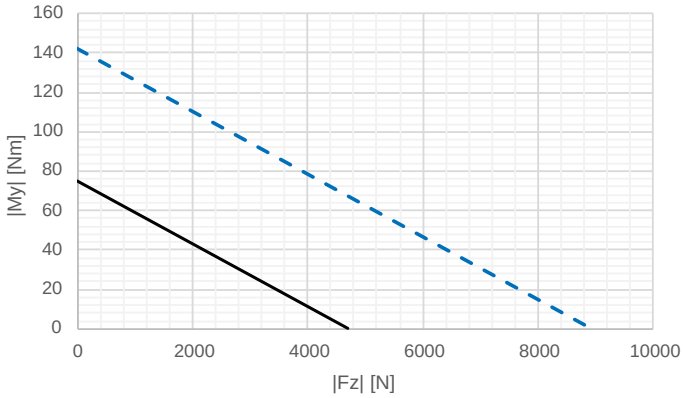

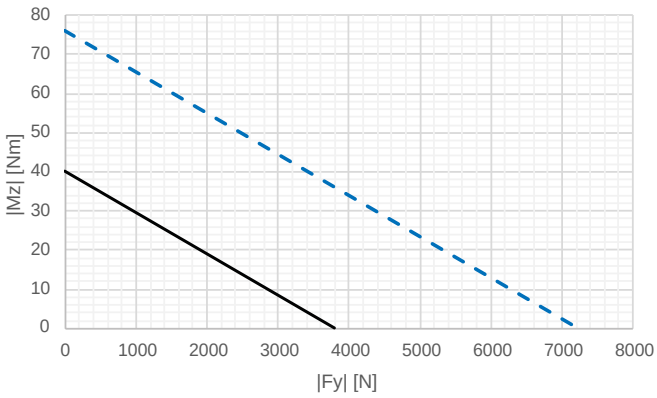

— Limite rottura a fatica: vita stimata superiore ai $10x10^6$ cicli col 99% probabilità. I grafici non possono essere combinati e valgono per: |Mx| <= 0.1 |My| e |Mx| <= 0.1 |Mz|.
Fatigue limit: estimated lifetime higher than $10x10^6$ cycles with 99% probability. Charts cannot be combined and are valid for: |Mx| <=0.1 |My| and |Mx| <=0.1 |Mz|.

--- Arresto d'emergenza max 100 volte nel corso della vita del prodotto.
Emergency stop max 100 times during service life.

Limiti strutturali riferiti a condizioni di carico agenti sul lato superiore del carro. Condizioni di carico applicate sul lato laterale fare riferimento all'ufficio tecnico.
Structural limits referred to load conditions acting on the upper side of the carriage. Load conditions applied on the lateral side contact our technical department.

Per casi di sollecitazione composta si faccia riferimento all'ufficio tecnico.
In case of combined stress contact our technical department.

MODELLO / MODEL

CLS090LO

INFORMAZIONI TECNICHE / TECHNICAL INFORMATION

Massa base unità (corsa zero) *Unit's base mass (zero stroke)*	[Kg]	11
Massa lineare unità *Unit's linear mass*	[Kg/100mm]	1,27
Massa carro *Carriage's mass*	[Kg]	3,83
Velocità massima* *Maximum velocity*	[m/s]	4
Ripetibilità a vuoto *Unloaded repeatability*	[mm]	0,1
Sviluppo puleggia *Pulley's circumference*	[mm/giro]	220
Taglia cinghia *Belt's size*	[-]	32 AT 10
Forza massima di trazione sulla cinghia* *Maximum traction force on belt*	[N]	1740
Momento principale d'inerzia Y *Principal moment of inertia Y*	[cm^4]	212
Momento principale d'inerzia Z *Principal moment of inertia Z*	[cm^4]	488

* I valori sono da considerarsi indicativi.
Prestazioni superiori sono possibili e vanno verificate col nostro ufficio tecnico.
Values should be considered as an indication.
Higher performance are possible. Please contact our technical department.



CARICO MASSIMO AMMISSIBILE / MAXIMUM PERMISSIBLE LOAD

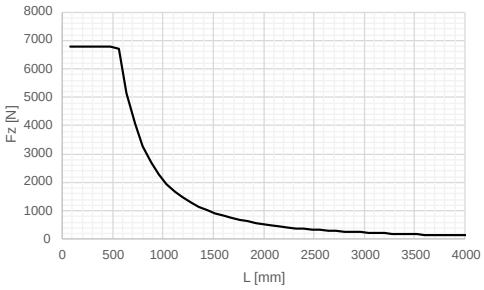

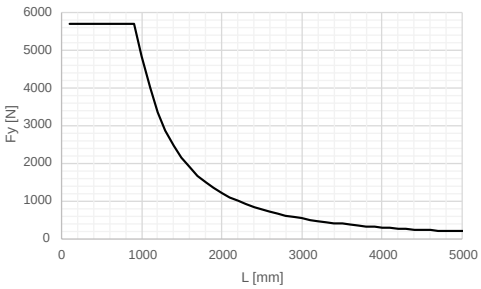

Sono rappresentati i carichi massimi applicabili in condizioni isostatiche, in appoggio, con vincolo torsionale semplice e carico in mezzeria.

Maximum load in isostatic condition centrally loaded.

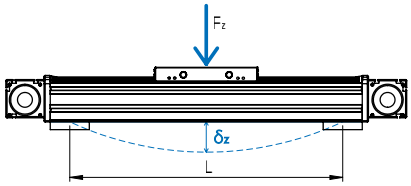

CARICO MASSIMO AMMISSIBILE / MAXIMUM PERMISSIBLE LOAD

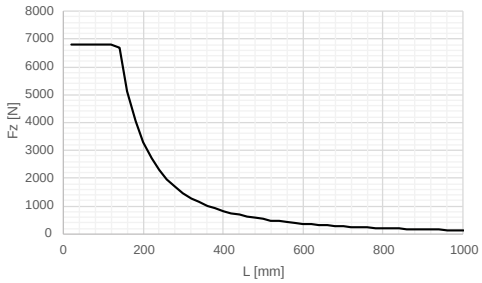

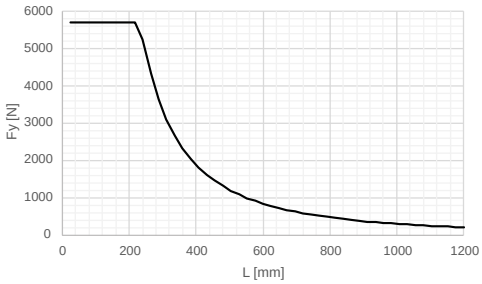

Sono rappresentati i carichi massimi applicabili in condizioni isostatiche, con vincolo rigido e carico all'estremità.

Maximum load in an isostatic cantilever loaded condition.

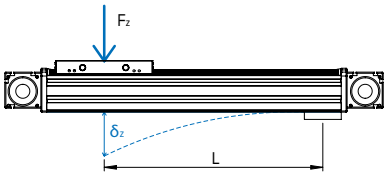

Si raccomanda di non superare i limiti dei grafici per non avere malfunzionamento dell'unità, peggioramento delle prestazioni o eccessiva usura.
We recommend not to exceed the maximum values to avoid lower performance, a reduced reliability and a big wear of the components.

Limiti di carico massimo riferiti a condizioni di carico agenti sul lato superiore del carro. Condizioni di carico applicate sul lato laterale fare riferimento all'ufficio tecnico.
Maximum load limits referred to load conditions acting on the upper side of the carriage. Load conditions applied on the lateral side contact our technical department.

DIMENSIONI / DIMENSIONS

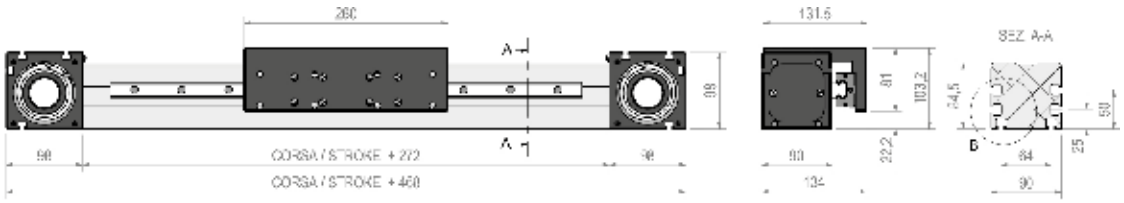

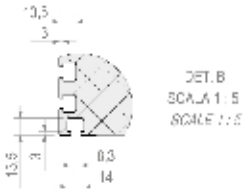

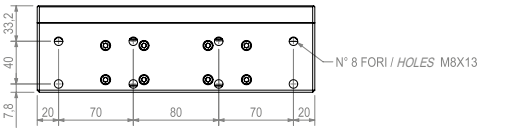

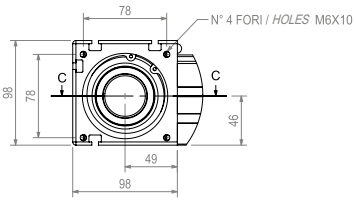

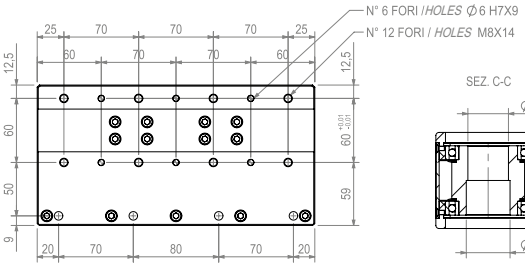

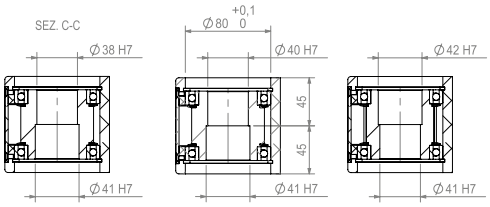

Tipologia interfaccia riduttore (2) (9)
Gearbox interface type
Kit IF30

Configurazioni puleggia
Pulley configurations

Accessori ***Accessories***	**Cinghia** ***Belt***	**Vite** ***Ballscrew***	**Cremagliera** ***Rack and pinion***
(1) Riduttore *Gearbox*	x	x	x
(2) Kit assiale *Axial kit*	x	x	x
(3) Calettatore *Keyless Locking Device*	x		x
(4) Albero di torsione *Torsion shaft*	x		x
(5) Carro aggiuntivo *Additional carriage*	x		x
(6) Giunto elastico *Elastic coupling*	x		
(7) Freno stazionamento *Standing brake*	x		
(8) Elemento fissaggio/tassello *Fastening/plug*	x	x	x
(9) Kit rinvio *Transfer box*	x	x	
(10) Supporto sensore/Camma *Sensor bracket/Cam*	x	x	x

Le Unità Damo sono disponibili con una vasta gamma di accessori e optional specifici concepiti per facilitare la realizzazione e installazione di sistemi monoasse e multiasse.

All Units are available with a wide range of accessories and specific options designed to simplify the construction and installation of single-axis and multi-axis systems.

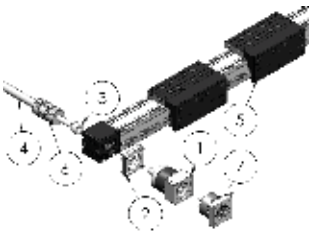

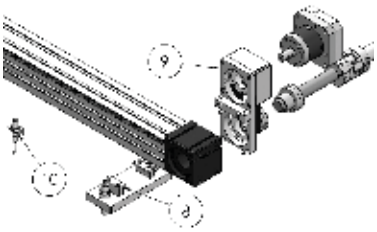

L'ufficio tecnico è a disposizione per la valutazione di applicazioni speciali e per analisi approfondite.
The technical department is available for the evaluation of special applications and for detailed analysis.

MODELLO / MODEL

CLS090L0

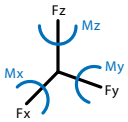

Sono rappresentate le deformazioni massime in condizioni isostatiche, in appoggio, con vincolo torsionale semplice e carico in mezzeria. La deformazione effettiva dipende dalle condizioni di vincolo e dalla combinazione di carico.

Maximum deflection in isostatic condition centrally loaded. Actual strain depends on constraint condition and load combination.

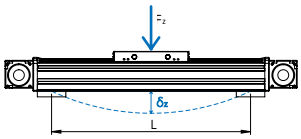

DEFORMAZIONE ELASTICA / ELASTIC DEFORMATION

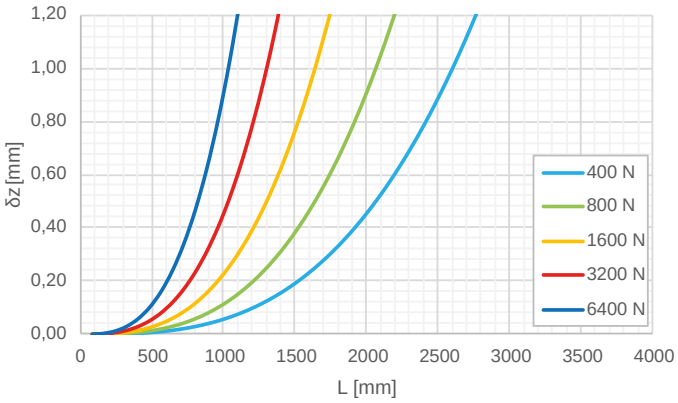

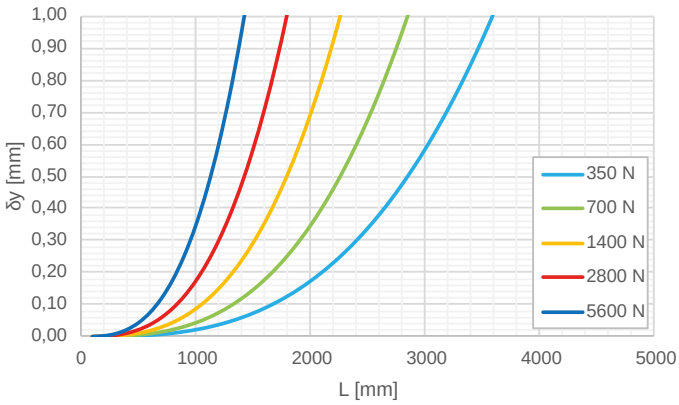

LIMITI STRUTTURALI /STRUTTURAL LIMITS

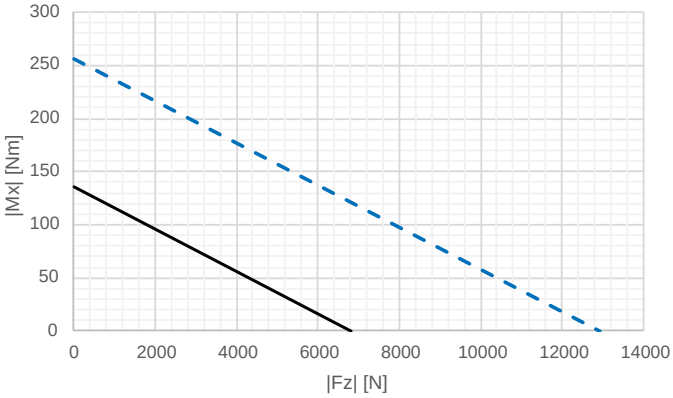

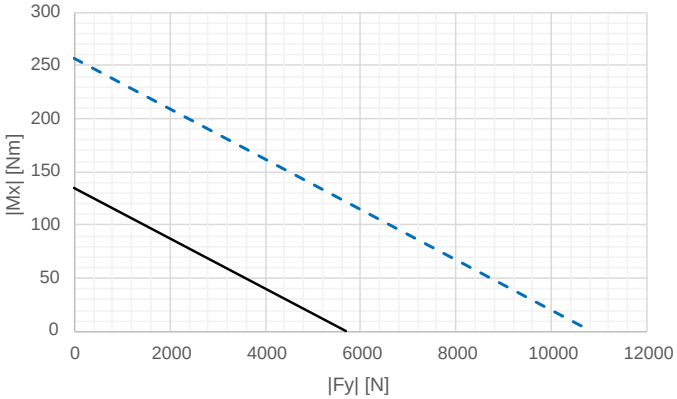

— Limite rottura a fatica: vita stimata superiore ai $10x10^6$ cicli col 99% probabilità. I grafici non possono essere combinati e valgono per: |Mx| <= 0.1 |My| e |Mx| <= 0.1 |Mz|.
Fatigue limit: estimated lifetime higher than $10x10^6$ cycles with 99% probability. Charts cannot be combined and are valid for: |Mx| <=0.1 |My| and |Mx| <=0.1 |Mz|.

--- Arresto d'emergenza max 100 volte nel corso della vita del prodotto.
Emergency stop max 100 times during service life.

Limiti strutturali riferiti a condizioni di carico agenti sul lato superiore del carro. Condizioni di carico applicate sul lato laterale fare riferimento all'ufficio tecnico.
Structural limits referred to load conditions acting on the upper side of the carriage. Load conditions applied on the lateral side contact our technical department.

Per casi di sollecitazione composta si faccia riferimento all'ufficio tecnico.
In case of combined stress contact our technical department.

MODELLO / MODEL

CLS090LO

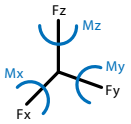

Sono rappresentate le deformazioni massime in condizioni isostatiche, con vincolo rigido e carico all'estremità. La deformazione effettiva dipende dalle condizioni di vincolo e dalla combinazione di carico.

Maximum deflection in an isostatic cantilever loaded condition. Actual strain depends on constraint condition and load combination.

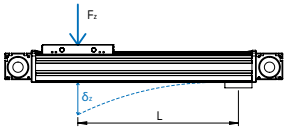

DEFORMAZIONE ELASTICA / ELASTIC DEFORMATION

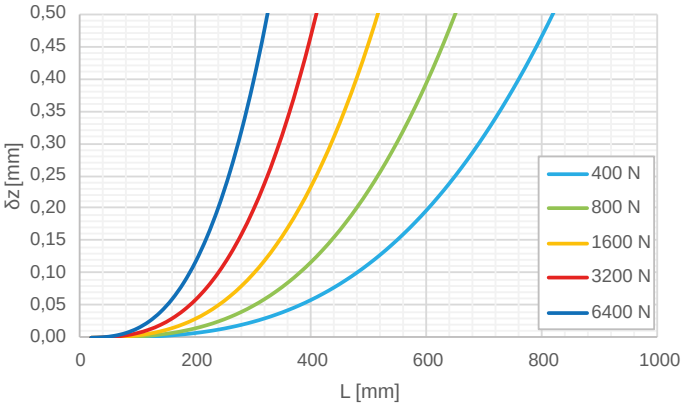

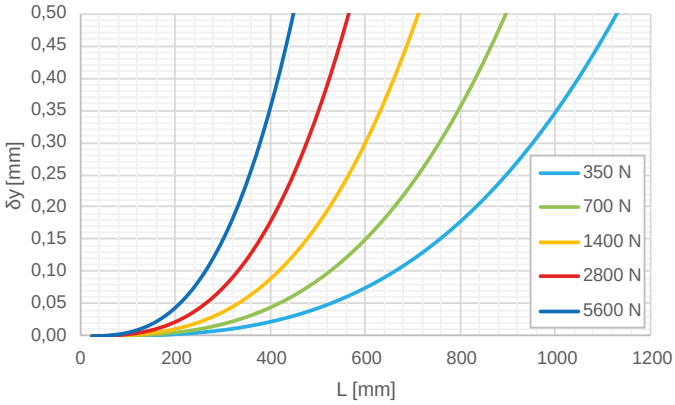

LIMITI STRUTTURALI /STRUTTURAL LIMITS

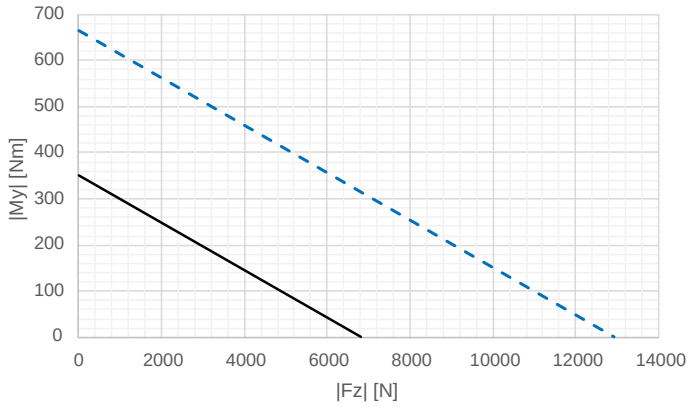

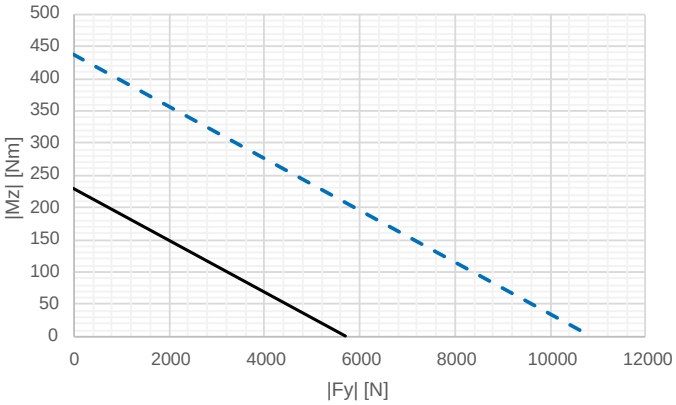

— Limite rottura a fatica: vita stimata superiore ai $10x10^6$ cicli col 99% probabilità. I grafici non possono essere combinati e valgono per: |Mx| <= 0.1 |My| e |Mx| <= 0.1 |Mz|.
Fatigue limit: estimated lifetime higher than $10x10^6$ cycles with 99% probability. Charts cannot be combined and are valid for: |Mx| <=0.1 |My| and |Mx| <=0.1 |Mz|.

--- Arresto d'emergenza max 100 volte nel corso della vita del prodotto.
Emergency stop max 100 times during service life.

Limiti strutturali riferiti a condizioni di carico agenti sul lato superiore del carro. Condizioni di carico applicate sul lato laterale fare riferimento all'ufficio tecnico.
Structural limits referred to load conditions acting on the upper side of the carriage. Load conditions applied on the lateral side contact our technical department.

Per casi di sollecitazione composta si faccia riferimento all'ufficio tecnico.
In case of combined stress contact our technical department.

UNITÀ LINEARE A CINGHIA

BELT DRIVEN LINEAR UNIT

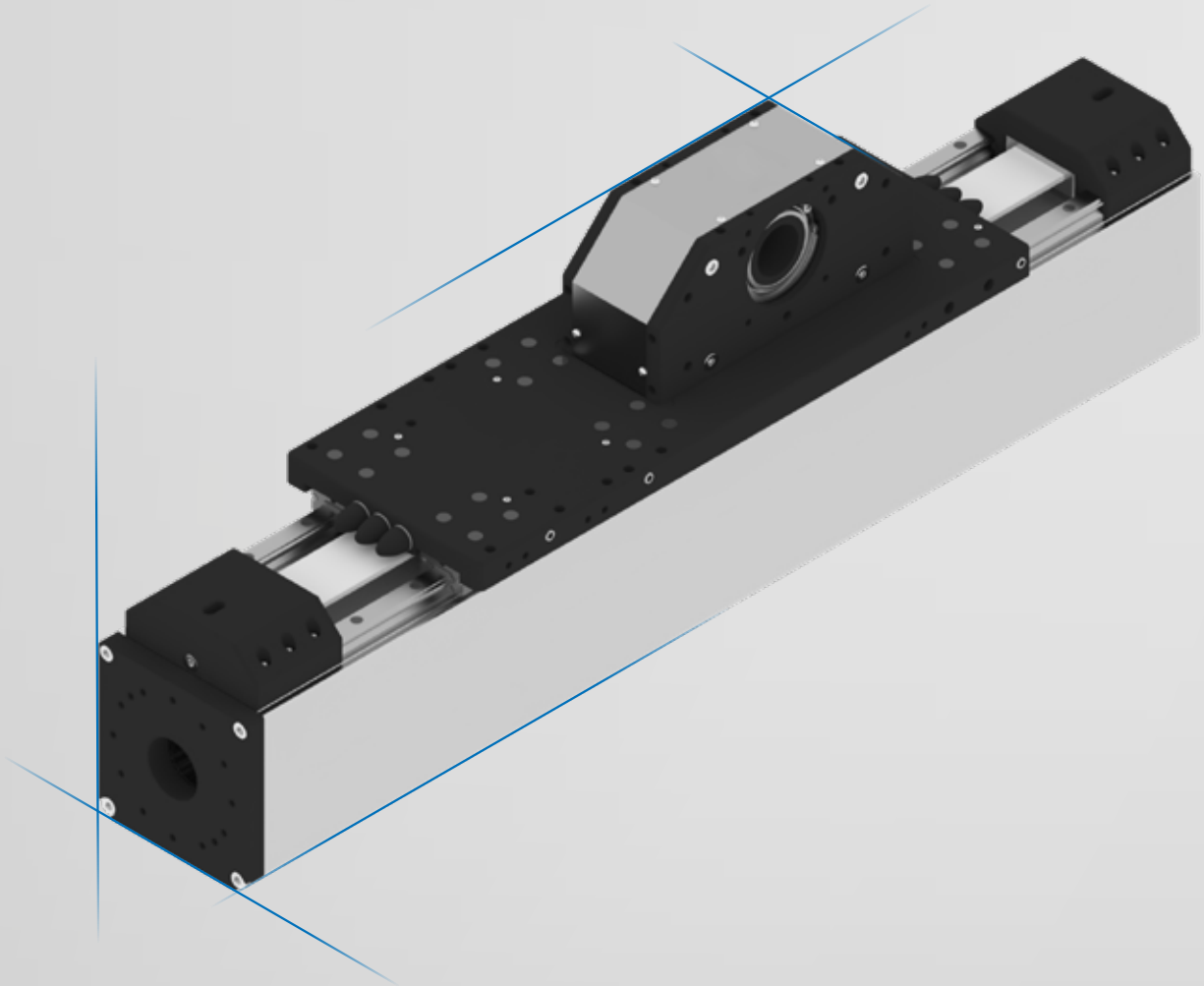

SERIE VER

SERIES

120 VER045FM

124 VER060FM

130 VER065FM

136 VER090FM

142 VER060FBS

146 VER090FBS

150 VER120FBS

154 VER150FBS

160 VER125FBS

162 VER180FBS

CODIFICA UNITÀ LINEARI
TYPE CODES

VER	045	FM	00800	-	XXX	-	XX

TIPO UNITÀ / MODEL

VER	Unità lineare a cinghia dentata *Belt driven linear unit*

TAGLIA / SIZE

045	Profilo larghezza 45 mm *Profile width 45 mm*
060	Profilo larghezza 60 mm *Profile width 60 mm*

TIPOLOGIA CARRO / CARRIAGE TYPE

FM	Carro fisso monoguida e profilo mobile *Fixed carriage with single guide rail and mobile profile*

CORSA UTILE UNITÀ (mm) / EFFECTIVE STROKE (mm)

PULEGGIA (vedi versione puleggia) / PULLEY (view pulley version)

TIPOLOGIA CONFIGURAZIONE / CONFIGURATION TYPE

A	Configurazione standard *Standard configuration*
C	Configurazione personalizzata *Custom configuration*

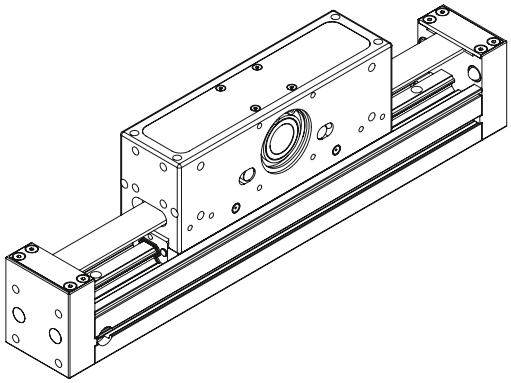

VERSIONE PULEGGIA / PULLEY VERSION

PULEGGIA / PULLEY

F22	Puleggia con foro passante Ø 22 mm *Pulley with hole Ø 22 mm*
F26	Puleggia con foro passante Ø 26 mm *Pulley with hole Ø 26 mm*

F22

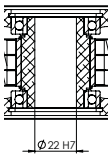

F26

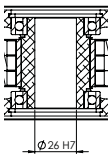

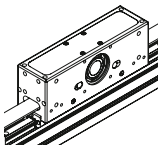

MODELLO / MODEL

VER045FM

INFORMAZIONI TECNICHE / TECHNICAL INFORMATION

Massa base unità (corsa zero) *Unit's base mass (zero stroke)*	[Kg]	2,2
Massa lineare unità *Unit's linear mass*	[Kg/100mm]	0,35
Massa carro *Carriage's mass*	[Kg]	1,3
Velocità massima* *Maximum velocity*	[m/s]	4
Ripetibilità a vuoto *Unloaded repeatability*	[mm]	0,1
Sviluppo puleggia *Pulley's circumference*	[mm/giro]	125
Taglia cinghia *Belt's size*	[-]	25 AT 5
Forza massima di trazione sulla cinghia* *Maximum traction force on belt*	[N]	610
Momento principale d'inerzia Y *Principal moment of inertia Y*	[cm^4]	20
Momento principale d'inerzia Z *Principal moment of inertia Z*	[cm^4]	18

* I valori sono da considerarsi indicativi.
Prestazioni superiori sono possibili e vanno verificate col nostro ufficio tecnico.
Values should be considered as an indication.
Higher performance are possible. Please contact our technical department.



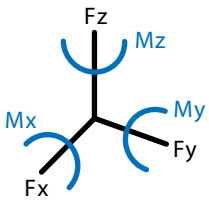

CARICO MASSIMO AMMISSIBILE / MAXIMUM PERMISSIBLE LOAD

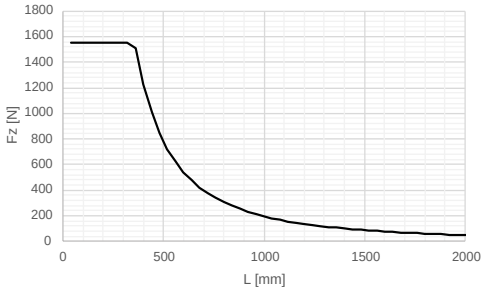

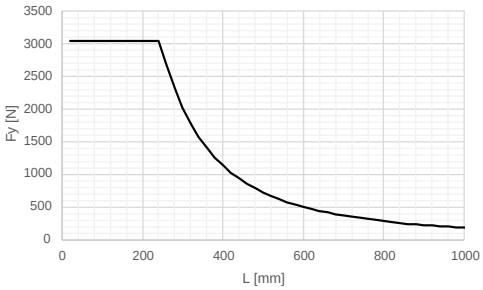

Sono rappresentati i carichi massimi applicabili in condizioni isostatiche, in appoggio, con vincolo torsionale semplice e carico in mezzeria.

Maximum load in isostatic condition centrally loaded.

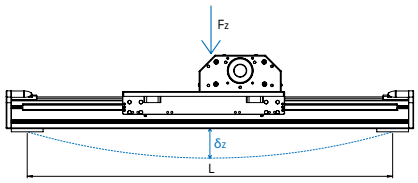

CARICO MASSIMO AMMISSIBILE / MAXIMUM PERMISSIBLE LOAD

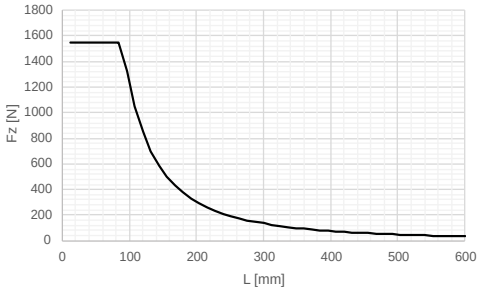

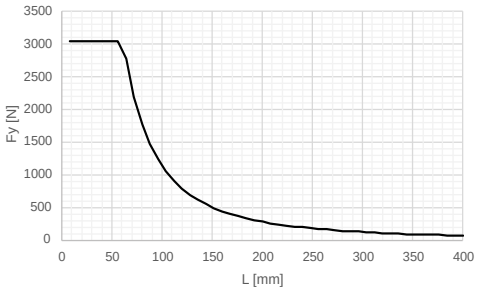

Sono rappresentati i carichi massimi applicabili in condizioni isostatiche, con vincolo rigido e carico all'estremità.

Maximum load in an isostatic cantilever loaded condition.

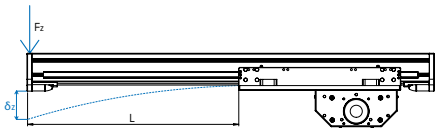

Si raccomanda di non superare i limiti dei grafici per non avere malfunzionamento dell'unità, peggioramento delle prestazioni o eccessiva usura.
We recommend not to exceed the maximum values to avoid lower performance, a reduced reliability and a big wear of the components.

DIMENSIONI / DIMENSIONS

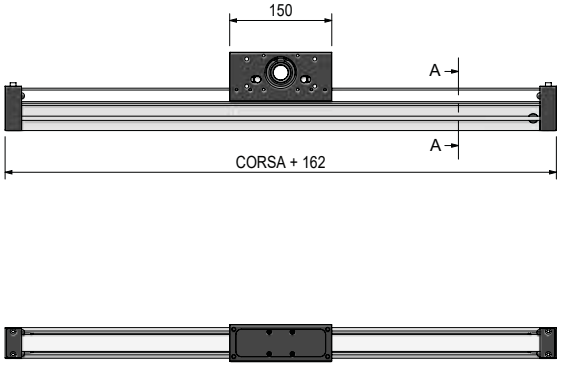

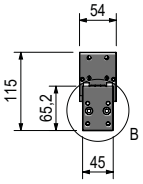

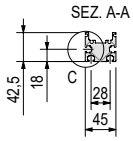

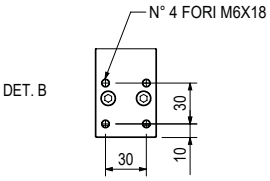

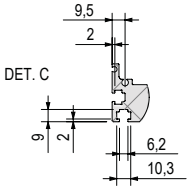

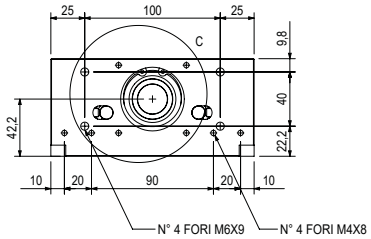

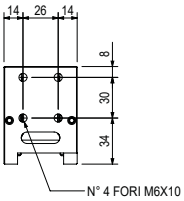

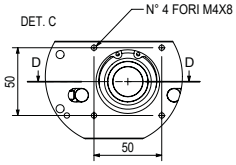

Tipologia interfaccia riduttore (2)
Gearbox interface type
Kit IF20

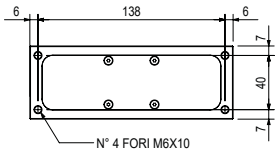

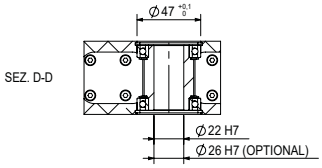

Configurazioni puleggia
Pulley configurations

Accessori ***Accessories***	**Cinghia** ***Belt***	**Vite** ***Ballscrew***	**Cremagliera** ***Rack and pinion***
(1) Riduttore *Gearbox*	x	x	x
(2) Kit assiale *Axial kit*	x	x	x
(3) Calettatore *Keyless Locking Device*	x		x
(4) Albero di torsione *Torsion shaft*	x		x
(5) Carro aggiuntivo *Additional carriage*	x		x
(6) Giunto elastico *Elastic coupling*	x		
(7) Freno stazionamento *Standing brake*	x		
(8) Elemento fissaggio/tassello *Fastening/plug*	x	x	x
(9) Kit rinvio *Transfer box*	x	x	
(10) Supporto sensore/Camma *Sensor bracket/Camma*	x	x	x

Le Unità Damo sono disponibili con una vasta gamma di accessori e optional specifici concepiti per facilitare la realizzazione e installazione di sistemi monoasse e multiasse.

All Units are available with a wide range of accessories and specific options designed to simplify the construction and installation of single-axis and multi-axis systems.

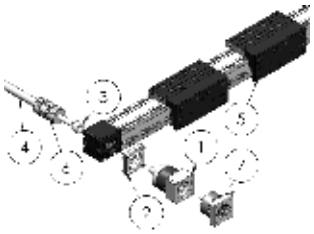

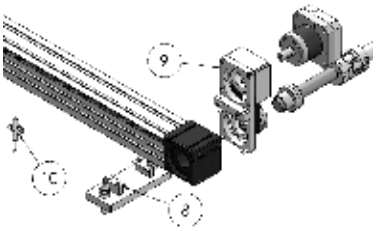

L'ufficio tecnico è a disposizione per la valutazione di applicazioni speciali e per analisi approfondite.
The technical department is available for the evaluation of special applications and for detailed analysis.

MODELLO / MODEL

VER045FM

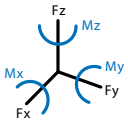

Sono rappresentate le deformazioni massime in condizioni isostatiche, in appoggio, con vincolo torsionale semplice e carico in mezzeria. La deformazione effettiva dipende dalle condizioni di vincolo e dalla combinazione di carico.

Maximum deflection in isostatic condition centrally loaded. Actual strain depends on constraint condition and load combination.

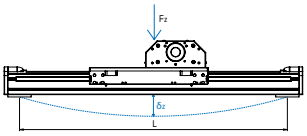

DEFORMAZIONE ELASTICA / ELASTIC DEFORMATION

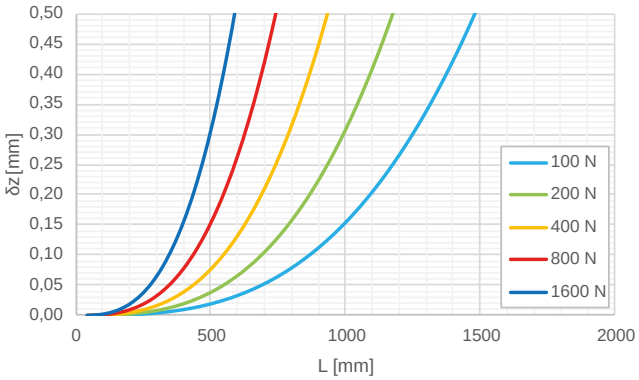

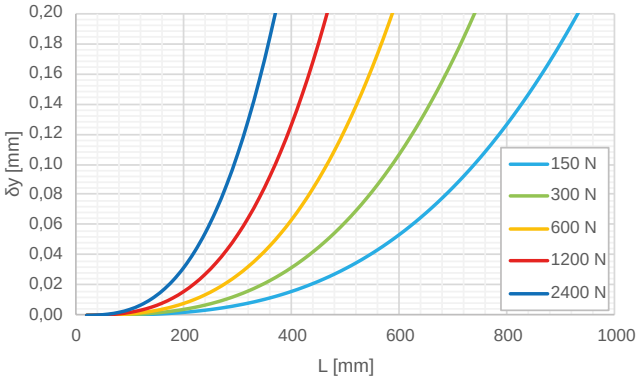

LIMITI STRUTTURALI /STRUCTURAL LIMITS

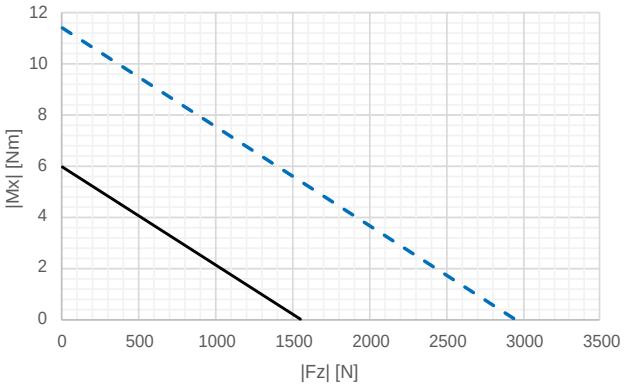

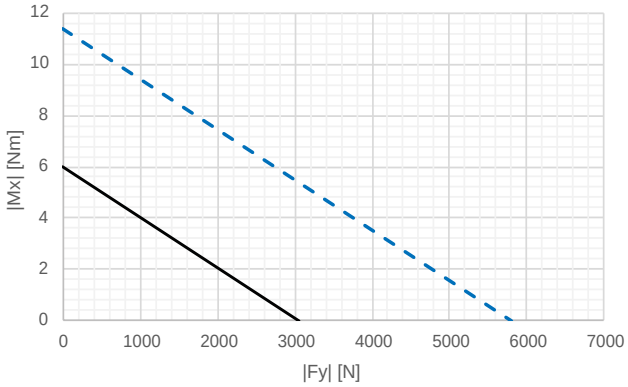

— Limite rottura a fatica: vita stimata superiore ai $10x10^6$ cicli col 99% probabilità. I grafici non possono essere combinati e valgono per: |Mx| <= 0.1 |My| e |Mx| <= 0.1 |Mz|.
Fatigue limit: estimated lifetime higher than $10x10^6$ cycles with 99% probability. Charts cannot be combined and are valid for: |Mx| <=0.1 |My| and |Mx| <=0.1 |Mz|.

--- Arresto d'emergenza max 100 volte nel corso della vita del prodotto.
Emergency stop max 100 times during service life.

Per casi di sollecitazione composta si faccia riferimento all'ufficio tecnico.
In case of combined stress contact our technical department.

MODELLO / MODEL

VER045FM

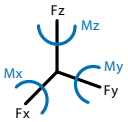

Sono rappresentate le deformazioni massime in condizioni isostatiche, con vincolo rigido e carico all'estremità. La deformazione effettiva dipende dalle condizioni di vincolo e dalla combinazione di carico.

Maximum deflection in an isostatic cantilever loaded condition. Actual strain depends on constraint condition and load combination.

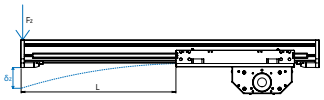

DEFORMAZIONE ELASTICA / ELASTIC DEFORMATION

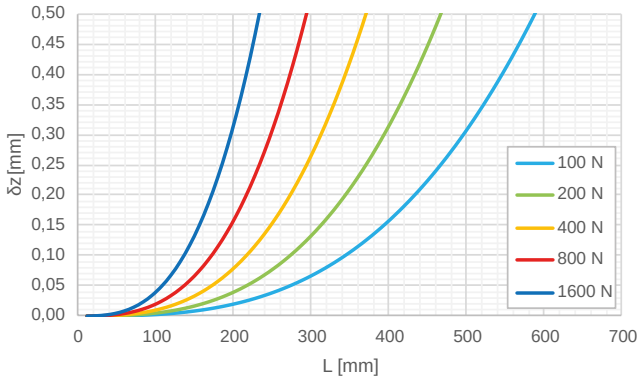

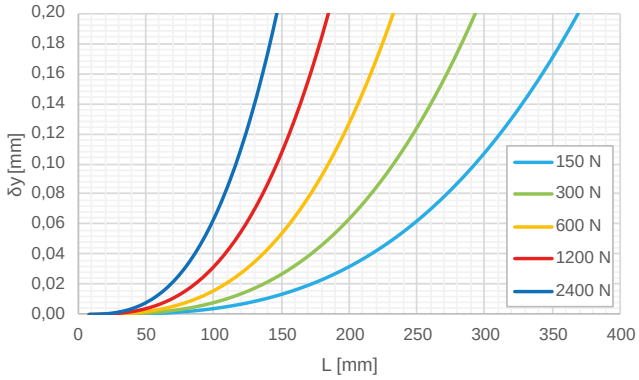

LIMITI STRUTTURALI /STRUCTURAL LIMITS

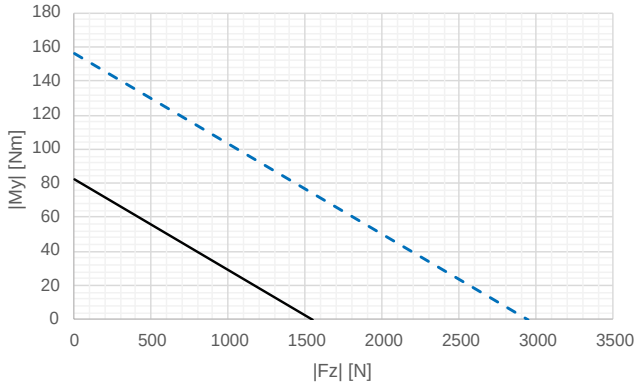

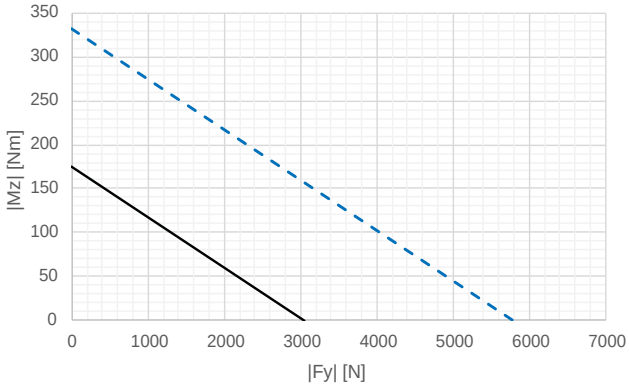

— Limite rottura a fatica: vita stimata superiore ai $10x10^6$ cicli col 99% probabilità. I grafici non possono essere combinati e valgono per: |Mx| <= 0.1 |My| e |Mx| <= 0.1 |Mz|.
Fatigue limit: estimated lifetime higher than $10x10^6$ cycles with 99% probability. Charts cannot be combined and are valid for: |Mx| <=0.1 |My| and |Mx| <=0.1 |Mz|.

--- Arresto d'emergenza max 100 volte nel corso della vita del prodotto.
Emergency stop max 100 times during service life.

Per casi di sollecitazione composta si faccia riferimento all'ufficio tecnico.
In case of combined stress contact our technical department.

MODELLO / MODEL

VER060FM

INFORMAZIONI TECNICHE / TECHNICAL INFORMATION

Massa base unità (corsa zero) *Unit's base mass (zero stroke)*	[Kg]	3,02
Massa lineare unità *Unit's linear mass*	[Kg/100mm]	0,57
Massa carro *Carriage's mass*	[Kg]	1,54
Velocità massima* *Maximum velocity*	[m/s]	4
Ripetibilità a vuoto *Unloaded repeatability*	[mm]	0,1
Sviluppo puleggia *Pulley's circumference*	[mm/giro]	125
Taglia cinghia *Belt's size*	[-]	25 AT 5
Forza massima di trazione sulla cinghia* *Maximum traction force on belt*	[N]	610
Momento principale d'inerzia Y *Principal moment of inertia Y*	[cm^4]	25
Momento principale d'inerzia Z *Principal moment of inertia Z*	[cm^4]	45

* I valori sono da considerarsi indicativi.
Prestazioni superiori sono possibili e vanno verificate col nostro ufficio tecnico.
Values should be considered as an indication.
Higher performance are possible. Please contact our technical department.

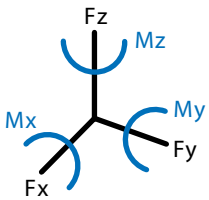

CARICO MASSIMO AMMISSIBILE / MAXIMUM PERMISSIBLE LOAD

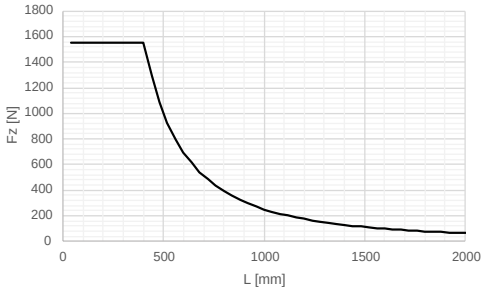

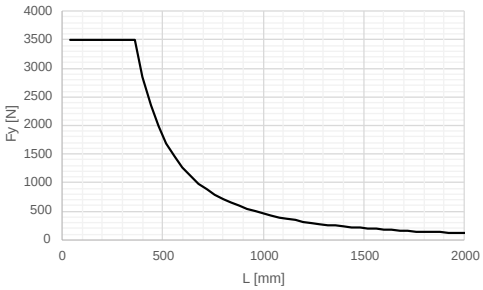

Sono rappresentati i carichi massimi applicabili in condizioni isostatiche, in appoggio, con vincolo torsionale semplice e carico in mezzeria.

Maximum load in isostatic condition centrally loaded.

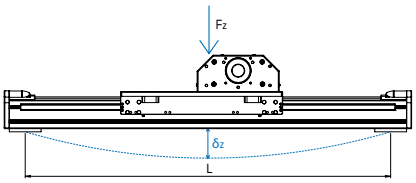

CARICO MASSIMO AMMISSIBILE / MAXIMUM PERMISSIBLE LOAD

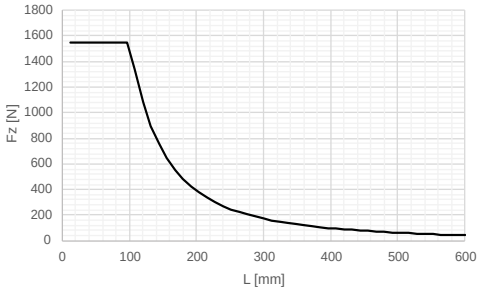

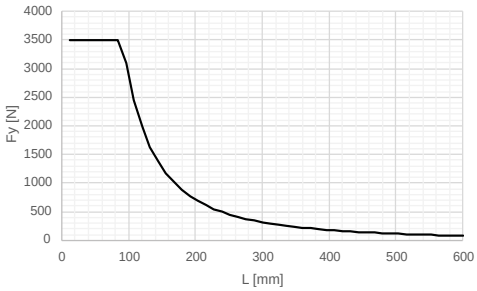

Sono rappresentati i carichi massimi applicabili in condizioni isostatiche, con vincolo rigido e carico all'estremità.

Maximum load in an isostatic cantilever loaded condition.

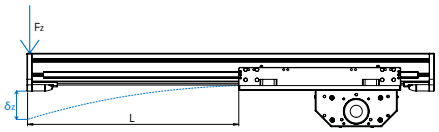

Si raccomanda di non superare i limiti dei grafici per non avere malfunzionamento dell'unità, peggioramento delle prestazioni o eccessiva usura.
We recommend not to exceed the maximum values to avoid lower performance, a reduced reliability and a big wear of the components.

DIMENSIONI / DIMENSIONS

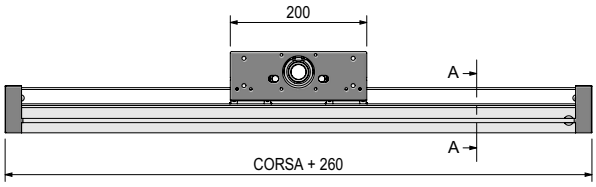



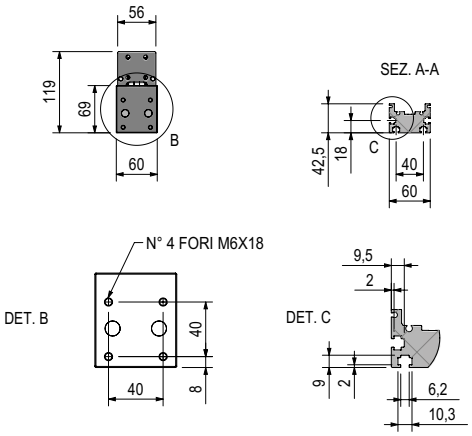

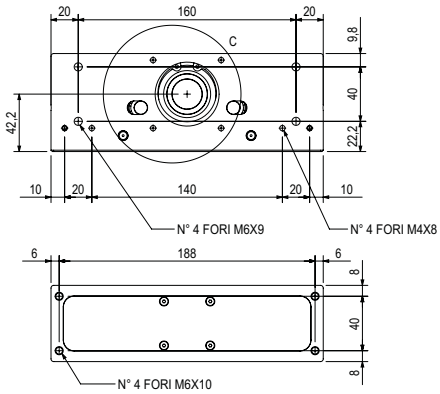

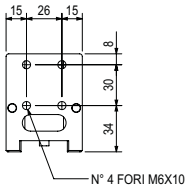

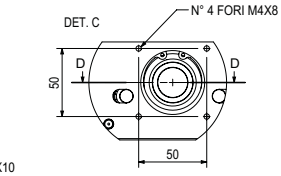

Tipologia interfaccia riduttore (2)
Gearbox interface type
Kit IF20

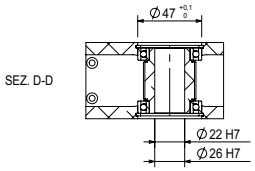

Configurazioni puleggia
Pulley configurations

	Accessori ***Accessories***	**Cinghia** ***Belt***	**Vite** ***Ballscrew***	**Cremagliera** ***Rack and pinion***
(1)	Riduttore *Gearbox*	x	x	x
(2)	Kit assiale *Axial kit*	x	x	x
(3)	Calettatore *Keyless Locking Device*	x		x
(4)	Albero di torsione *Torsion shaft*	x		x
(5)	Carro aggiuntivo *Additional carriage*	x		x
(6)	Giunto elastico *Elastic coupling*	x		
(7)	Freno stazionamento *Standing brake*	x		
(8)	Elemento fissaggio/tassello *Fastening/plug*	x	x	x
(9)	Kit rinvio *Transfer box*	x	x	
(10)	Supporto sensore/Camma *Sensor bracket/Camma*	x	x	x

Le Unità Damo sono disponibili con una vasta gamma di accessori e optional specifici concepiti per facilitare la realizzazione e installazione di sistemi monoasse e multiasse.

All Units are available with a wide range of accessories and specific options designed to simplify the construction and installation of single-axis and multi-axis systems.

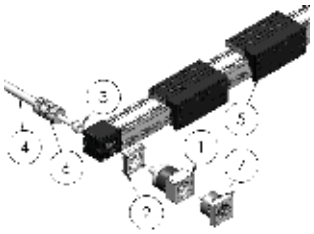

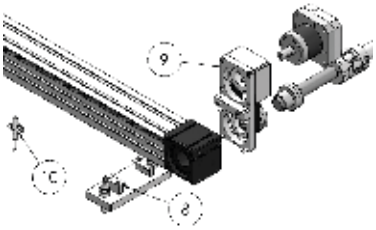

L'ufficio tecnico è a disposizione per la valutazione di applicazioni speciali e per analisi approfondite.
The technical department is available for the evaluation of special applications and for detailed analysis.

MODELLO / MODEL

VER060FM

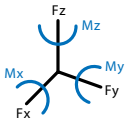

Sono rappresentate le deformazioni massime in condizioni isostatiche, in appoggio, con vincolo torsionale semplice e carico in mezzeria. La deformazione effettiva dipende dalle condizioni di vincolo e dalla combinazione di carico.

Maximum deflection in isostatic condition centrally loaded. Actual strain depends on constraint condition and load combination.

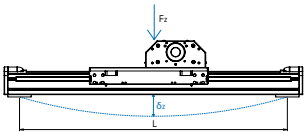

DEFORMAZIONE ELASTICA / ELASTIC DEFORMATION

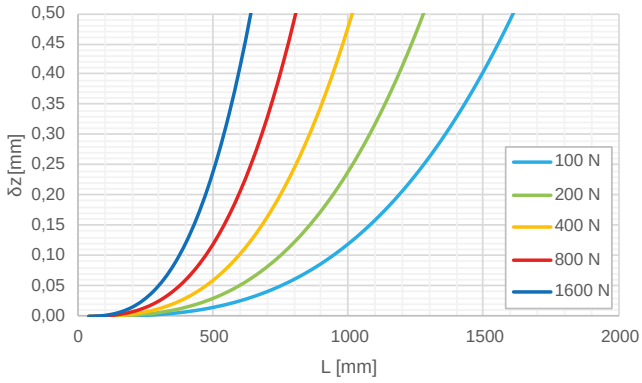

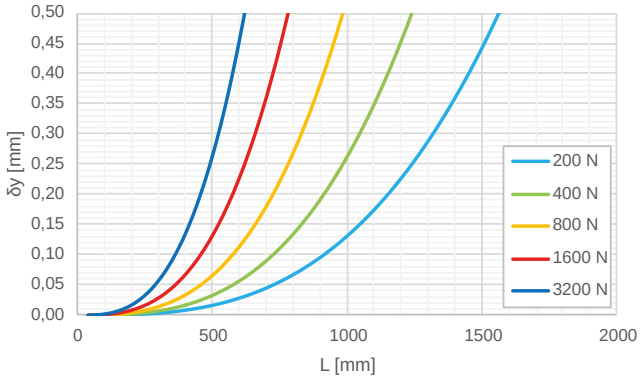

LIMITI STRUTTURALI /STRUCTURAL LIMITS

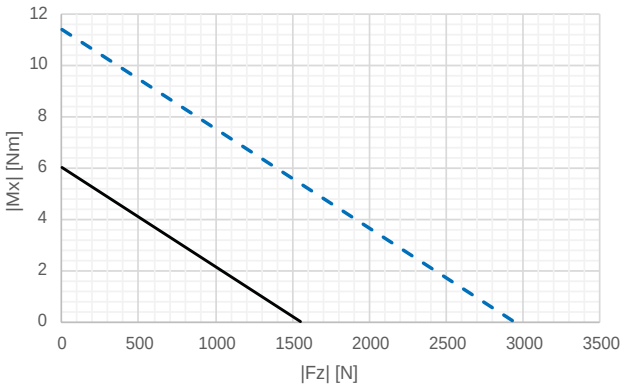

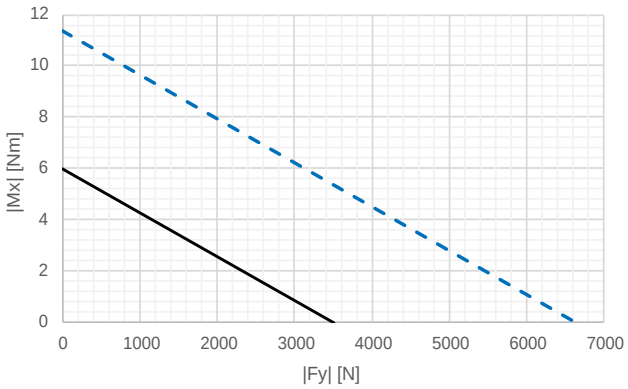

— Limite rottura a fatica: vita stimata superiore ai $10x10^6$ cicli col 99% probabilità. I grafici non possono essere combinati e valgono per: |Mx| <= 0.1 |My| e |Mx| <= 0.1 |Mz|.
Fatigue limit: estimated lifetime higher than $10x10^6$ cycles with 99% probability. Charts cannot be combined and are valid for: |Mx| <=0.1 |My| and |Mx| <=0.1 |Mz|.

--- Arresto d'emergenza max 100 volte nel corso della vita del prodotto.
Emergency stop max 100 times during service life.

Per casi di sollecitazione composta si faccia riferimento all'ufficio tecnico.
In case of combined stress contact our technical department.

MODELLO / MODEL

VER060FM

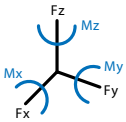

Sono rappresentate le deformazioni massime in condizioni isostatiche, con vincolo rigido e carico all'estremità. La deformazione effettiva dipende dalle condizioni di vincolo e dalla combinazione di carico.

Maximum deflection in an isostatic cantilever loaded condition. Actual strain depends on constraint condition and load combination.

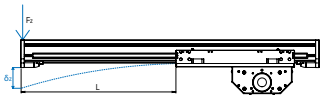

DEFORMAZIONE ELASTICA / ELASTIC DEFORMATION

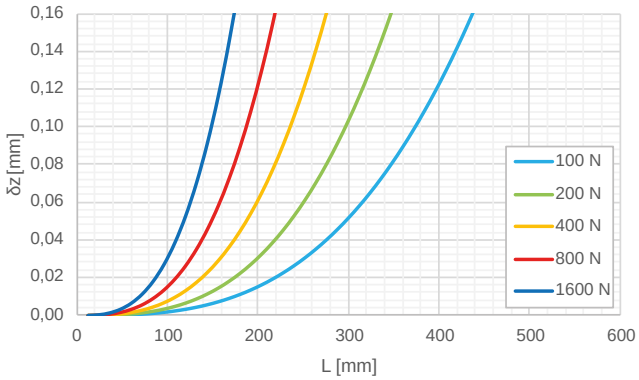

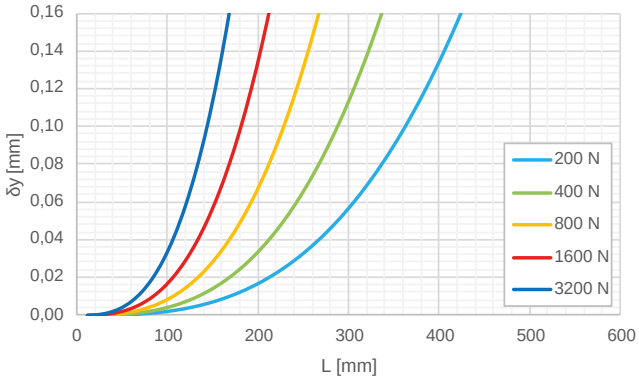

LIMITI STRUTTURALI /STRUTTURAL LIMITS

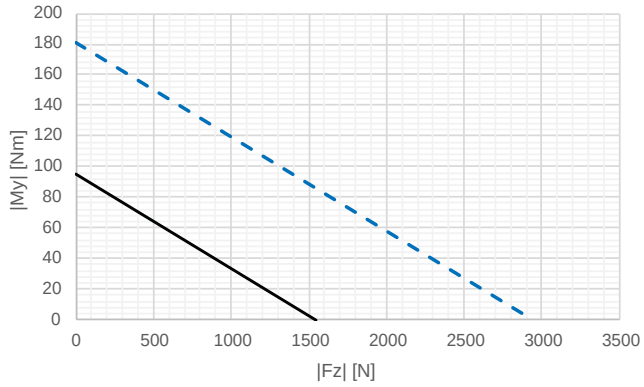

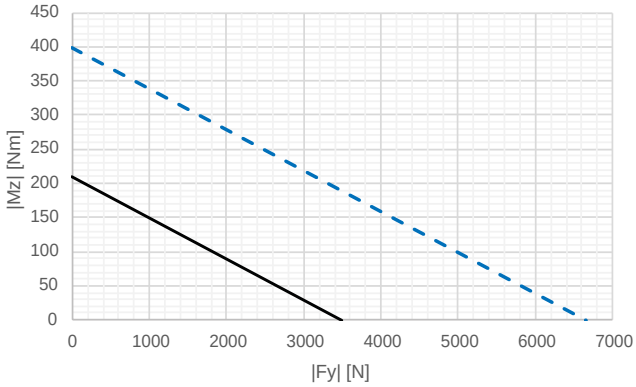

— Limite rottura a fatica: vita stimata superiore ai $10x10^6$ cicli col 99% probabilità. I grafici non possono essere combinati e valgono per: |Mx| <= 0.1 |My| e |Mx| <= 0.1 |Mz|.
Fatigue limit: estimated lifetime higher than $10x10^6$ cycles with 99% probability. Charts cannot be combined and are valid for: |Mx| <=0.1 |My| and |Mx| <=0.1 |Mz|.

- - - Arresto d'emergenza max 100 volte nel corso della vita del prodotto.
Emergency stop max 100 times during service life.

Per casi di sollecitazione composta si faccia riferimento all'ufficio tecnico.
In case of combined stress contact our technical department.

CODIFICA UNITÀ LINEARI
TYPE CODES

VER	065	FM	00800	-	XXX	-	XX

TIPO UNITÀ / MODEL

VER	Unità lineare a cinghia dentata *Belt driven linear unit*

TAGLIA / SIZE

065	Profilo larghezza 60 mm *Profile width 60 mm*

TIPOLOGIA CARRO / CARRIAGE TYPE

FM	Carro fisso monoguida e profilo mobile *Fixed carriage with single* *guide rail and mobile profile*

CORSA UTILE UNITÀ (mm) / EFFECTIVE STROKE (mm)

PULEGGIA (vedi versione puleggia) / PULLEY (view pulley version)

TIPOLOGIA CONFIGURAZIONE / CONFIGURATION TYPE

A	Configurazione standard *Standard configuration*
C	Configurazione personalizzata *Custom configuration*

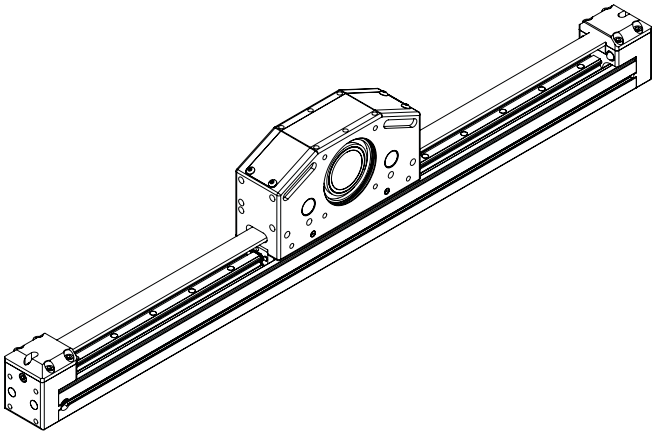

VERSIONE PULEGGIA / PULLEY VERSION

PULEGGIA / PULLEY

S42	Puleggia con foro Ø 26 mm a destra e Ø42 mm a sinistra *Pulley with hole Ø 26 mm on the right* *and Ø 42 mm on the left*
D42	Puleggia con foro Ø 26 mm a sinistra e Ø42 mm a destra *Pulley with hole Ø 26 mm on the left* *and Ø 42 mm on the right*
F47	Puleggia con foro passante Ø 47 *Pulley with hole Ø 47*

S42

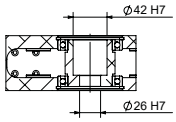

D42

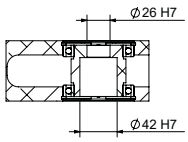

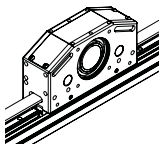

F47

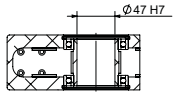

MODELLO / MODEL

VER065FM

INFORMAZIONI TECNICHE / TECHNICAL INFORMATION

Massa base unità (corsa zero) *Unit's base mass (zero stroke)*	[Kg]	5,9
Massa lineare unità *Unit's linear mass*	[Kg/100mm]	0,57
Massa carro *Carriage's mass*	[Kg]	3,11
Velocità massima* *Maximum velocity*	[m/s]	4
Ripetibilità a vuoto *Unloaded repeatability*	[mm]	0,1
Sviluppo puleggia *Pulley's circumference*	[mm/giro]	200
Taglia cinghia *Belt's size*	[-]	25 AT 10
Forza massima di trazione sulla cinghia* *Maximum traction force on belt*	[N]	1346
Momento principale d'inerzia Y *Principal moment of inertia Y*	[cm^4]	25
Momento principale d'inerzia Z *Principal moment of inertia Z*	[cm^4]	45

* I valori sono da considerarsi indicativi.
Prestazioni superiori sono possibili e vanno verificate col nostro ufficio tecnico.
Values should be considered as an indication.
Higher performance are possible. Please contact our technical department.



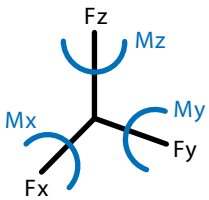

CARICO MASSIMO AMMISSIBILE / MAXIMUM PERMISSIBLE LOAD

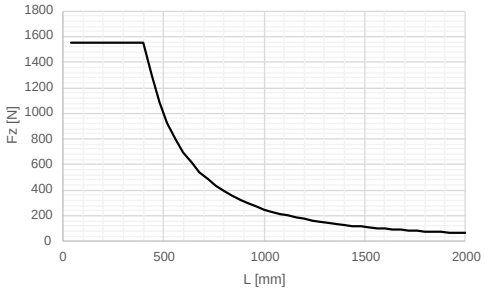

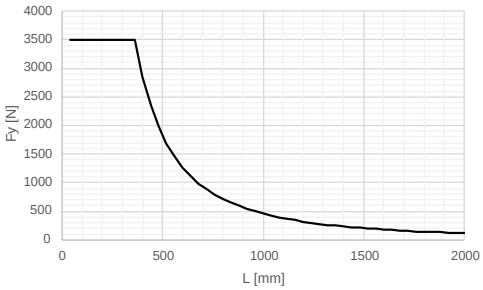

Sono rappresentati i carichi massimi applicabili in condizioni isostatiche, in appoggio, con vincolo torsionale semplice e carico in mezzeria.

Maximum load in isostatic condition centrally loaded.

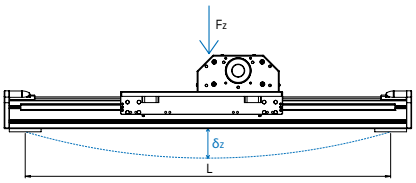

CARICO MASSIMO AMMISSIBILE / MAXIMUM PERMISSIBLE LOAD

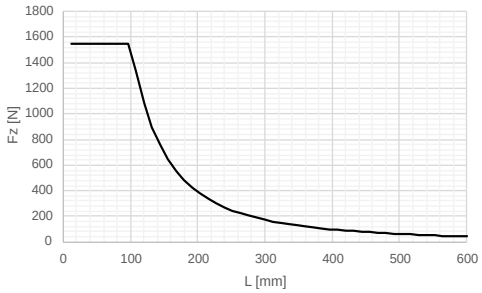

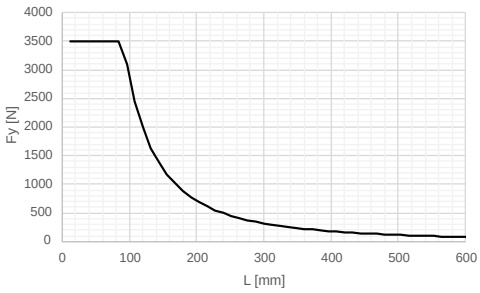

Sono rappresentati i carichi massimi applicabili in condizioni isostatiche, con vincolo rigido e carico all'estremità.

Maximum load in an isostatic cantilever loaded condition.

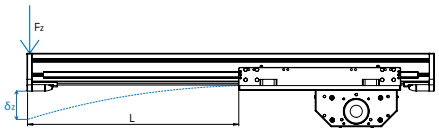

Si raccomanda di non superare i limiti dei grafici per non avere malfunzionamento dell'unità, peggioramento delle prestazioni o eccessiva usura.
We recommend not to exceed the maximum values to avoid lower performance, a reduced reliability and a big wear of the components.

DIMENSIONI / DIMENSIONS

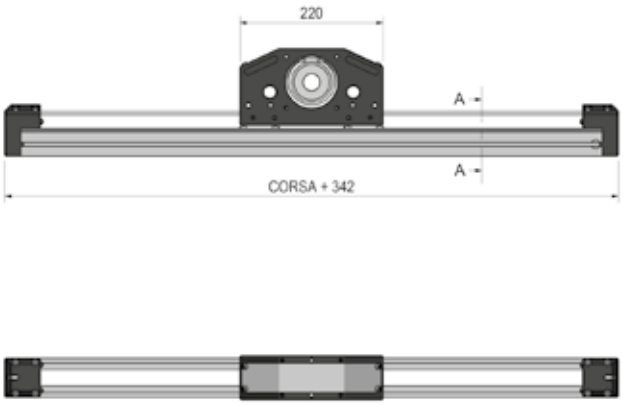

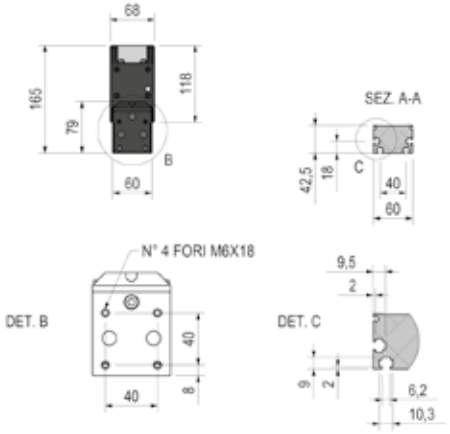

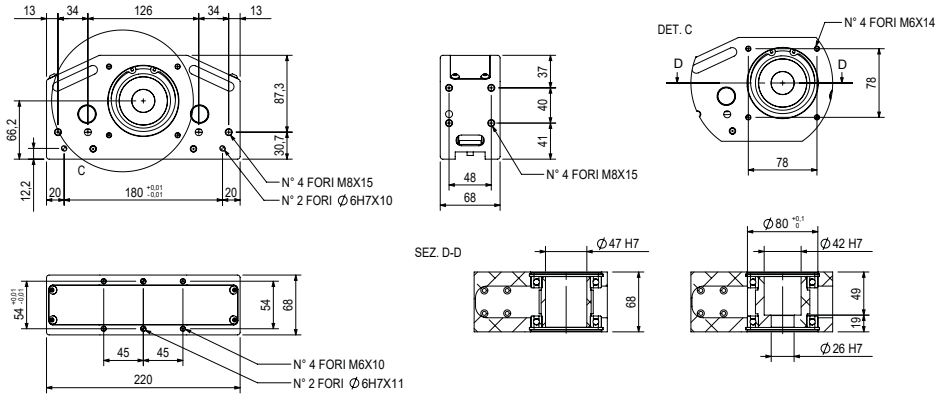

Tipologia interfaccia riduttore (2)
Gearbox interface type
Kit IF30

Configurazioni puleggia
Pulley configurations

Accessori ***Accessories***	**Cinghia** ***Belt***	**Vite** ***Ballscrew***	**Cremagliera** ***Rack and pinion***
(1) Riduttore *Gearbox*	x	x	x
(2) Kit assiale *Axial kit*	x	x	x
(3) Calettatore *Keyless Locking Device*	x		x
(4) Albero di torsione *Torsion shaft*	x		x
(5) Carro aggiuntivo *Additional carriage*	x		x
(6) Giunto elastico *Elastic coupling*	x		
(7) Freno stazionamento *Standing brake*	x		
(8) Elemento fissaggio/tassello *Fastening/plug*	x	x	x
(9) Kit rinvio *Transfer box*	x	x	
(10) Supporto sensore/Camma *Sensor bracket/Camma*	x	x	x

Le Unità Damo sono disponibili con una vasta gamma di accessori e optional specifici concepiti per facilitare la realizzazione e installazione di sistemi monoasse e multiasse.

All Units are available with a wide range of accessories and specific options designed to simplify the construction and installation of single-axis and multi-axis systems.

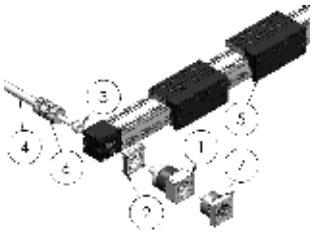

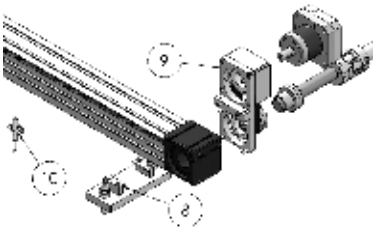

L'ufficio tecnico è a disposizione per la valutazione di applicazioni speciali e per analisi approfondite.
The technical department is available for the evaluation of special applications and for detailed analysis.

MODELLO / MODEL

VER065FM

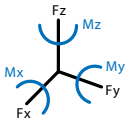

Sono rappresentate le deformazioni massime in condizioni isostatiche, in appoggio, con vincolo torsionale semplice e carico in mezzeria. La deformazione effettiva dipende dalle condizioni di vincolo e dalla combinazione di carico.

Maximum deflection in isostatic condition centrally loaded. Actual strain depends on constraint condition and load combination.

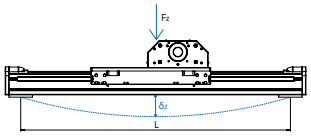

DEFORMAZIONE ELASTICA / ELASTIC DEFORMATION

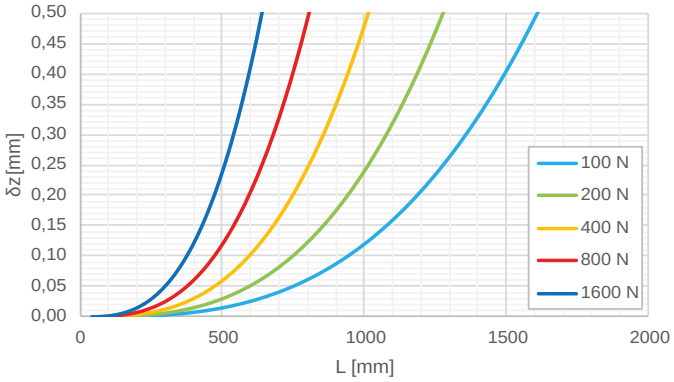

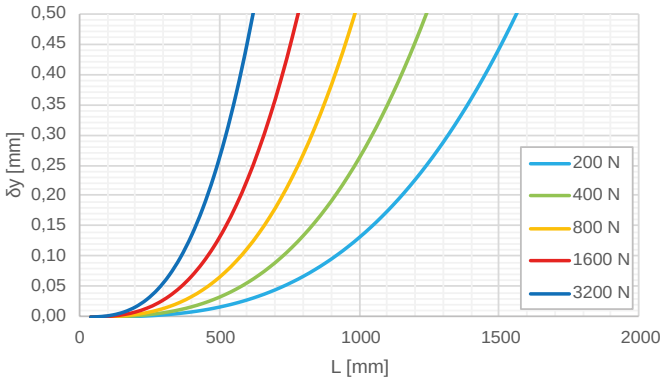

LIMITI STRUTTURALI /STRUCTURAL LIMITS

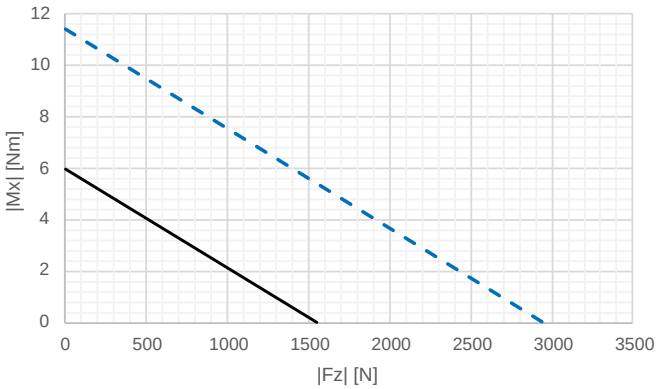

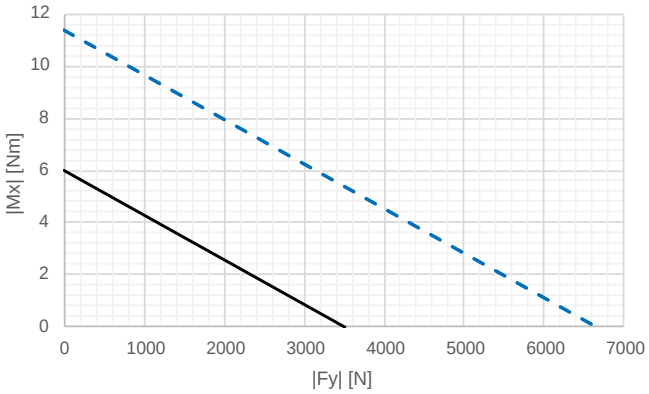

— Limite rottura a fatica: vita stimata superiore ai $10x10^6$ cicli col 99% probabilità. I grafici non possono essere combinati e valgono per: |Mx| <= 0.1 |My| e |Mx| <= 0.1 |Mz|.
Fatigue limit: estimated lifetime higher than $10x10^6$ cycles with 99% probability. Charts cannot be combined and are valid for: |Mx| <=0.1 |My| and |Mx| <=0.1 |Mz|.

--- Arresto d'emergenza max 100 volte nel corso della vita del prodotto.
Emergency stop max 100 times during service life.

Per casi di sollecitazione composta si faccia riferimento all'ufficio tecnico.
In case of combined stress contact our technical department.

MODELLO / MODEL

VER065FM

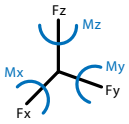

Sono rappresentate le deformazioni massime in condizioni isostatiche, con vincolo rigido e carico all'estremità. La deformazione effettiva dipende dalle condizioni di vincolo e dalla combinazione di carico.

Maximum deflection in an isostatic cantilever loaded condition. Actual strain depends on constraint condition and load combination.

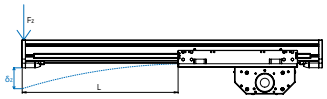

DEFORMAZIONE ELASTICA / ELASTIC DEFORMATION

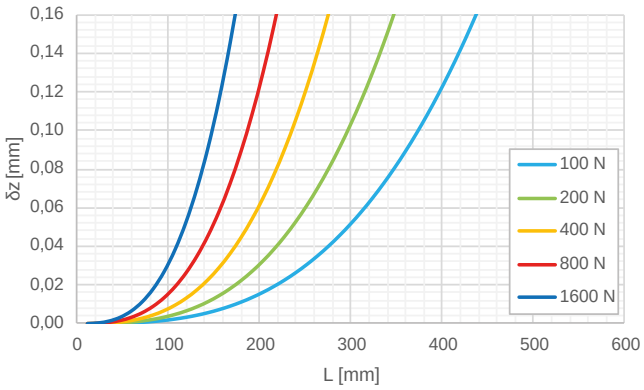

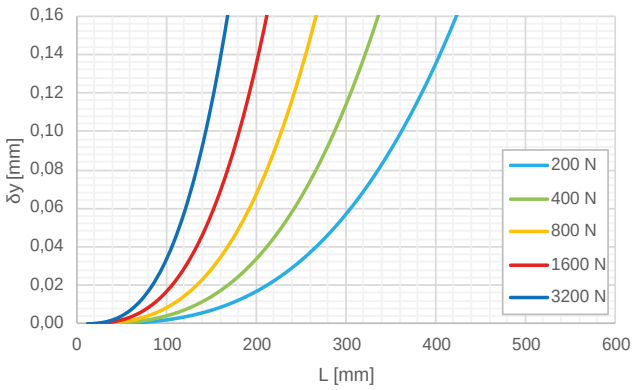

LIMITI STRUTTURALI /STRUCTURAL LIMITS

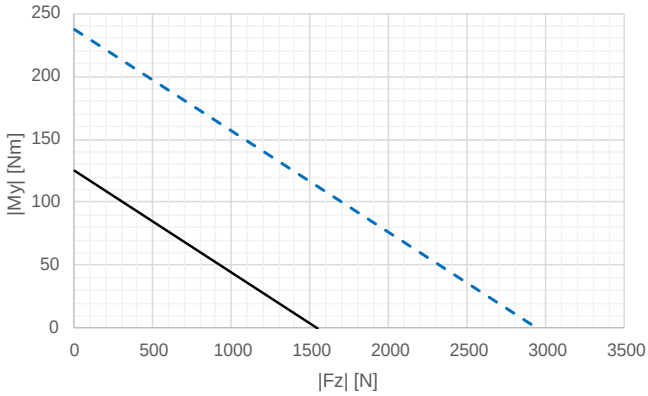

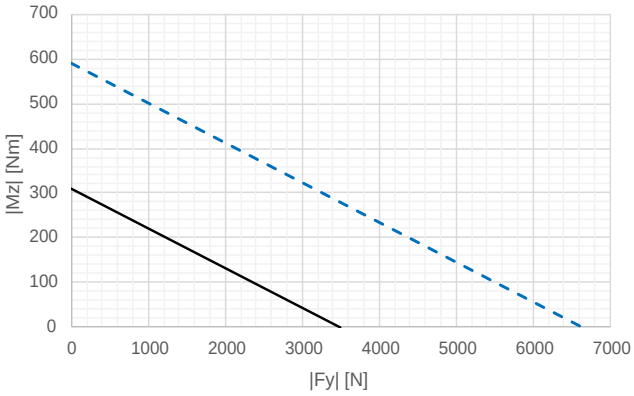

— Limite rottura a fatica: vita stimata superiore ai $10x10^6$ cicli col 99% probabilità. I grafici non possono essere combinati e valgono per: |Mx| <= 0.1 |My| e |Mx| <= 0.1 |Mz|.
Fatigue limit: estimated lifetime higher than $10x10^6$ cycles with 99% probability. Charts cannot be combined and are valid for: |Mx| <=0.1 |My| and |Mx| <=0.1 |Mz|.

--- Arresto d'emergenza max 100 volte nel corso della vita del prodotto.
Emergency stop max 100 times during service life.

Per casi di sollecitazione composta si faccia riferimento all'ufficio tecnico.
In case of combined stress contact our technical department.

CODIFICA UNITÀ LINEARI
TYPE CODES

VER 090 FM 00800 - XXX - XX

TIPO UNITÀ / MODEL

VER	Unità lineare a cinghia dentata *Belt driven linear unit*

TAGLIA / SIZE

090	Profilo larghezza 90 mm *Profile width 90 mm*

TIPOLOGIA CARRO / CARRIAGE TYPE

FM	Carro fisso monoguida e profilo mobile *Fixed carriage with single guide rail and mobile profile*

CORSA UTILE UNITÀ (mm) / EFFECTIVE STROKE (mm)

PULEGGIA (vedi versione puleggia) / PULLEY (view pulley version)

TIPOLOGIA CONFIGURAZIONE / CONFIGURATION TYPE

A	Configurazione standard *Standard configuration*
C	Configurazione personalizzata *Custom configuration*

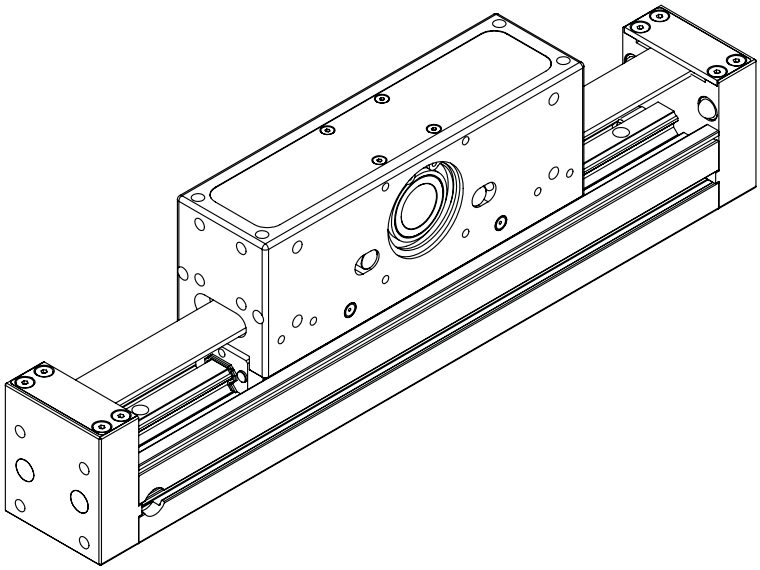

VERSIONE PULEGGIA / PULLEY VERSION

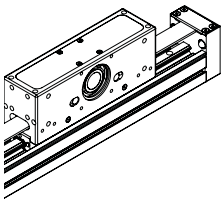

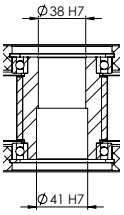

D41

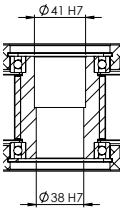

S41

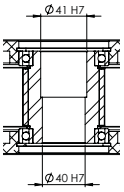

D40

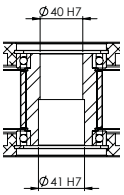

S40

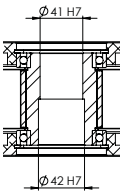

D42

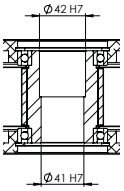

S42

PULEGGIA / PULLEY

D41	Puleggia con foro Ø 41 mm a destra e Ø 38 mm a sinistra *Pulley with hole Ø 41mm on the right and Ø 38 mm on the left*
S41	Puleggia con foro Ø 41 mm a sinistra e Ø 38 mm a destra *Pulley with hole Ø 41mm on the left and Ø 38 mm on the right*
D40	Puleggia con foro Ø 40 mm a destra e Ø 41 mm a sinistra *Pulley with hole Ø 40 mm on the right and Ø 41 mm on the left*
S40	Puleggia con foro Ø 40 mm a sinistra e Ø 41 mm a destra *Pulley with hole Ø 40 mm on the left and Ø 41 mm on the right*
D42	Puleggia con foro Ø 42 mm a destra e Ø 41 mm a sinistra *Pulley with hole Ø 42 mm on the right and Ø 41 mm on the left*
S42	Puleggia con foro Ø 42 mm a sinistra e Ø 41 mm a destra *Pulley with hole Ø 42 mm on the left and Ø 41 mm on the right*

MODELLO / MODEL

VER090FM

INFORMAZIONI TECNICHE / TECHNICAL INFORMATION

Massa base unità (corsa zero) *Unit's base mass (zero stroke)*	[Kg]	8,9
Massa lineare unità *Unit's linear mass*	[Kg/100mm]	1,29
Massa carro *Carriage's mass*	[Kg]	4,9
Velocità massima* *Maximum velocity*	[m/s]	4
Ripetibilità a vuoto *Unloaded repeatability*	[mm]	0,1
Sviluppo puleggia *Pulley's circumference*	[mm/giro]	220
Taglia cinghia *Belt's size*	[-]	50 AT 10
Forza massima di trazione sulla cinghia* *Maximum traction force on belt*	[N]	2892
Momento principale d'inerzia Y *Principal moment of inertia Y*	[cm^4]	203
Momento principale d'inerzia Z *Principal moment of inertia Z*	[cm^4]	278

* I valori sono da considerarsi indicativi.
Prestazioni superiori sono possibili e vanno verificate col nostro ufficio tecnico.
Values should be considered as an indication.
Higher performance are possible. Please contact our technical department.



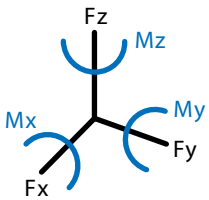

CARICO MASSIMO AMMISSIBILE / MAXIMUM PERMISSIBLE LOAD

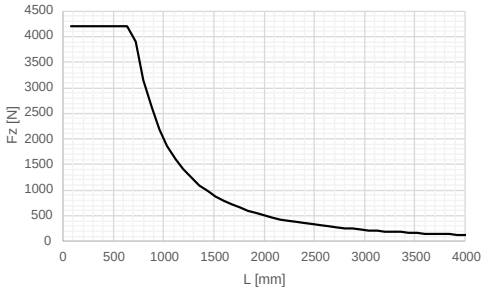

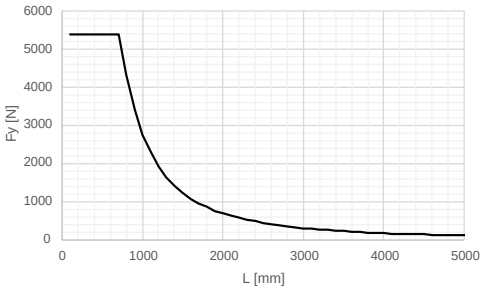

Sono rappresentati i carichi massimi applicabili in condizioni isostatiche, in appoggio, con vincolo torsionale semplice e carico in mezzeria.

Maximum load in isostatic condition centrally loaded.

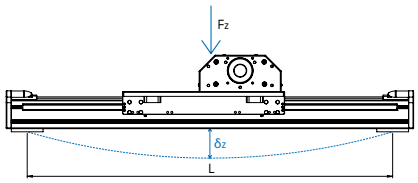

CARICO MASSIMO AMMISSIBILE / MAXIMUM PERMISSIBLE LOAD

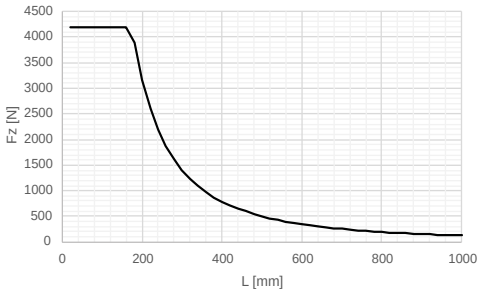

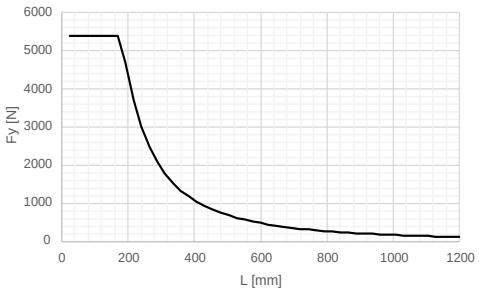

Sono rappresentati i carichi massimi applicabili in condizioni isostatiche, con vincolo rigido e carico all'estremità.

Maximum load in an isostatic cantilever loaded condition.

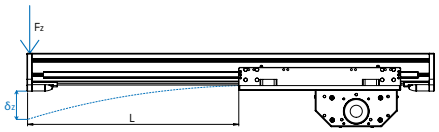

Si raccomanda di non superare i limiti dei grafici per non avere malfunzionamento dell'unità, peggioramento delle prestazioni o eccessiva usura.
We recommend not to exceed the maximum values to avoid lower performance, a reduced reliability and a big wear of the components.

DIMENSIONI / DIMENSIONS

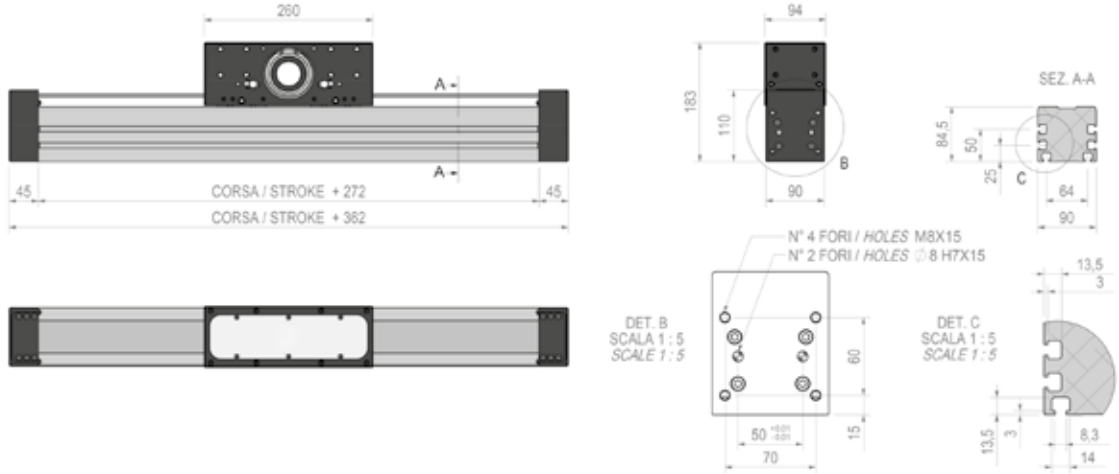

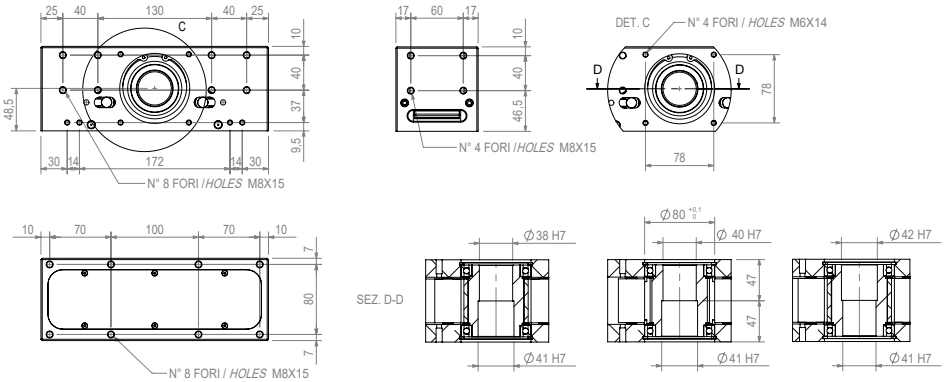

Tipologia interfaccia riduttore (2)
Gearbox interface type
Kit IF30

Configurazioni puleggia
Pulley configurations

	Accessori ***Accessories***	**Cinghia** ***Belt***	**Vite** ***Ballscrew***	**Cremagliera** ***Rack and pinion***
(1)	Riduttore *Gearbox*	x	x	x
(2)	Kit assiale *Axial kit*	x	x	x
(3)	Calettatore *Keyless Locking Device*	x		x
(4)	Albero di torsione *Torsion shaft*	x		x
(5)	Carro aggiuntivo *Additional carriage*	x		x
(6)	Giunto elastico *Elastic coupling*	x		
(7)	Freno stazionamento *Standing brake*	x		
(8)	Elemento fissaggio/tassello *Fastening/plug*	x	x	x
(9)	Kit rinvio *Transfer box*	x	x	
(10)	Supporto sensore/Camma *Sensor bracket/Camma*	x	x	x

Le Unità Damo sono disponibili con una vasta gamma di accessori e optional specifici concepiti per facilitare la realizzazione e installazione di sistemi monoasse e multiasse.

All Units are available with a wide range of accessories and specific options designed to simplify the construction and installation of single-axis and multi-axis systems.

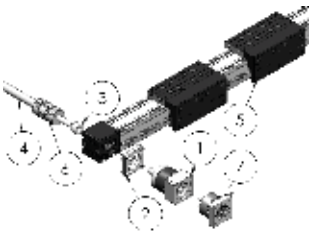

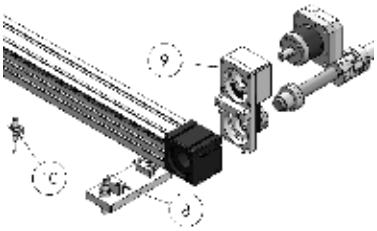

L'ufficio tecnico è a disposizione per la valutazione di applicazioni speciali e per analisi approfondite.
The technical department is available for the evaluation of special applications and for detailed analysis.

MODELLO / MODEL

VER090FM

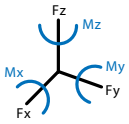

Sono rappresentate le deformazioni massime in condizioni isostatiche, in appoggio, con vincolo torsionale semplice e carico in mezzeria. La deformazione effettiva dipende dalle condizioni di vincolo e dalla combinazione di carico.

Maximum deflection in isostatic condition centrally loaded. Actual strain depends on constraint condition and load combination.

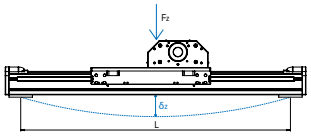

DEFORMAZIONE ELASTICA / ELASTIC DEFORMATION

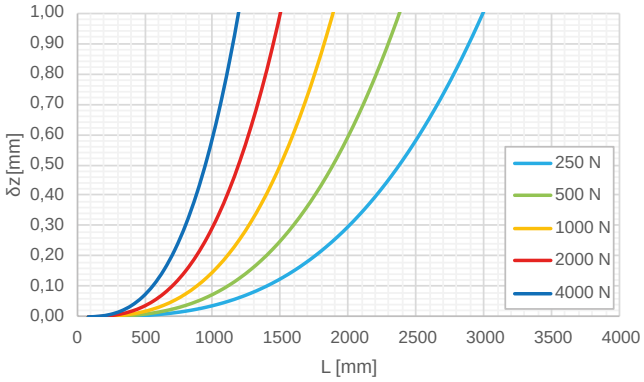

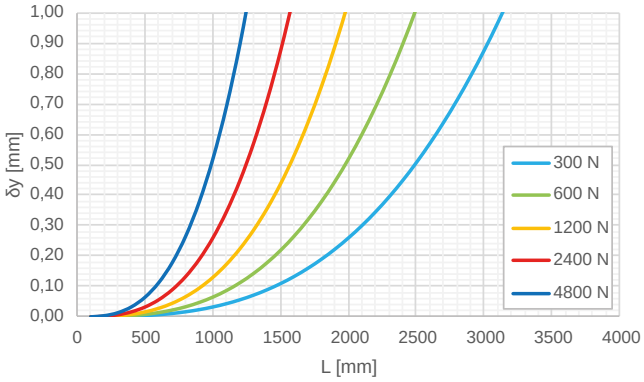

LIMITI STRUTTURALI /STRUCTURAL LIMITS

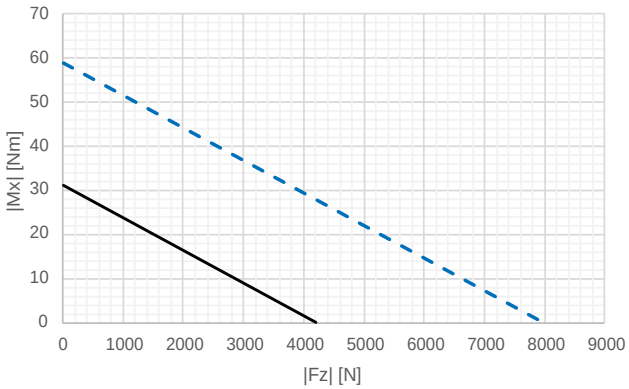

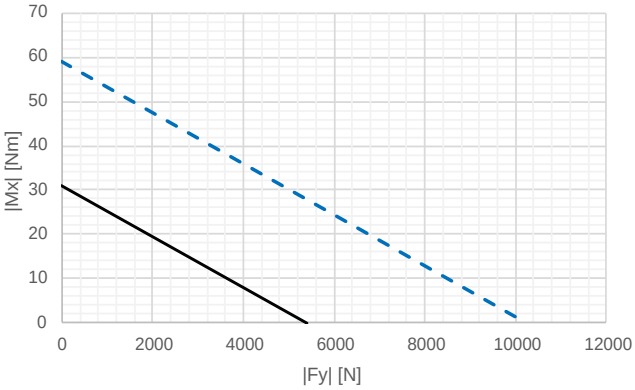

— Limite rottura a fatica: vita stimata superiore ai $10x10^6$ cicli col 99% probabilità. I grafici non possono essere combinati e valgono per: |Mx| <= 0.1 |My| e |Mx| <= 0.1 |Mz|.
Fatigue limit: estimated lifetime higher than $10x10^6$ cycles with 99% probability. Charts cannot be combined and are valid for: |Mx| <=0.1 |My| and |Mx| <=0.1 |Mz|.

--- Arresto d'emergenza max 100 volte nel corso della vita del prodotto.
Emergency stop max 100 times during service life.

Per casi di sollecitazione composta si faccia riferimento all'ufficio tecnico.
In case of combined stress contact our technical department.

MODELLO / MODEL

VER090FM

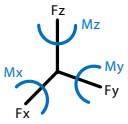

Sono rappresentate le deformazioni massime in condizioni isostatiche, con vincolo rigido e carico all'estremità. La deformazione effettiva dipende dalle condizioni di vincolo e dalla combinazione di carico.

Maximum deflection in an isostatic cantilever loaded condition. Actual strain depends on constraint condition and load combination.

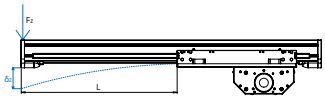

DEFORMAZIONE ELASTICA / ELASTIC DEFORMATION

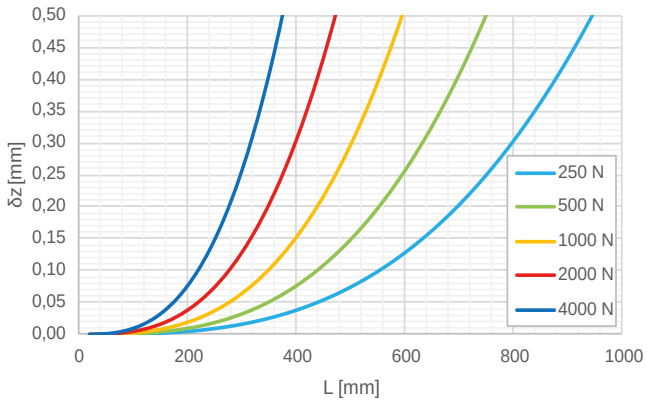

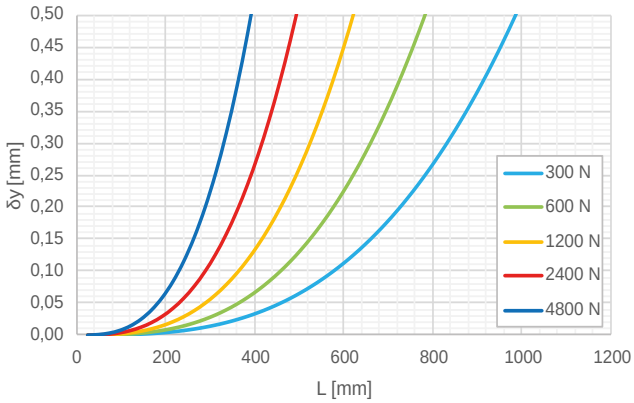

LIMITI STRUTTURALI /STRUCTURAL LIMITS

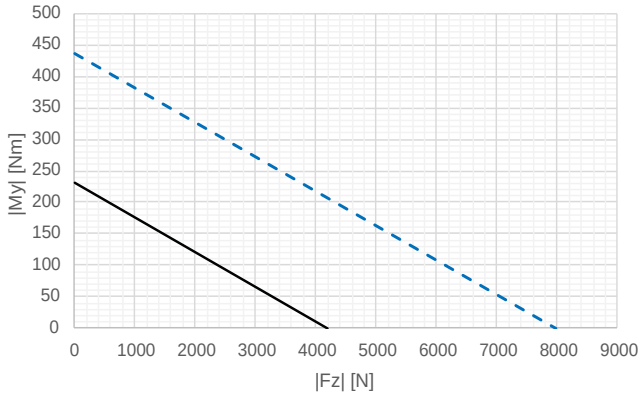

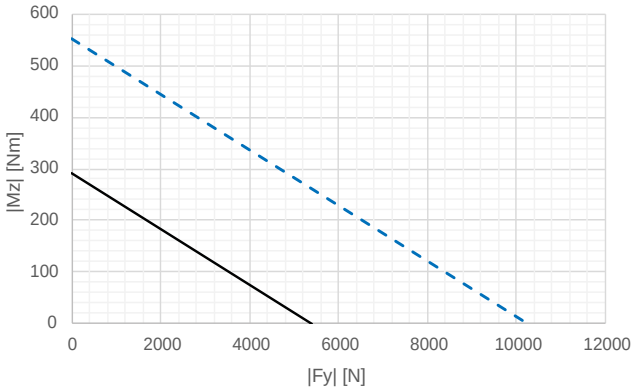

— Limite rottura a fatica: vita stimata superiore ai $10x10^6$ cicli col 99% probabilità. I grafici non possono essere combinati e valgono per: |Mx| <= 0.1 |My| e |Mx| <= 0.1 |Mz|.
Fatigue limit: estimated lifetime higher than $10x10^6$ cycles with 99% probability. Charts cannot be combined and are valid for: |Mx| <=0.1 |My| and |Mx| <=0.1 |Mz|.

--- Arresto d'emergenza max 100 volte nel corso della vita del prodotto.
Emergency stop max 100 times during service life.

Per casi di sollecitazione composta si faccia riferimento all'ufficio tecnico.
In case of combined stress contact our technical department.

CODIFICA UNITÀ LINEARI
TYPE CODES

VER 060 FBS 00800 - XXX - XX

TIPO UNITÀ / MODEL

VER	Unità lineare a cinghia dentata *Belt driven linear unit*

TAGLIA / SIZE

060	Profilo larghezza 60 mm *Profile width 60 mm*
090	Profilo larghezza 90 mm *Profile width 90 mm*
120	Profilo larghezza 120 mm *Profile width 120 mm*
150	Profilo larghezza 150 mm *Profile width 150 mm*

TIPOLOGIA CARRO / CARRIAGE TYPE

FBS	Carro fisso biguida laterale e profilo mobile *Fixed carriage with lateral dual guide rail and mobile profile*

CORSA UTILE UNITÀ (mm) / EFFECTIVE STROKE (mm)

PULEGGIA (vedi versione puleggia) / PULLEY (view pulley version)

TIPOLOGIA CONFIGURAZIONE / CONFIGURATION TYPE

A	Configurazione standard *Standard configuration*
C	Configurazione personalizzata *Custom configuration*

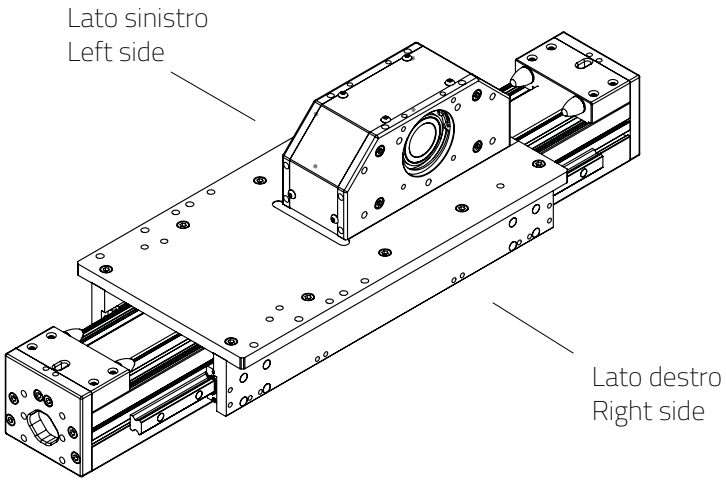

VERSIONE PULEGGIA / PULLEY VERSION

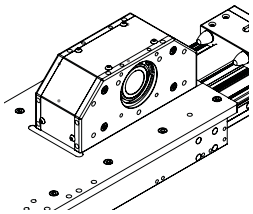

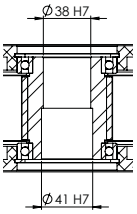

D41

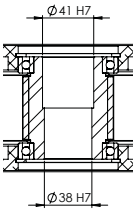

S41

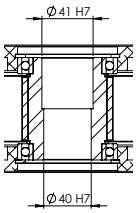

D40

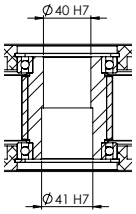

S40

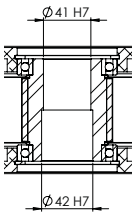

D42

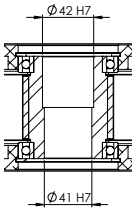

S42

PULEGGIA / PULLEY

D41	Puleggia con foro Ø 41 mm a destra e Ø 38 mm a sinistra *Pulley with hole Ø 41 mm on the right and Ø 38 mm on the left*
S41	Puleggia con foro Ø 41 mm a sinistra e Ø 38 mm a destra *Pulley with hole Ø 41mm on the left and Ø 38 mm on the right*
D40	Puleggia con foro Ø 40 mm a destra e Ø 41 mm a sinistra *Pulley with hole Ø 40 mm on the right and Ø 41 mm on the left*
S40	Puleggia con foro Ø 40 mm a sinistra e Ø 41 mm a destra *Pulley with hole Ø 40 mm on the left and Ø 41 mm on the right*
D42	Puleggia con foro Ø 42 mm a destra e Ø 41 mm a sinistra *Pulley with hole Ø 42 mm on the right and Ø 41 mm on the left*
S42	Puleggia con foro Ø 42 mm a sinistra e Ø 41 mm a destra *Pulley with hole Ø 42 mm on the left and Ø 41 mm on the right*

MODELLO / MODEL

VER060FBS

INFORMAZIONI TECNICHE / TECHNICAL INFORMATION

Massa base unità (corsa zero) *Unit's base mass (zero stroke)*	[Kg]	12,25
Massa lineare unità *Unit's linear mass*	[Kg/100mm]	0,64
Massa carro *Carriage's mass*	[Kg]	8,85
Velocità massima* *Maximum velocity*	[m/s]	4
Ripetibilità a vuoto *Unloaded repeatability*	[mm]	0,1
Sviluppo puleggia *Pulley's circumference*	[mm/giro]	220
Taglia cinghia *Belt's size*	[-]	32 AT 10
Forza massima di trazione sulla cinghia* *Maximum traction force on belt*	[N]	1740
Momento principale d'inerzia Y *Principal moment of inertia Y*	[cm^4]	37
Momento principale d'inerzia Z *Principal moment of inertia Z*	[cm^4]	206

* I valori sono da considerarsi indicativi.
Prestazioni superiori sono possibili e vanno verificate col nostro ufficio tecnico.
Values should be considered as an indication.
Higher performance are possible. Please contact our technical department.



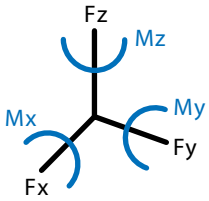

CARICO MASSIMO AMMISSIBILE / MAXIMUM PERMISSIBLE LOAD

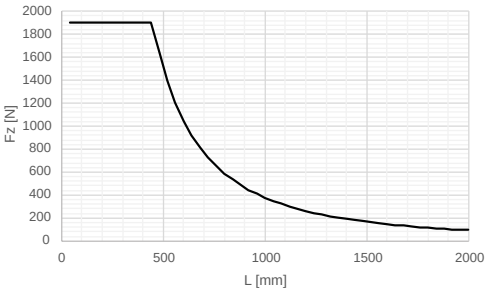

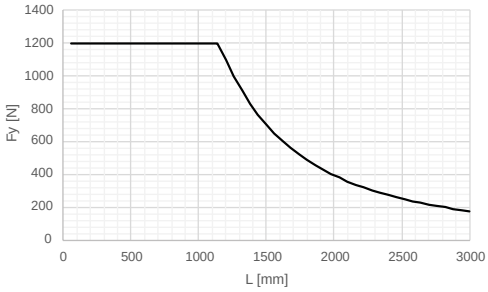

Sono rappresentati i carichi massimi applicabili in condizioni isostatiche, in appoggio, con vincolo torsionale semplice e carico in mezzeria.

Maximum load in isostatic condition centrally loaded.

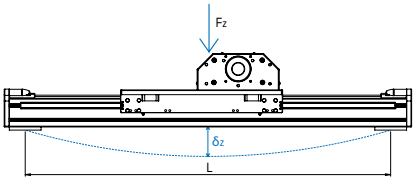

CARICO MASSIMO AMMISSIBILE / MAXIMUM PERMISSIBLE LOAD

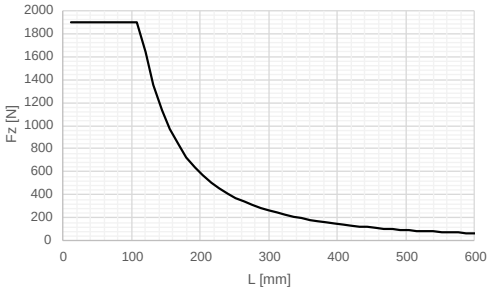

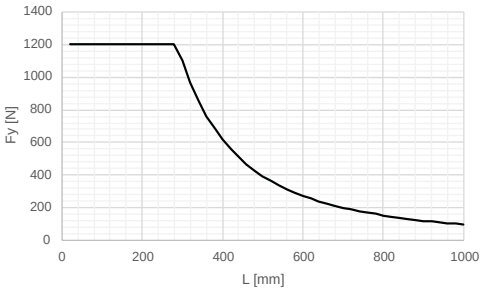

Sono rappresentati i carichi massimi applicabili in condizioni isostatiche, con vincolo rigido e carico all'estremità.

Maximum load in an isostatic cantilever loaded condition.

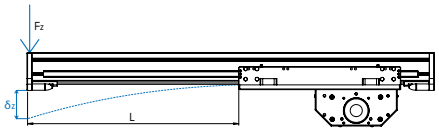

Si raccomanda di non superare i limiti dei grafici per non avere malfunzionamento dell'unità, peggioramento delle prestazioni o eccessiva usura.
We recommend not to exceed the maximum values to avoid lower performance, a reduced reliability and a big wear of the components.

DIMENSIONI / DIMENSIONS

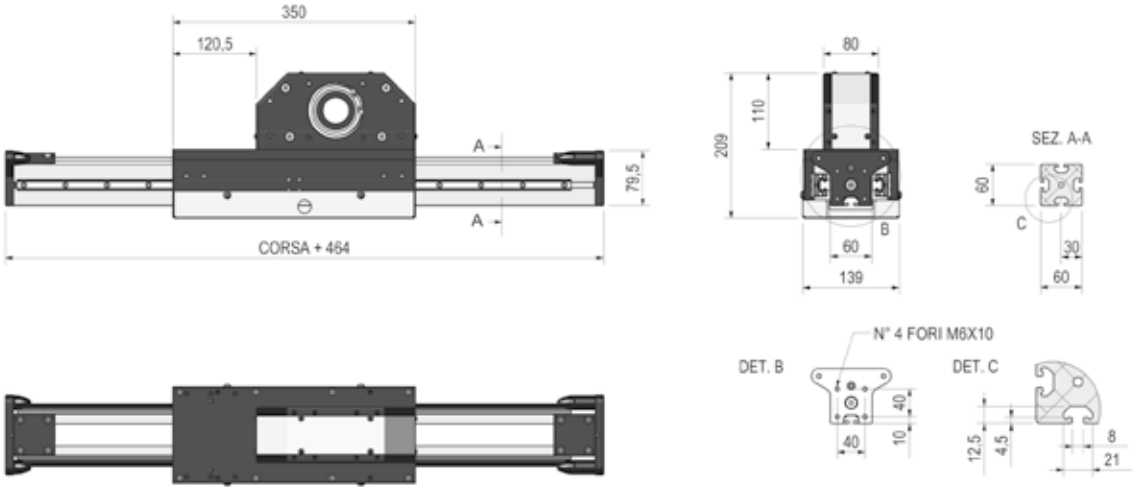

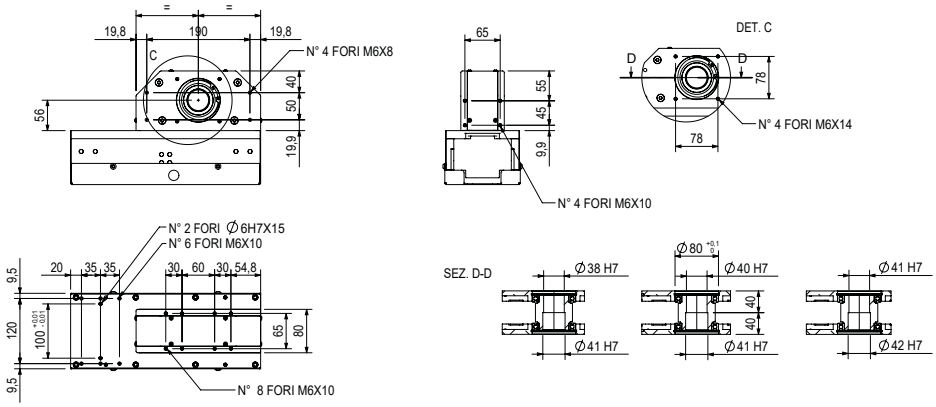

Tipologia interfaccia riduttore (2)
Gearbox interface type
Kit IF30

Configurazioni puleggia
Pulley configurations

	Accessori ***Accessories***	**Cinghia** ***Belt***	**Vite** ***Ballscrew***	**Cremagliera** ***Rack and pinion***
(1)	Riduttore *Gearbox*	x	x	x
(2)	Kit assiale *Axial kit*	x	x	x
(3)	Calettatore *Keyless Locking Device*	x		x
(4)	Albero di torsione *Torsion shaft*	x		x
(5)	Carro aggiuntivo *Additional carriage*	x		x
(6)	Giunto elastico *Elastic coupling*	x		
(7)	Freno stazionamento *Standing brake*	x		
(8)	Elemento fissaggio/tassello *Fastening/plug*	x	x	x
(9)	Kit rinvio *Transfer box*	x	x	
(10)	Supporto sensore/Camma *Sensor bracket/Camma*	x	x	x

Le Unità Damo sono disponibili con una vasta gamma di accessori e optional specifici concepiti per facilitare la realizzazione e installazione di sistemi monoasse e multiasse.

All Units are available with a wide range of accessories and specific options designed to simplify the construction and installation of single-axis and multi-axis systems.

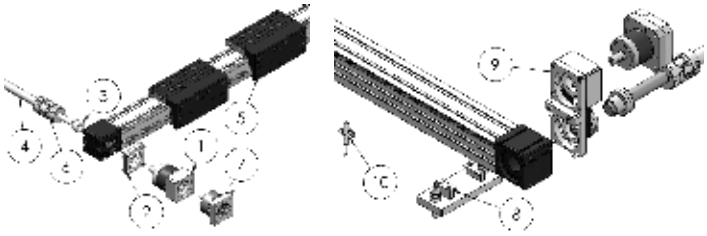

L'ufficio tecnico è a disposizione per la valutazione di applicazioni speciali e per analisi approfondite.
The technical department is available for the evaluation of special applications and for detailed analysis.

MODELLO / MODEL

VER060FBS

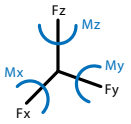

Sono rappresentate le deformazioni massime in condizioni isostatiche, in appoggio, con vincolo torsionale semplice e carico in mezzeria. La deformazione effettiva dipende dalle condizioni di vincolo e dalla combinazione di carico.

Maximum deflection in isostatic condition centrally loaded. Actual strain depends on constraint condition and load combination.

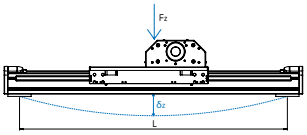

DEFORMAZIONE ELASTICA / ELASTIC DEFORMATION

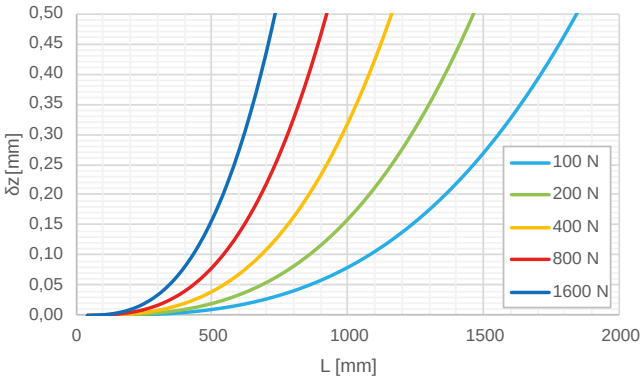

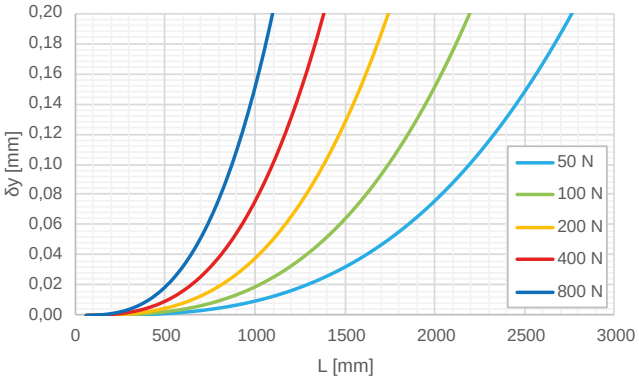

LIMITI STRUTTURALI /STRUCTURAL LIMITS

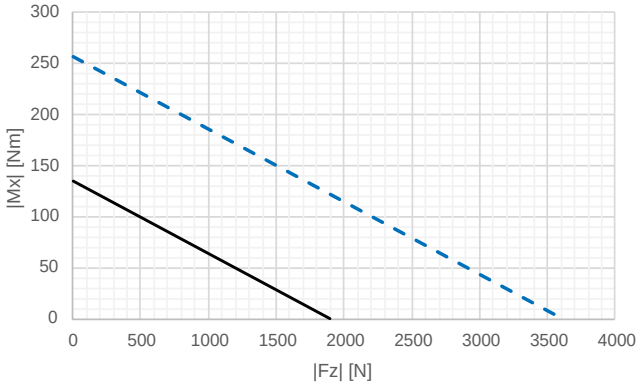

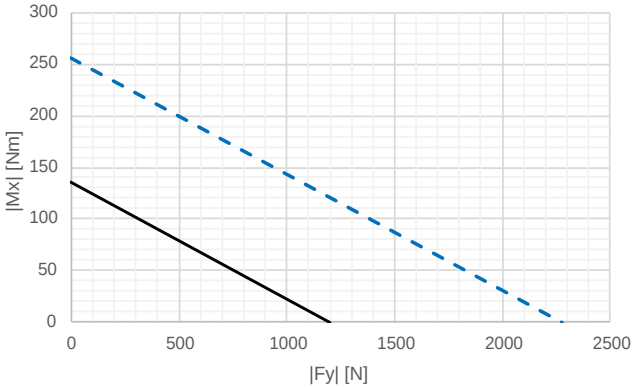

— Limite rottura a fatica: vita stimata superiore ai $10x10^6$ cicli col 99% probabilità. I grafici non possono essere combinati e valgono per: |Mx| <= 0.1 |My| e |Mx| <= 0.1 |Mz|.
Fatigue limit: estimated lifetime higher than $10x10^6$ cycles with 99% probability. Charts cannot be combined and are valid for: |Mx| <=0.1 |My| and |Mx| <=0.1 |Mz|.

--- Arresto d'emergenza max 100 volte nel corso della vita del prodotto.
Emergency stop max 100 times during service life.

Per casi di sollecitazione composta si faccia riferimento all'ufficio tecnico.
In case of combined stress contact our technical department.

MODELLO / MODEL

VER060FBS

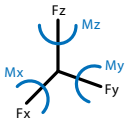

Sono rappresentate le deformazioni massime in condizioni isostatiche, con vincolo rigido e carico all'estremità. La deformazione effettiva dipende dalle condizioni di vincolo e dalla combinazione di carico.

Maximum deflection in an isostatic cantilever loaded condition. Actual strain depends on constraint condition and load combination.

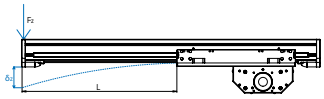

DEFORMAZIONE ELASTICA / ELASTIC DEFORMATION

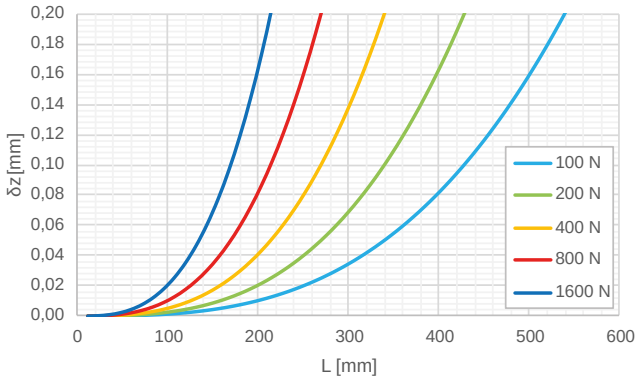

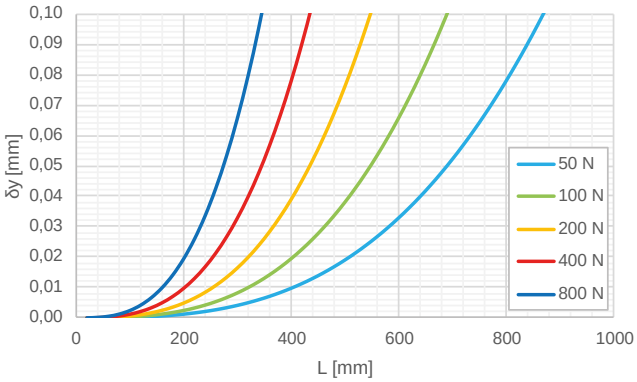

LIMITI STRUTTURALI /STRUCTURAL LIMITS

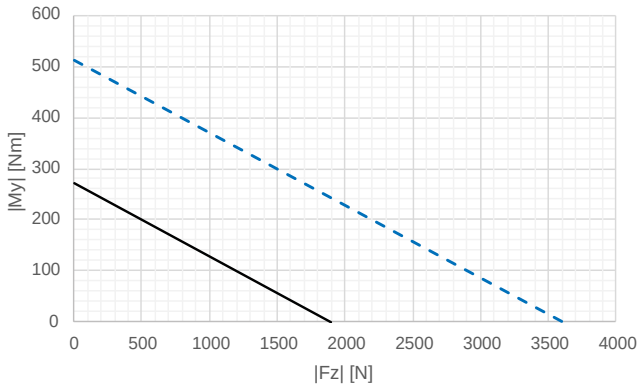

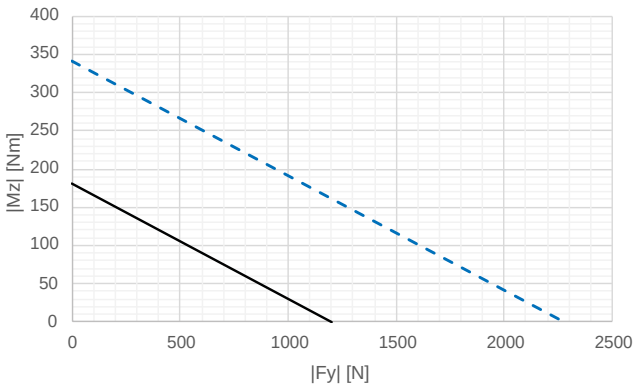

— Limite rottura a fatica: vita stimata superiore ai $10x10^6$ cicli col 99% probabilità. I grafici non possono essere combinati e valgono per: |Mx| <= 0.1 |My| e |Mx| <= 0.1 |Mz|.
Fatigue limit: estimated lifetime higher than $10x10^6$ cycles with 99% probability. Charts cannot be combined and are valid for: |Mx| <=0.1 |My| and |Mx| <=0.1 |Mz|.

--- Arresto d'emergenza max 100 volte nel corso della vita del prodotto.
Emergency stop max 100 times during service life.

Per casi di sollecitazione composta si faccia riferimento all'ufficio tecnico.
In case of combined stress contact our technical department.

MODELLO / MODEL

VER090FBS

INFORMAZIONI TECNICHE / TECHNICAL INFORMATION

Massa base unità (corsa zero) *Unit's base mass (zero stroke)*	[Kg]	23,5
Massa lineare unità *Unit's linear mass*	[Kg/100mm]	1,02
Massa carro *Carriage's mass*	[Kg]	15,65
Velocità massima* *Maximum velocity*	[m/s]	4
Ripetibilità a vuoto *Unloaded repeatability*	[mm]	0,1
Sviluppo puleggia *Pulley's circumference*	[mm/giro]	220
Taglia cinghia *Belt's size*	[-]	50 AT 10
Forza massima di trazione sulla cinghia* *Maximum traction force on belt*	[N]	2892
Momento principale d'inerzia Y *Principal moment of inertia Y*	[cm^4]	234
Momento principale d'inerzia Z *Principal moment of inertia Z*	[cm^4]	719

* I valori sono da considerarsi indicativi.
Prestazioni superiori sono possibili e vanno verificate col nostro ufficio tecnico.
Values should be considered as an indication.
Higher performance are possible. Please contact our technical department.



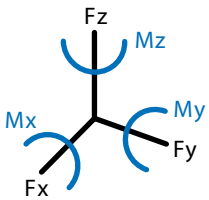

CARICO MASSIMO AMMISSIBILE / MAXIMUM PERMISSIBLE LOAD

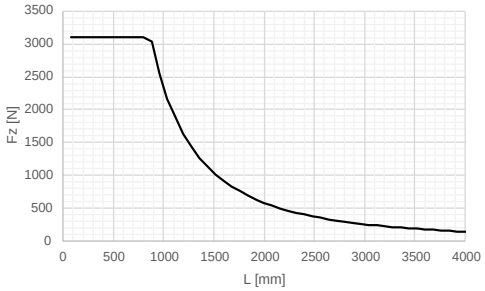

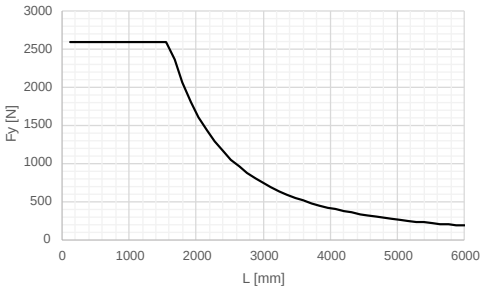

Sono rappresentati i carichi massimi applicabili in condizioni isostatiche, in appoggio, con vincolo torsionale semplice e carico in mezzeria.

Maximum load in isostatic condition centrally loaded.

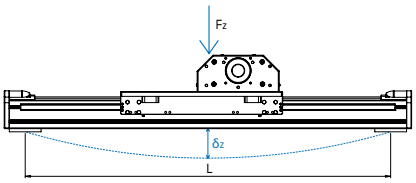

CARICO MASSIMO AMMISSIBILE / MAXIMUM PERMISSIBLE LOAD

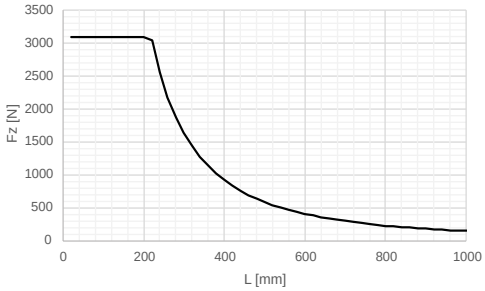

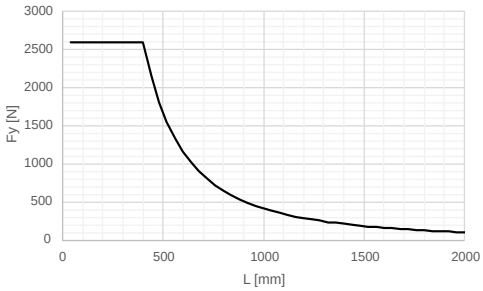

Sono rappresentati i carichi massimi applicabili in condizioni isostatiche, con vincolo rigido e carico all'estremità.

Maximum load in an isostatic cantilever loaded condition.

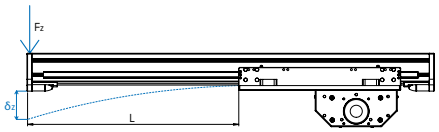

Si raccomanda di non superare i limiti dei grafici per non avere malfunzionamento dell'unità, peggioramento delle prestazioni o eccessiva usura.
We recommend not to exceed the maximum values to avoid lower performance, a reduced reliability and a big wear of the components.

DIMENSIONI / DIMENSIONS

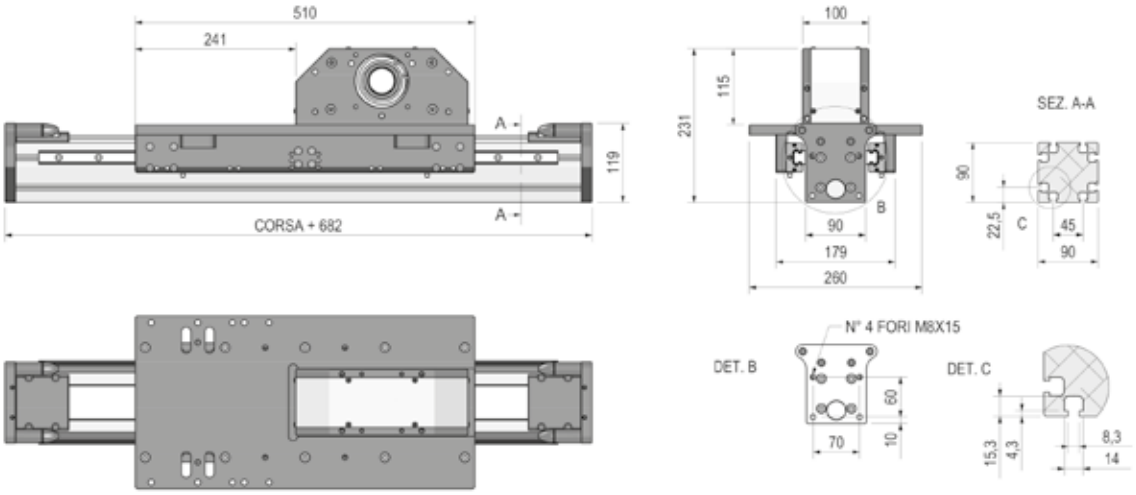

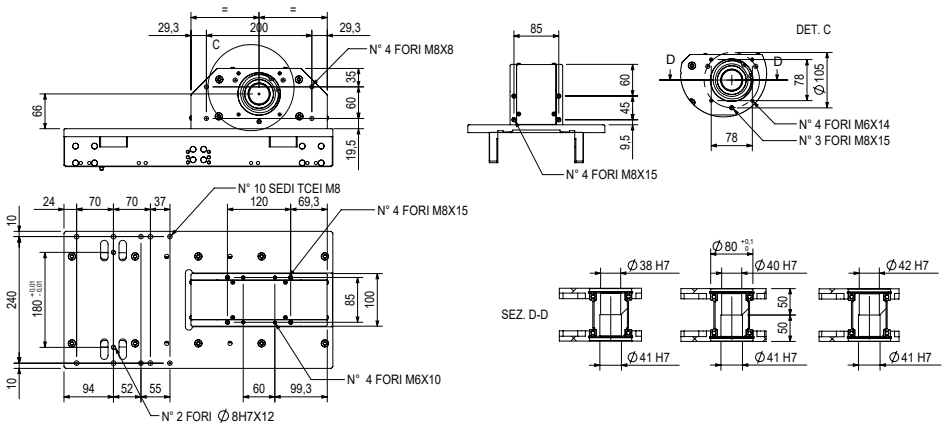

Tipologia interfaccia riduttore (2)
Gearbox interface type
Kit IF30

Configurazioni puleggia
Pulley configurations

Accessori ***Accessories***	**Cinghia** ***Belt***	**Vite** ***Ballscrew***	**Cremagliera** ***Rack and pinion***
(1) Riduttore *Gearbox*	x	x	x
(2) Kit assiale *Axial kit*	x	x	x
(3) Calettatore *Keyless Locking Device*	x		x
(4) Albero di torsione *Torsion shaft*	x		x
(5) Carro aggiuntivo *Additional carriage*	x		x
(6) Giunto elastico *Elastic coupling*	x		
(7) Freno stazionamento *Standing brake*	x		
(8) Elemento fissaggio/tassello *Fastening/plug*	x	x	x
(9) Kit rinvio *Transfer box*	x	x	
(10) Supporto sensore/Camma *Sensor bracket/Camma*	x	x	x

Le Unità Damo sono disponibili con una vasta gamma di accessori e optional specifici concepiti per facilitare la realizzazione e installazione di sistemi monoasse e multiasse.

All Units are available with a wide range of accessories and specific options designed to simplify the construction and installation of single-axis and multi-axis systems.

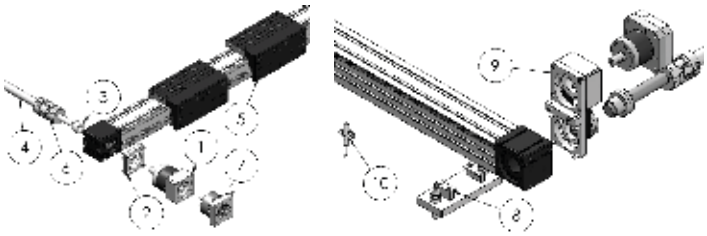

L'ufficio tecnico è a disposizione per la valutazione di applicazioni speciali e per analisi approfondite.
The technical department is available for the evaluation of special applications and for detailed analysis.

MODELLO / MODEL

VER090FBS

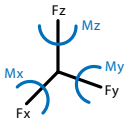

Sono rappresentate le deformazioni massime in condizioni isostatiche, in appoggio, con vincolo torsionale semplice e carico in mezzeria. La deformazione effettiva dipende dalle condizioni di vincolo e dalla combinazione di carico.

Maximum deflection in isostatic condition centrally loaded. Actual strain depends on constraint condition and load combination.

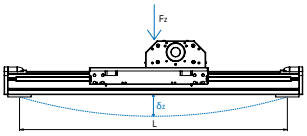

DEFORMAZIONE ELASTICA / ELASTIC DEFORMATION

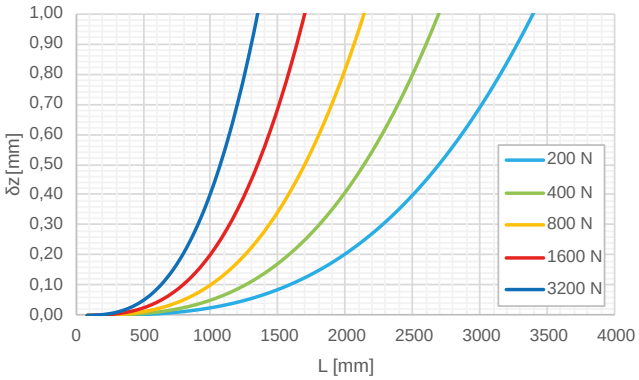

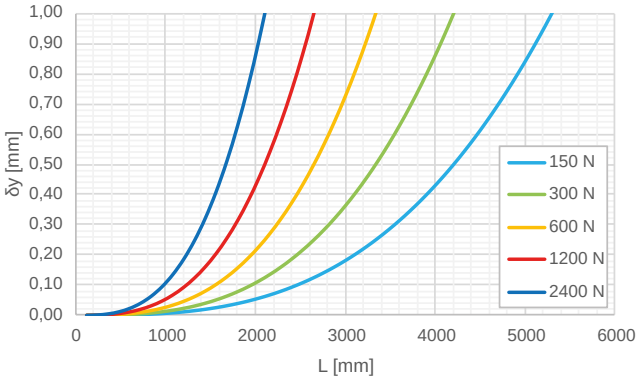

LIMITI STRUTTURALI /STRUCTURAL LIMITS

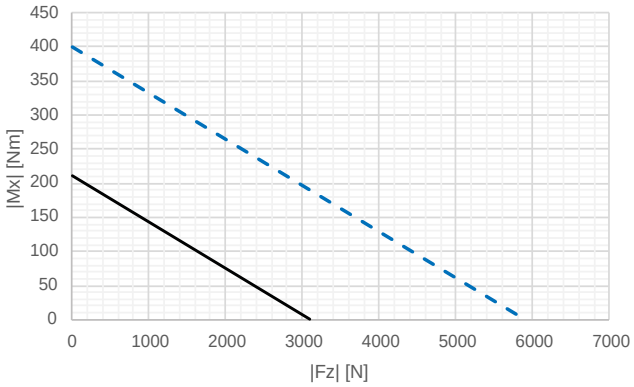

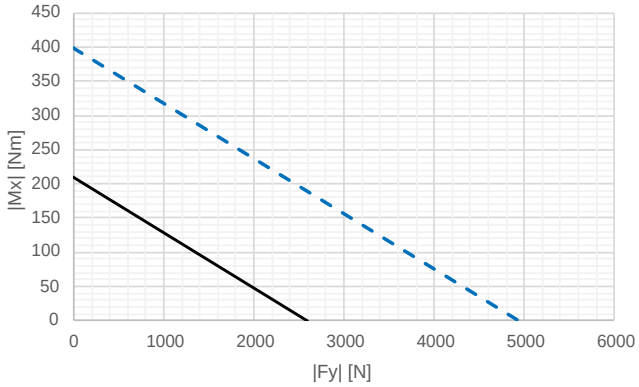

— Limite rottura a fatica: vita stimata superiore ai $10x10^6$ cicli col 99% probabilità. I grafici non possono essere combinati e valgono per: |Mx| <= 0.1 |My| e |Mx| <= 0.1 |Mz|.
Fatigue limit: estimated lifetime higher than $10x10^6$ cycles with 99% probability. Charts cannot be combined and are valid for: |Mx| <=0.1 |My| and |Mx| <=0.1 |Mz|.

--- Arresto d'emergenza max 100 volte nel corso della vita del prodotto.
Emergency stop max 100 times during service life.

Per casi di sollecitazione composta si faccia riferimento all'ufficio tecnico.
In case of combined stress contact our technical department.

MODELLO / MODEL

VER090FBS

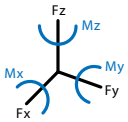

Sono rappresentate le deformazioni massime in condizioni isostatiche, con vincolo rigido e carico all'estremità. La deformazione effettiva dipende dalle condizioni di vincolo e dalla combinazione di carico.

Maximum deflection in an isostatic cantilever loaded condition. Actual strain depends on constraint condition and load combination.

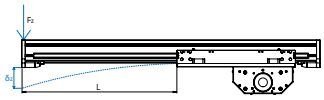

DEFORMAZIONE ELASTICA / ELASTIC DEFORMATION

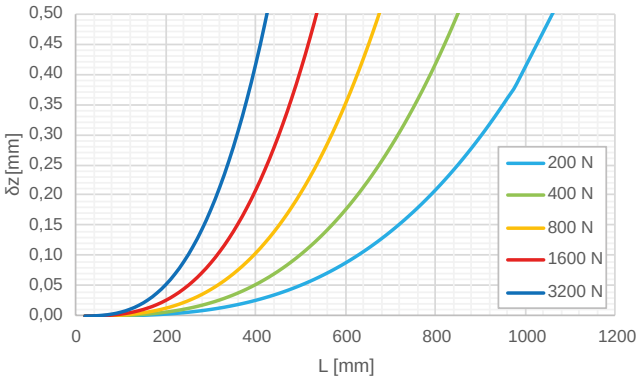

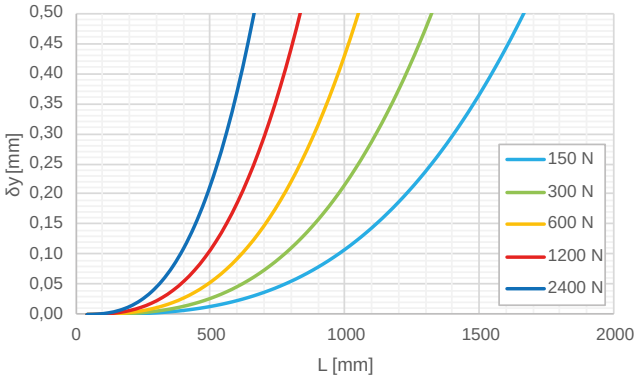

LIMITI STRUTTURALI /STRUCTURAL LIMITS

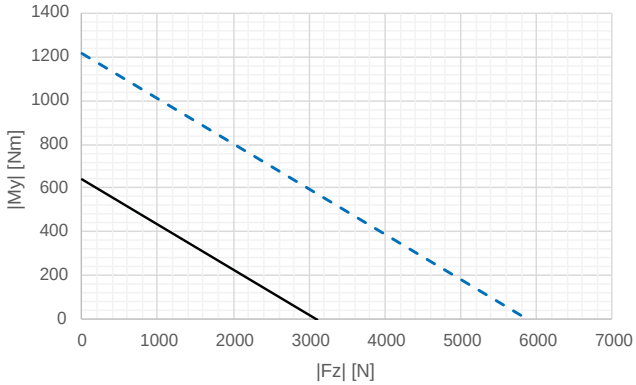

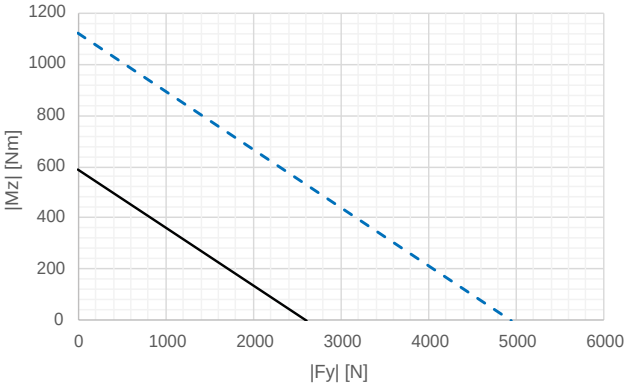

— Limite rottura a fatica: vita stimata superiore ai $10x10^6$ cicli col 99% probabilità. I grafici non possono essere combinati e valgono per: |Mx| <= 0.1 |My| e |Mx| <= 0.1 |Mz|.
Fatigue limit: estimated lifetime higher than $10x10^6$ cycles with 99% probability. Charts cannot be combined and are valid for: |Mx| <=0.1 |My| and |Mx| <=0.1 |Mz|.

--- Arresto d'emergenza max 100 volte nel corso della vita del prodotto.
Emergency stop max 100 times during service life.

Per casi di sollecitazione composta si faccia riferimento all'ufficio tecnico.
In case of combined stress contact our technical department.

MODELLO / MODEL

VER120FBS

INFORMAZIONI TECNICHE / TECHNICAL INFORMATION

Massa base unità (corsa zero) *Unit's base mass (zero stroke)*	[Kg]	27
Massa lineare unità *Unit's linear mass*	[Kg/100mm]	1,24
Massa carro *Carriage's mass*	[Kg]	16,5
Velocità massima* *Maximum velocity*	[m/s]	4
Ripetibilità a vuoto *Unloaded repeatability*	[mm]	0,1
Sviluppo puleggia *Pulley's circumference*	[mm/giro]	220
Taglia cinghia *Belt's size*	[-]	50 AT 10
Forza massima di trazione sulla cinghia* *Maximum traction force on belt*	[N]	2892
Momento principale d'inerzia Y *Principal moment of inertia Y*	[cm^4]	212
Momento principale d'inerzia Z *Principal moment of inertia Z*	[cm^4]	1392

* I valori sono da considerarsi indicativi.
Prestazioni superiori sono possibili e vanno verificate col nostro ufficio tecnico.
Values should be considered as an indication.
Higher performance are possible. Please contact our technical department.



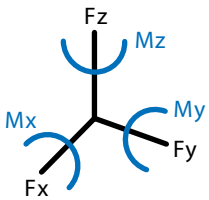

CARICO MASSIMO AMMISSIBILE / MAXIMUM PERMISSIBLE LOAD

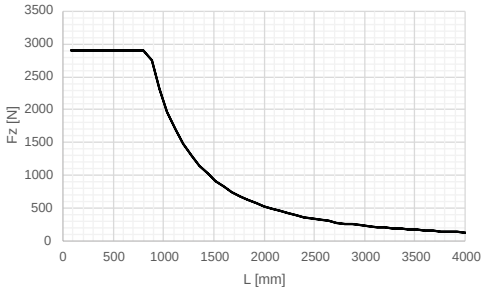

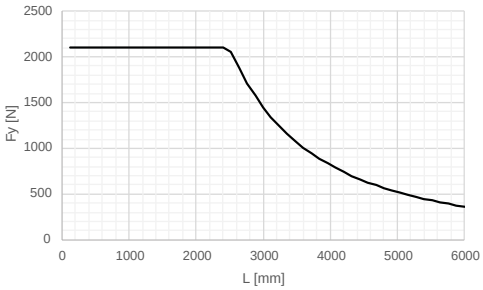

Sono rappresentati i carichi massimi applicabili in condizioni isostatiche, in appoggio, con vincolo torsionale semplice e carico in mezzeria.

Maximum load in isostatic condition centrally loaded.

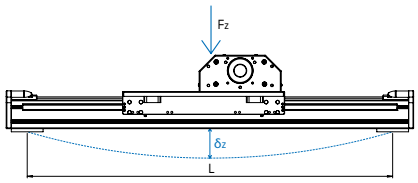

CARICO MASSIMO AMMISSIBILE / MAXIMUM PERMISSIBLE LOAD

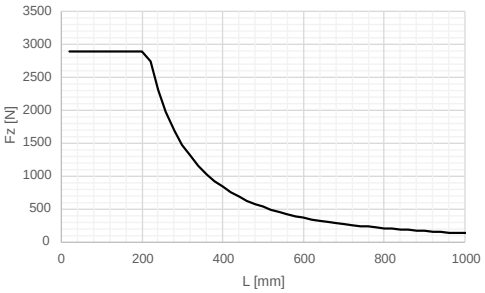

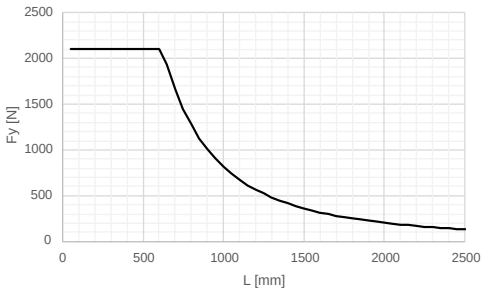

Sono rappresentati i carichi massimi applicabili in condizioni isostatiche, con vincolo rigido e carico all'estremità.

Maximum load in an isostatic cantilever loaded condition.

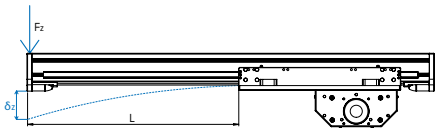

Si raccomanda di non superare i limiti dei grafici per non avere malfunzionamento dell'unità, peggioramento delle prestazioni o eccessiva usura.
We recommend not to exceed the maximum values to avoid lower performance, a reduced reliability and a big wear of the components.

DIMENSIONI / DIMENSIONS

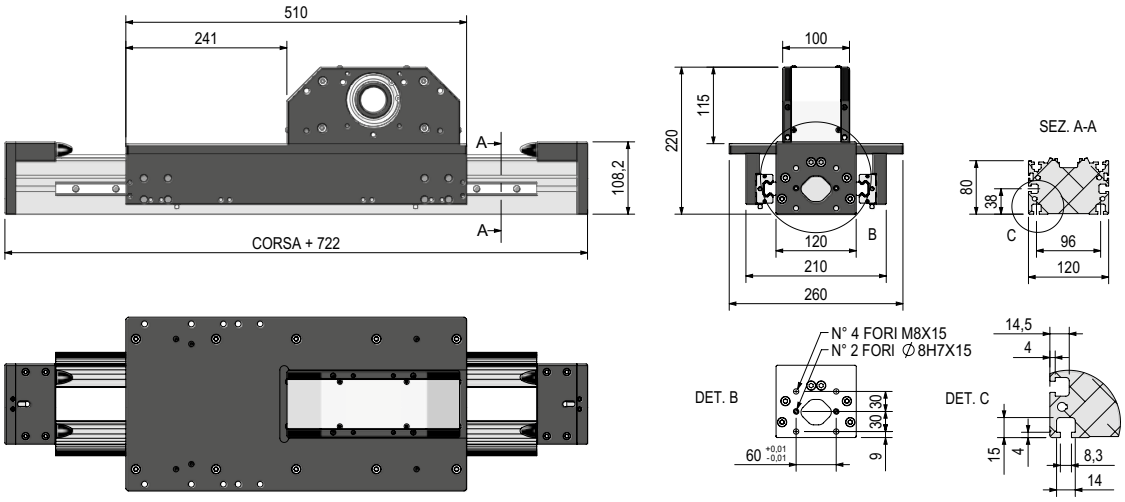

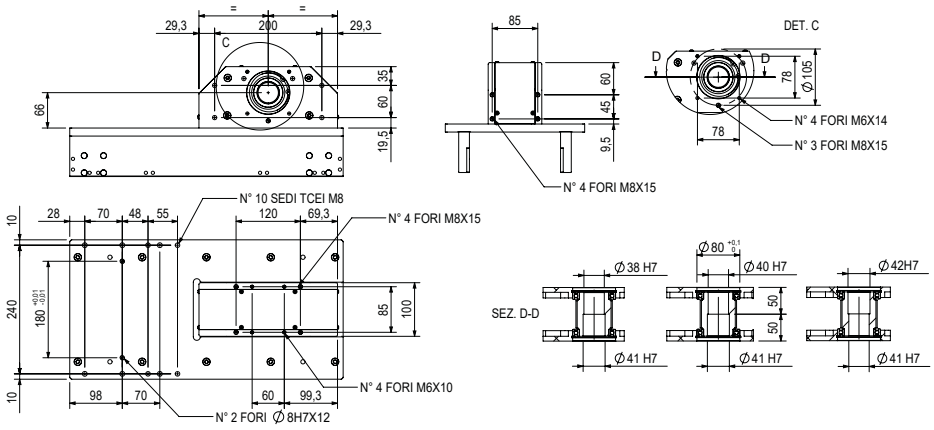

Tipologia interfaccia riduttore (2)
Gearbox interface type
Kit IF30

Configurazioni puleggia
Pulley configurations

Accessori ***Accessories***	**Cinghia** ***Belt***	**Vite** ***Ballscrew***	**Cremagliera** ***Rack and pinion***
(1) Riduttore *Gearbox*	x	x	x
(2) Kit assiale *Axial kit*	x	x	x
(3) Calettatore *Keyless Locking Device*	x		x
(4) Albero di torsione *Torsion shaft*	x		x
(5) Carro aggiuntivo *Additional carriage*	x		x
(6) Giunto elastico *Elastic coupling*	x		
(7) Freno stazionamento *Standing brake*	x		
(8) Elemento fissaggio/tassello *Fastening/plug*	x	x	x
(9) Kit rinvio *Transfer box*	x	x	
(10) Supporto sensore/Camma *Sensor bracket/Camma*	x	x	x

Le Unità Damo sono disponibili con una vasta gamma di accessori e optional specifici concepiti per facilitare la realizzazione e installazione di sistemi monoasse e multiasse.

All Units are available with a wide range of accessories and specific options designed to simplify the construction and installation of single-axis and multi-axis systems.

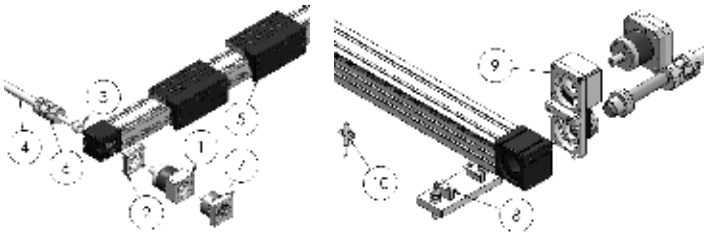

L'ufficio tecnico è a disposizione per la valutazione di applicazioni speciali e per analisi approfondite.
The technical department is available for the evaluation of special applications and for detailed analysis.

MODELLO / MODEL

VER120FBS

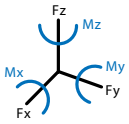

Sono rappresentate le deformazioni massime in condizioni isostatiche, in appoggio, con vincolo torsionale semplice e carico in mezzeria. La deformazione effettiva dipende dalle condizioni di vincolo e dalla combinazione di carico.

Maximum deflection in isostatic condition centrally loaded. Actual strain depends on constraint condition and load combination.

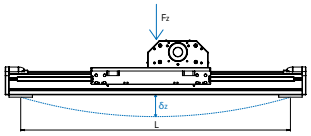

DEFORMAZIONE ELASTICA / ELASTIC DEFORMATION

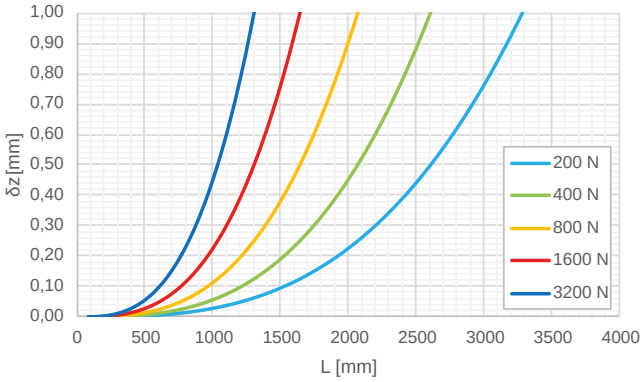

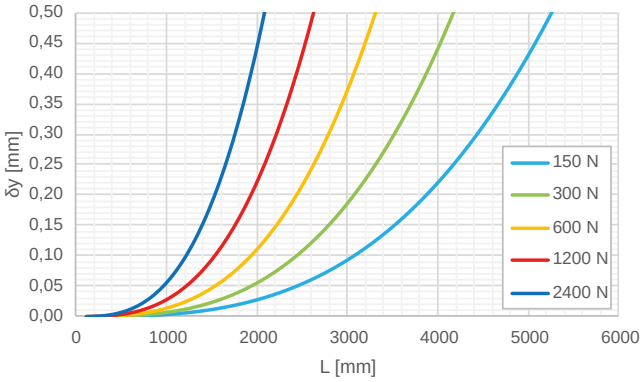

LIMITI STRUTTURALI /STRUCTURAL LIMITS

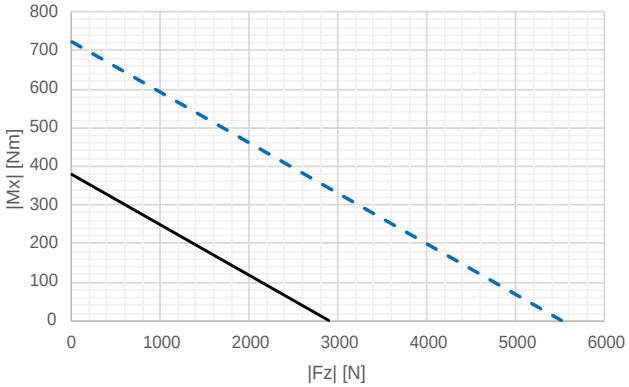

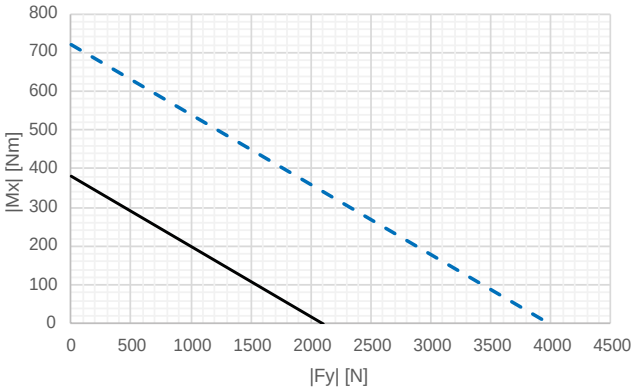

— Limite rottura a fatica: vita stimata superiore ai $10x10^6$ cicli col 99% probabilità. I grafici non possono essere combinati e valgono per: |Mx| <= 0.1 |My| e |Mx| <= 0.1 |Mz|.
Fatigue limit: estimated lifetime higher than $10x10^6$ cycles with 99% probability. Charts cannot be combined and are valid for: |Mx| <=0.1 |My| and |Mx| <=0.1 |Mz|.

--- Arresto d'emergenza max 100 volte nel corso della vita del prodotto.
Emergency stop max 100 times during service life.

Per casi di sollecitazione composta si faccia riferimento all'ufficio tecnico.
In case of combined stress contact our technical department.

MODELLO / MODEL

VER120FBS

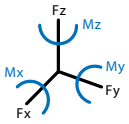

Sono rappresentate le deformazioni massime in condizioni isostatiche, con vincolo rigido e carico all'estremità. La deformazione effettiva dipende dalle condizioni di vincolo e dalla combinazione di carico.

Maximum deflection in an isostatic cantilever loaded condition. Actual strain depends on constraint condition and load combination.

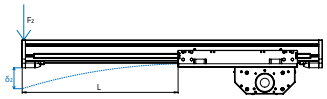

DEFORMAZIONE ELASTICA / ELASTIC DEFORMATION

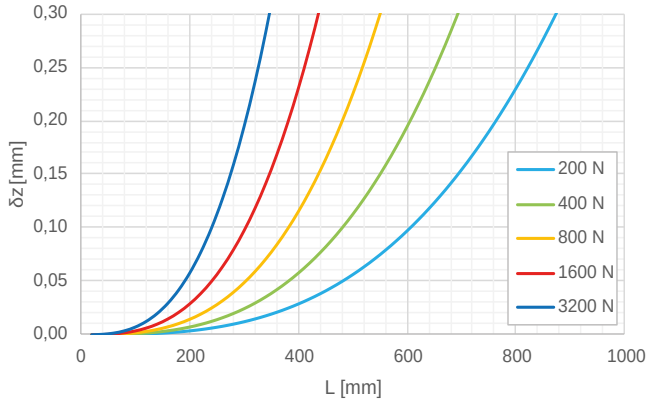

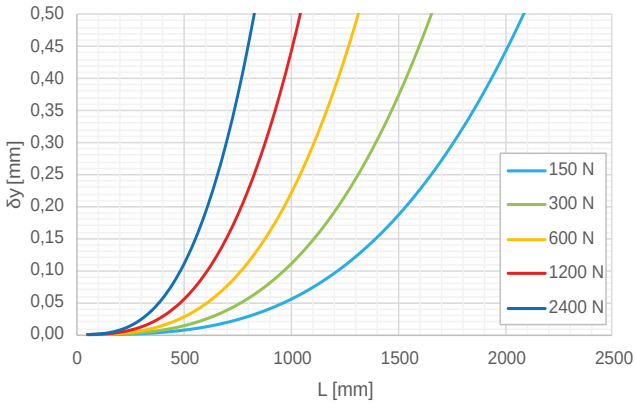

LIMITI STRUTTURALI /STRUTTURAL LIMITS

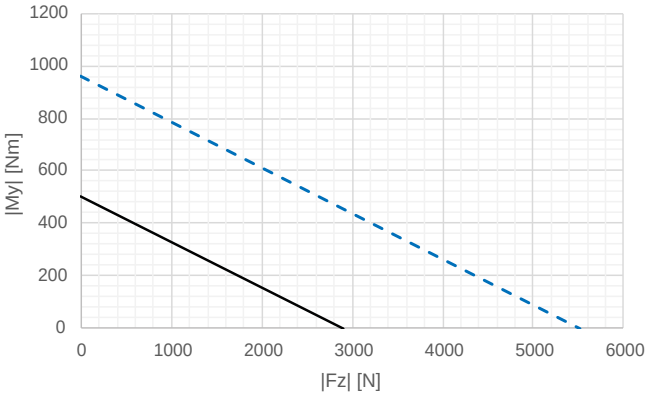

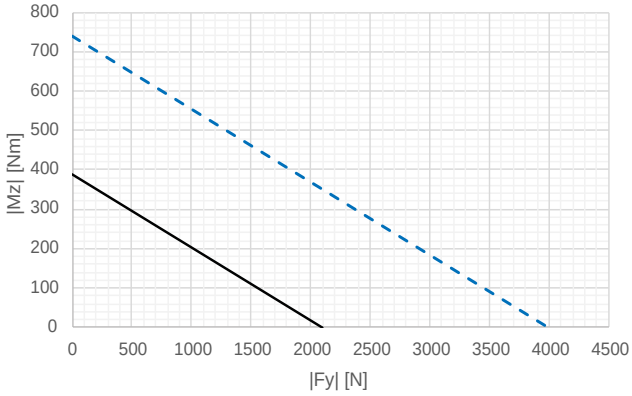

— Limite rottura a fatica: vita stimata superiore ai $10x10^6$ cicli col 99% probabilità. I grafici non possono essere combinati e valgono per: |Mx| <= 0.1 |My| e |Mx| <= 0.1 |Mz|.
Fatigue limit: estimated lifetime higher than $10x10^6$ cycles with 99% probability. Charts cannot be combined and are valid for: |Mx| <=0.1 |My| and |Mx| <=0.1 |Mz|.

--- Arresto d'emergenza max 100 volte nel corso della vita del prodotto.
Emergency stop max 100 times during service life.

Per casi di sollecitazione composta si faccia riferimento all'ufficio tecnico.
In case of combined stress contact our technical department.

MODELLO / MODEL

VER150FBS

INFORMAZIONI TECNICHE / TECHNICAL INFORMATION

Massa base unità (corsa zero) *Unit's base mass (zero stroke)*	[Kg]	27
Massa lineare unità *Unit's linear mass*	[Kg/100mm]	1,7
Massa carro *Carriage's mass*	[Kg]	12,5
Velocità massima* *Maximum velocity*	[m/s]	4
Ripetibilità a vuoto *Unloaded repeatability*	[mm]	0,1
Sviluppo puleggia *Pulley's circumference*	[mm/giro]	220
Taglia cinghia *Belt's size*	[-]	50 AT 10
Forza massima di trazione sulla cinghia* *Maximum traction force on belt*	[N]	2892
Momento principale d'inerzia Y *Principal moment of inertia Y*	[cm^4]	2211
Momento principale d'inerzia Z *Principal moment of inertia Z*	[cm^4]	1962

* I valori sono da considerarsi indicativi.
Prestazioni superiori sono possibili e vanno verificate col nostro ufficio tecnico.
Values should be considered as an indication.
Higher performance are possible. Please contact our technical department.



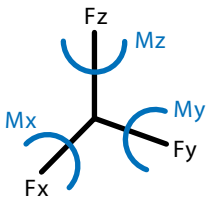

CARICO MASSIMO AMMISSIBILE / MAXIMUM PERMISSIBLE LOAD

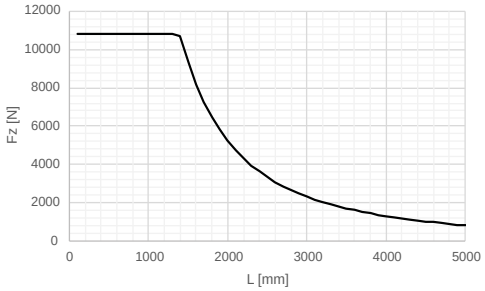

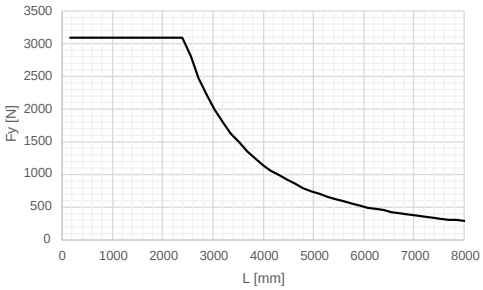

Sono rappresentati i carichi massimi applicabili in condizioni isostatiche, in appoggio, con vincolo torsionale semplice e carico in mezzeria.

Maximum load in isostatic condition centrally loaded.

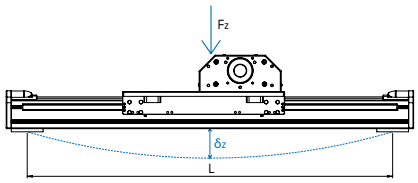

CARICO MASSIMO AMMISSIBILE / MAXIMUM PERMISSIBLE LOAD

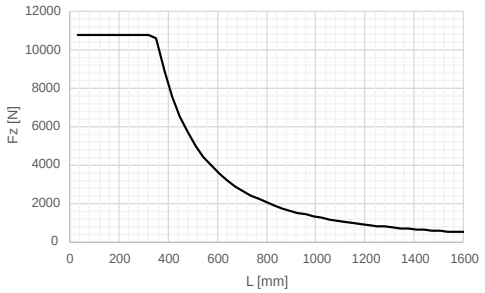

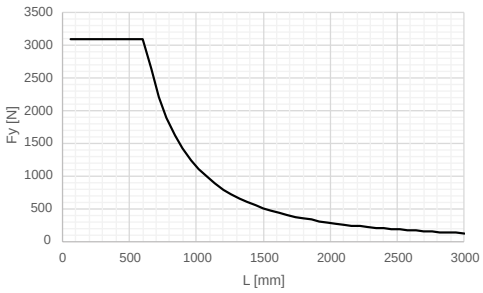

Sono rappresentati i carichi massimi applicabili in condizioni isostatiche, con vincolo rigido e carico all'estremità.

Maximum load in an isostatic cantilever loaded condition.

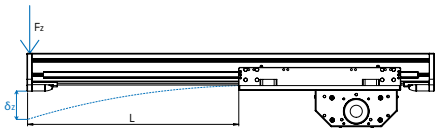

Si raccomanda di non superare i limiti dei grafici per non avere malfunzionamento dell'unità, peggioramento delle prestazioni o eccessiva usura.
We recommend not to exceed the maximum values to avoid lower performance, a reduced reliability and a big wear of the components.

DIMENSIONI / DIMENSIONS

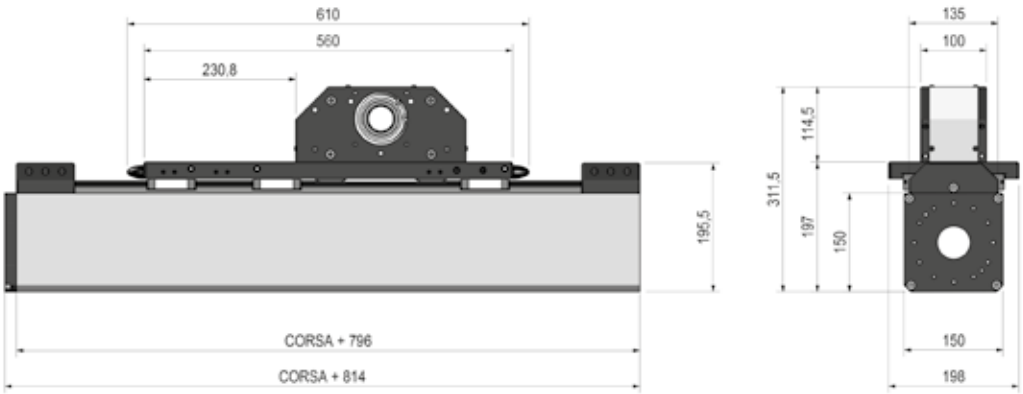



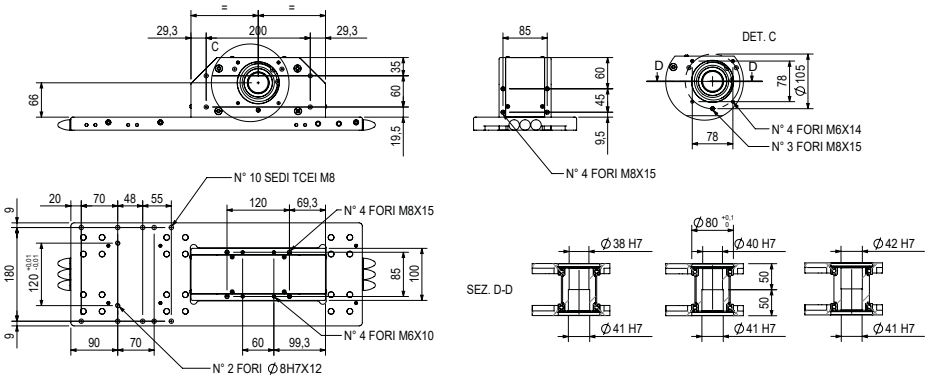

Tipologia interfaccia riduttore (2) (9)
Gearbox interface type
Kit IF30

Configurazioni puleggia
Pulley configurations

Accessori ***Accessories***	**Cinghia** ***Belt***	**Vite** ***Ballscrew***	**Cremagliera** ***Rack and pinion***
(1) Riduttore *Gearbox*	x	x	x
(2) Kit assiale *Axial kit*	x	x	x
(3) Calettatore *Keyless Locking Device*	x		x
(4) Albero di torsione *Torsion shaft*	x		x
(5) Carro aggiuntivo *Additional carriage*	x		x
(6) Giunto elastico *Elastic coupling*	x		
(7) Freno stazionamento *Standing brake*	x		
(8) Elemento fissaggio/tassello *Fastening/plug*	x	x	x
(9) Kit rinvio *Transfer box*	x	x	
(10) Supporto sensore/Camma *Sensor bracket/Camma*	x	x	x

Le Unità Damo sono disponibili con una vasta gamma di accessori e optional specifici concepiti per facilitare la realizzazione e installazione di sistemi monoasse e multiasse.

All Units are available with a wide range of accessories and specific options designed to simplify the construction and installation of single-axis and multi-axis systems.

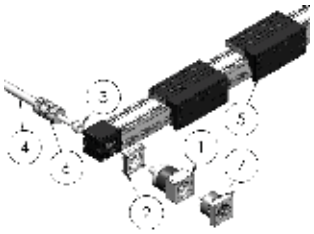

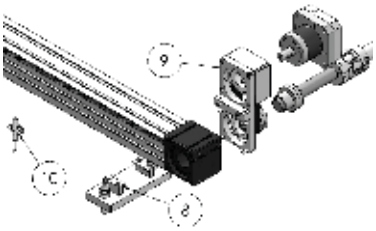

L'ufficio tecnico è a disposizione per la valutazione di applicazioni speciali e per analisi approfondite.
The technical department is available for the evaluation of special applications and for detailed analysis.

MODELLO / MODEL

VER150FBS

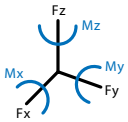

Sono rappresentate le deformazioni massime in condizioni isostatiche, in appoggio, con vincolo torsionale semplice e carico in mezzeria. La deformazione effettiva dipende dalle condizioni di vincolo e dalla combinazione di carico.

Maximum deflection in isostatic condition centrally loaded. Actual strain depends on constraint condition and load combination.

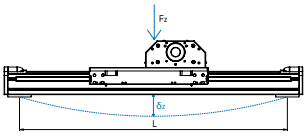

DEFORMAZIONE ELASTICA / ELASTIC DEFORMATION

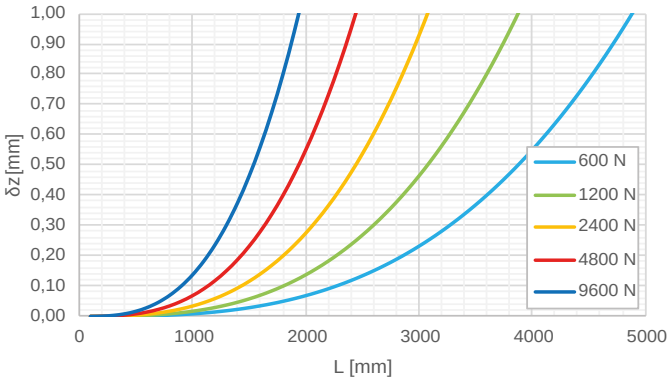

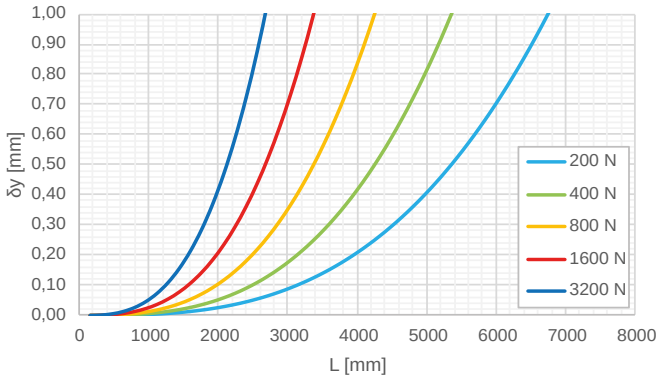

LIMITI STRUTTURALI /STRUCTURAL LIMITS

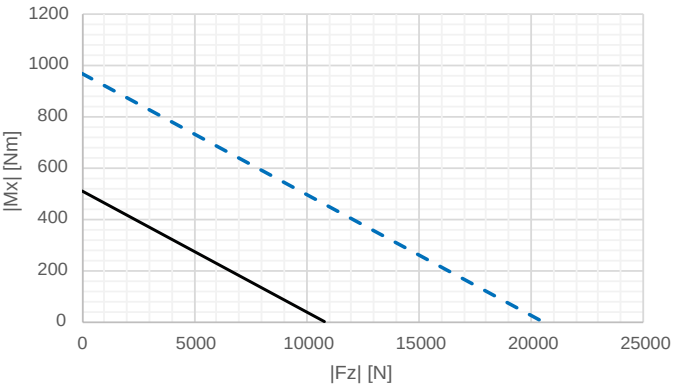

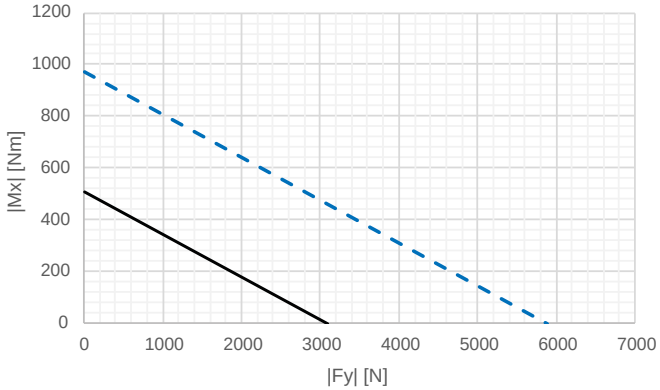

— Limite rottura a fatica: vita stimata superiore ai $10x10^6$ cicli col 99% probabilità. I grafici non possono essere combinati e valgono per: |Mx| <= 0.1 |My| e |Mx| <= 0.1 |Mz|.
Fatigue limit: estimated lifetime higher than $10x10^6$ cycles with 99% probability. Charts cannot be combined and are valid for: |Mx| <=0.1 |My| and |Mx| <=0.1 |Mz|.

--- Arresto d'emergenza max 100 volte nel corso della vita del prodotto.
Emergency stop max 100 times during service life.

Per casi di sollecitazione composta si faccia riferimento all'ufficio tecnico.
In case of combined stress contact our technical department.

MODELLO / MODEL

VER150FBS



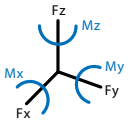

Sono rappresentate le deformazioni massime in condizioni isostatiche, con vincolo rigido e carico all'estremità. La deformazione effettiva dipende dalle condizioni di vincolo e dalla combinazione di carico.

Maximum deflection in an isostatic cantilever loaded condition. Actual strain depends on constraint condition and load combination.

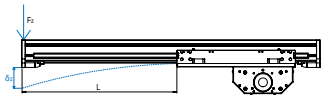

DEFORMAZIONE ELASTICA / ELASTIC DEFORMATION

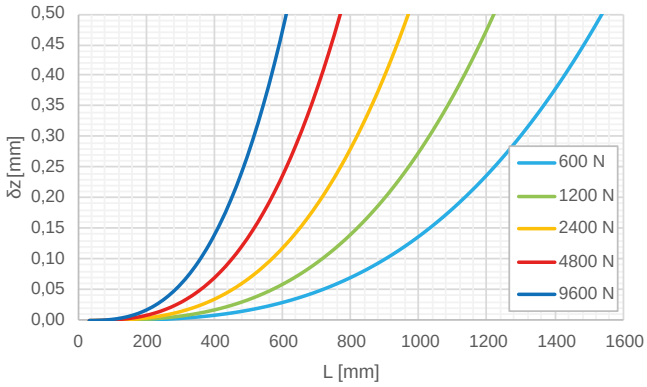

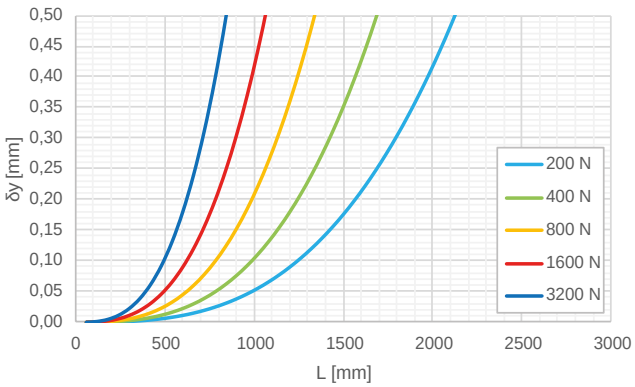

LIMITI STRUTTURALI /STRUCTURAL LIMITS

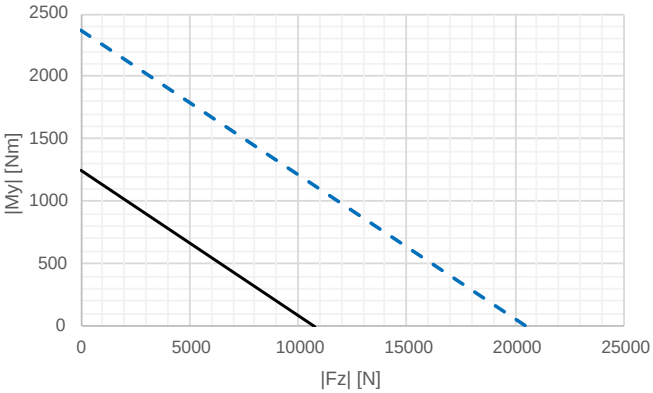

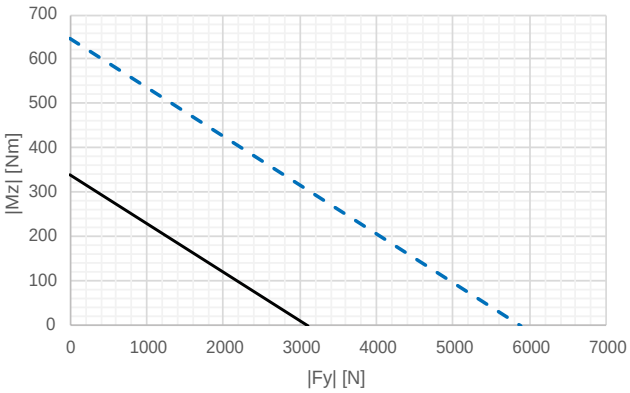

— Limite rottura a fatica: vita stimata superiore ai $10x10^6$ cicli col 99% probabilità. I grafici non possono essere combinati e valgono per: |Mx| <= 0.1 |My| e |Mx| <= 0.1 |Mz|.
Fatigue limit: estimated lifetime higher than $10x10^6$ cycles with 99% probability. Charts cannot be combined and are valid for: |Mx| <=0.1 |My| and |Mx| <=0.1 |Mz|.

--- Arresto d'emergenza max 100 volte nel corso della vita del prodotto.
Emergency stop max 100 times during service life.

Per casi di sollecitazione composta si faccia riferimento all'ufficio tecnico.
In case of combined stress contact our technical department.

CODIFICA UNITÀ LINEARI
TYPE CODES

VER **125** **FBS** **00800** - **XXX** - **XX**

TIPO UNITÀ / MODEL

VER	Unità lineare a cinghia dentata *Belt driven linear unit*

TAGLIA / SIZE

125	Profilo larghezza 120 mm *Profile width 120 mm*
180	Profilo larghezza 180 mm *Profile width 180 mm*

TIPOLOGIA CARRO / CARRIAGE TYPE

FBS	Carro fisso biguida laterale e profilo mobile *Fixed carriage with lateral dual guide rail and mobile profile*

CORSA UTILE UNITÀ (mm) / EFFECTIVE STROKE (mm)

PULEGGIA (vedi versione puleggia) / PULLEY (view pulley version)

TIPOLOGIA CONFIGURAZIONE / CONFIGURATION TYPE

A	Configurazione standard *Standard configuration*
C	Configurazione personalizzata *Custom configuration*

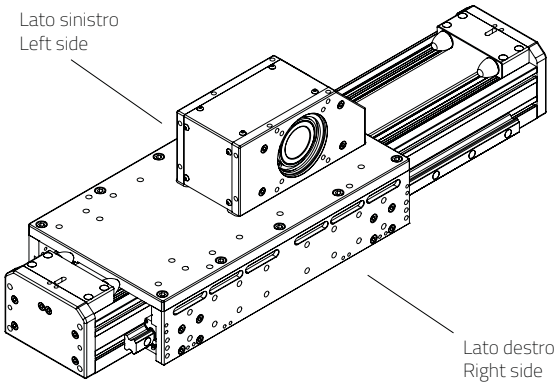

VERSIONE PULEGGIA / PULLEY VERSION

PULEGGIA / PULLEY

D47	Puleggia con foro Ø 47 mm a destra e Ø 55 mm a sinistra *Pulley with hole Ø 47 mm on the right and Ø 55 mm on the left*
S47	Puleggia con foro Ø 47 mm a sinistra e Ø 55 mm a destra *Pulley with hole Ø 47 mm on the left and Ø 55 mm on the right*

D47

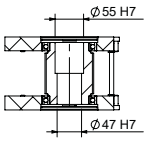

S47

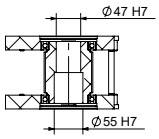

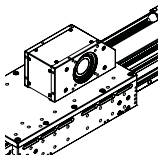

MODELLO / MODEL

VER125FBS

INFORMAZIONI TECNICHE / TECHNICAL INFORMATION

Massa base unità (corsa zero) *Unit's base mass (zero stroke)*	[Kg]	32,8
Massa lineare unità *Unit's linear mass*	[Kg/100mm]	1,6
Massa carro *Carriage's mass*	[Kg]	21,59
Velocità massima* *Maximum velocity*	[m/s]	4
Ripetibilità a vuoto *Unloaded repeatability*	[mm]	0,1
Sviluppo puleggia *Pulley's circumference*	[mm/giro]	300
Taglia cinghia *Belt's size*	[-]	75 AT 10
Forza massima di trazione sulla cinghia* *Maximum traction force on belt*	[N]	4646
Momento principale d'inerzia Y *Principal moment of inertia Y*	[cm^4]	212
Momento principale d'inerzia Z *Principal moment of inertia Z*	[cm^4]	1392

* I valori sono da considerarsi indicativi.
Prestazioni superiori sono possibili e vanno verificate col nostro ufficio tecnico.
Values should be considered as an indication.
Higher performance are possible. Please contact our technical department.



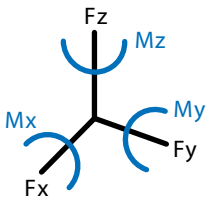

CARICO MASSIMO AMMISSIBILE / MAXIMUM PERMISSIBLE LOAD

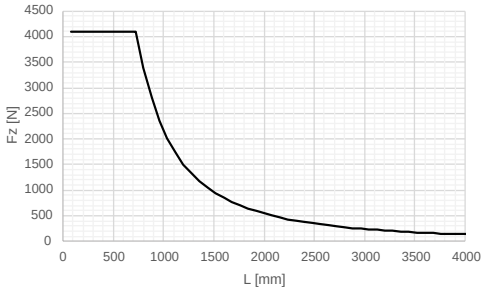

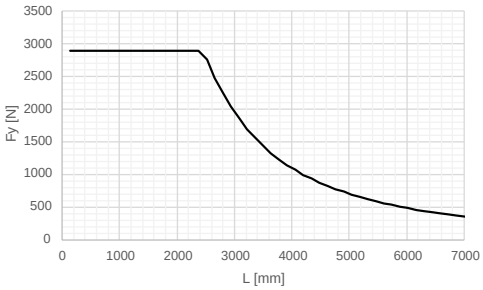

Sono rappresentati i carichi massimi applicabili in condizioni isostatiche, in appoggio, con vincolo torsionale semplice e carico in mezzeria.

Maximum load in isostatic condition centrally loaded.

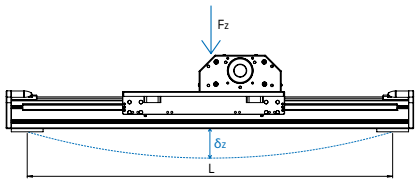

CARICO MASSIMO AMMISSIBILE / MAXIMUM PERMISSIBLE LOAD

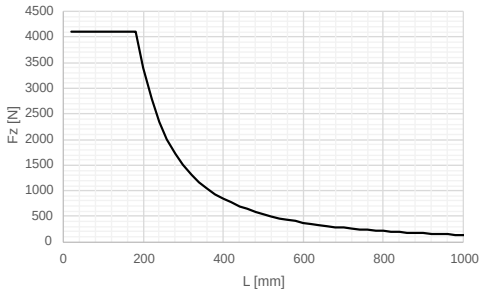

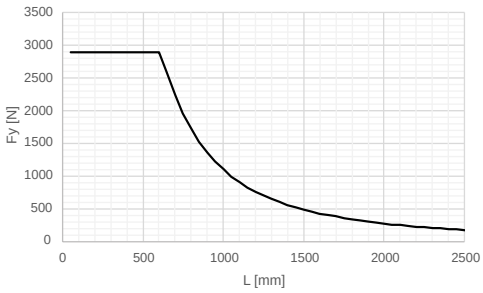

Sono rappresentati i carichi massimi applicabili in condizioni isostatiche, con vincolo rigido e carico all'estremità.

Maximum load in an isostatic cantilever loaded condition.

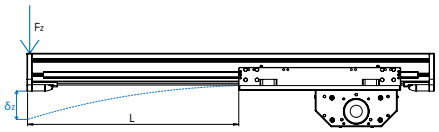

Si raccomanda di non superare i limiti dei grafici per non avere malfunzionamento dell'unità, peggioramento delle prestazioni o eccessiva usura.
We recommend not to exceed the maximum values to avoid lower performance, a reduced reliability and a big wear of the components.

DIMENSIONI / DIMENSIONS

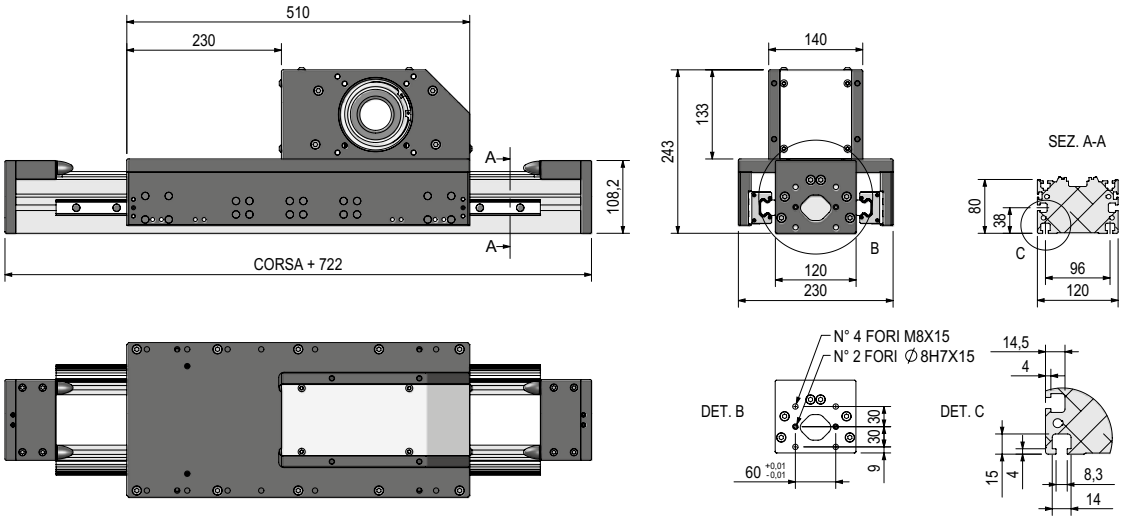

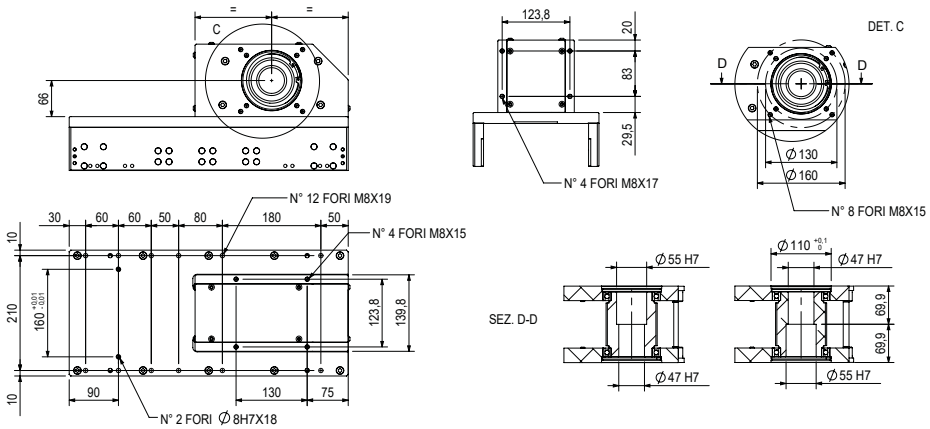

Tipologia interfaccia riduttore (2)
Gearbox interface type
Kit IF40

Configurazioni puleggia
Pulley configurations

Accessori ***Accessories***	**Cinghia** ***Belt***	**Vite** ***Ballscrew***	**Cremagliera** ***Rack and pinion***
(1) Riduttore *Gearbox*	x	x	x
(2) Kit assiale *Axial kit*	x	x	x
(3) Calettatore *Keyless Locking Device*	x		x
(4) Albero di torsione *Torsion shaft*	x		x
(5) Carro aggiuntivo *Additional carriage*	x		x
(6) Giunto elastico *Elastic coupling*	x		
(7) Freno stazionamento *Standing brake*	x		
(8) Elemento fissaggio/tassello *Fastening/plug*	x	x	x
(9) Kit rinvio *Transfer box*	x	x	
(10) Supporto sensore/Camma *Sensor bracket/Camma*	x	x	x

Le Unità Damo sono disponibili con una vasta gamma di accessori e optional specifici concepiti per facilitare la realizzazione e installazione di sistemi monoasse e multiasse.

All Units are available with a wide range of accessories and specific options designed to simplify the construction and installation of single-axis and multi-axis systems.

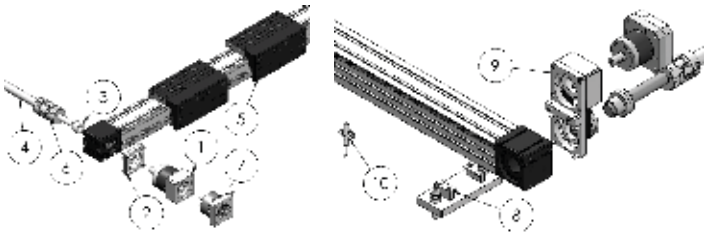

L'ufficio tecnico è a disposizione per la valutazione di applicazioni speciali e per analisi approfondite.
The technical department is available for the evaluation of special applications and for detailed analysis.

MODELLO / MODEL

VER125FBS

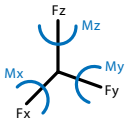

Sono rappresentate le deformazioni massime in condizioni isostatiche, in appoggio, con vincolo torsionale semplice e carico in mezzeria. La deformazione effettiva dipende dalle condizioni di vincolo e dalla combinazione di carico.

Maximum deflection in isostatic condition centrally loaded. Actual strain depends on constraint condition and load combination.

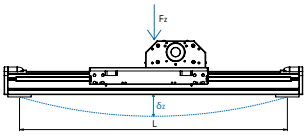

DEFORMAZIONE ELASTICA / ELASTIC DEFORMATION

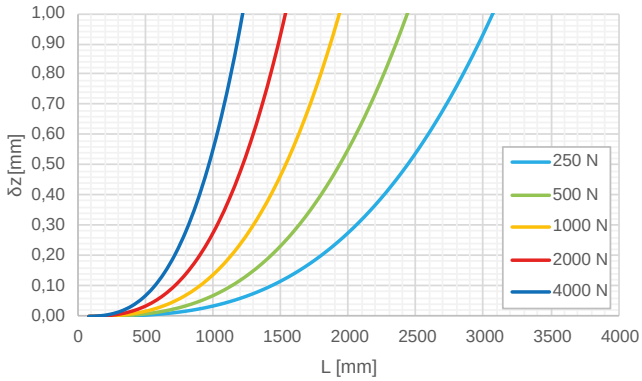

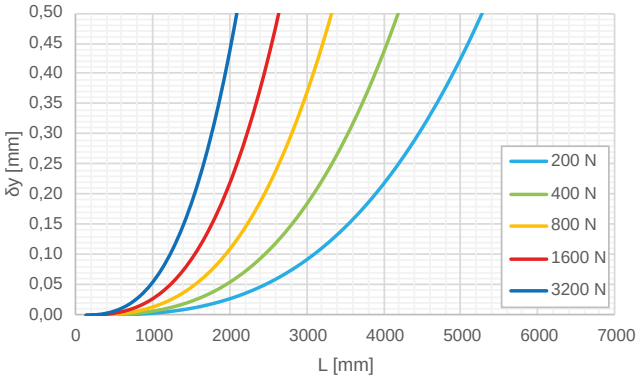

LIMITI STRUTTURALI /STRUTTURAL LIMITS

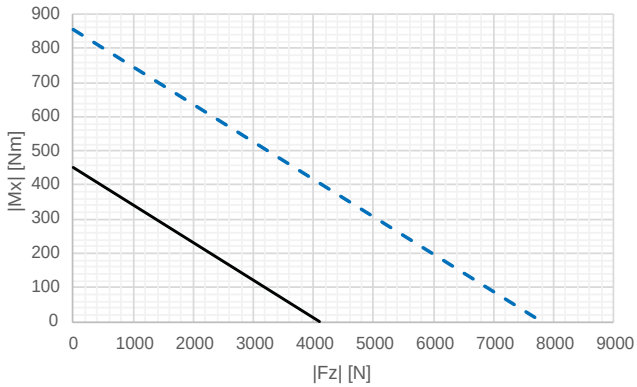

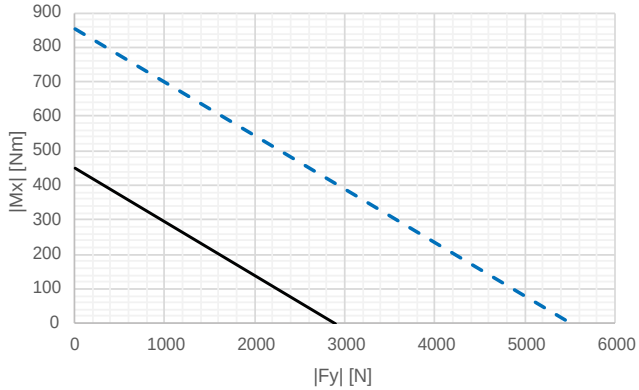

— Limite rottura a fatica: vita stimata superiore ai $10x10^6$ cicli col 99% probabilità. I grafici non possono essere combinati e valgono per: |Mx| <= 0.1 |My| e |Mx| <= 0.1 |Mz|.
Fatigue limit: estimated lifetime higher than $10x10^6$ cycles with 99% probability. Charts cannot be combined and are valid for: |Mx| <=0.1 |My| and |Mx| <=0.1 |Mz|.

--- Arresto d'emergenza max 100 volte nel corso della vita del prodotto.
Emergency stop max 100 times during service life.

Per casi di sollecitazione composta si faccia riferimento all'ufficio tecnico.
In case of combined stress contact our technical department.

MODELLO / MODEL

VER125FBS

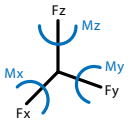

Sono rappresentate le deformazioni massime in condizioni isostatiche, con vincolo rigido e carico all'estremità. La deformazione effettiva dipende dalle condizioni di vincolo e dalla combinazione di carico.

Maximum deflection in an isostatic cantilever loaded condition. Actual strain depends on constraint condition and load combination.

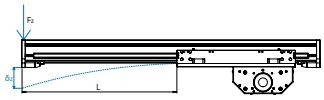

DEFORMAZIONE ELASTICA / ELASTIC DEFORMATION

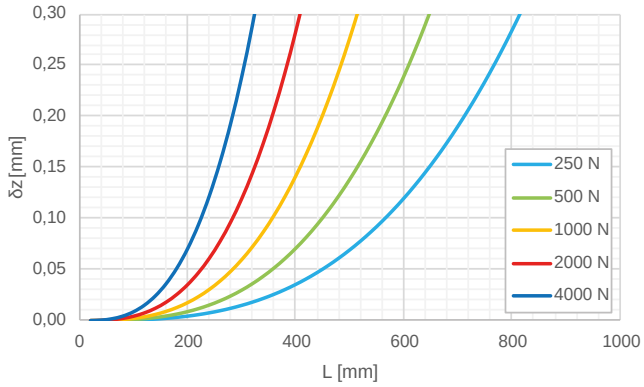

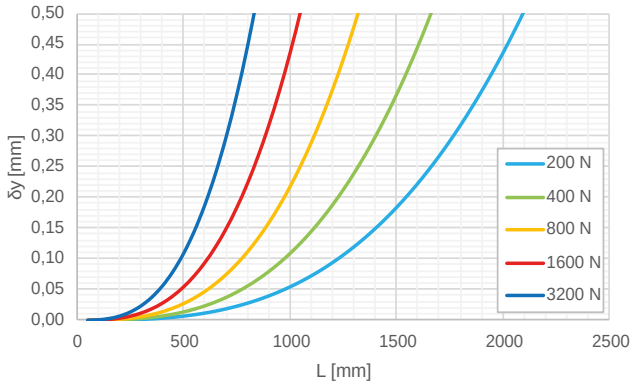

LIMITI STRUTTURALI /STRUCTURAL LIMITS

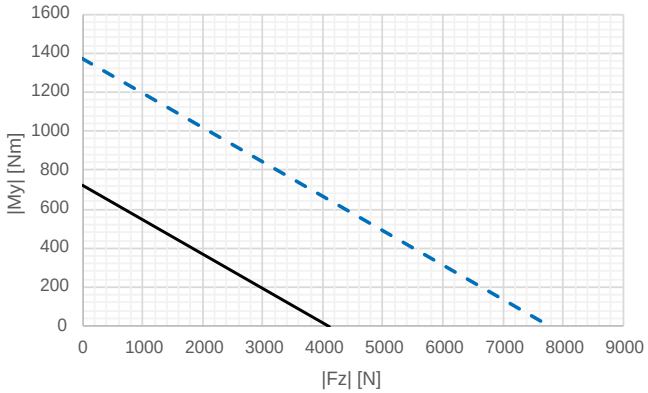

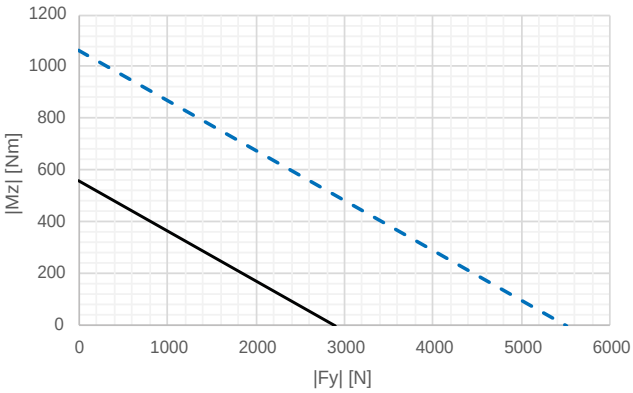

— Limite rottura a fatica: vita stimata superiore ai $10x10^6$ cicli col 99% probabilità. I grafici non possono essere combinati e valgono per: |Mx| <= 0.1 |My| e |Mx| <= 0.1 |Mz|.
Fatigue limit: estimated lifetime higher than $10x10^6$ cycles with 99% probability. Charts cannot be combined and are valid for: |Mx| <=0.1 |My| and |Mx| <=0.1 |Mz|.

--- Arresto d'emergenza max 100 volte nel corso della vita del prodotto.
Emergency stop max 100 times during service life.

Per casi di sollecitazione composta si faccia riferimento all'ufficio tecnico.
In case of combined stress contact our technical department.

MODELLO / MODEL

VER180FBS

INFORMAZIONI TECNICHE / TECHNICAL INFORMATION

Massa base unità (corsa zero) *Unit's base mass (zero stroke)*	[Kg]	36,68
Massa lineare unità *Unit's linear mass*	[Kg/100mm]	2,1
Massa carro *Carriage's mass*	[Kg]	18,78
Velocità massima* *Maximum velocity*	[m/s]	4
Ripetibilità a vuoto *Unloaded repeatability*	[mm]	0,1
Sviluppo puleggia *Pulley's circumference*	[mm/giro]	300
Taglia cinghia *Belt's size*	[-]	75 AT 10
Forza massima di trazione sulla cinghia* *Maximum traction force on belt*	[N]	4646
Momento principale d'inerzia Y *Principal moment of inertia Y*	[cm^4]	700
Momento principale d'inerzia Z *Principal moment of inertia Z*	[cm^4]	5991

* I valori sono da considerarsi indicativi.
Prestazioni superiori sono possibili e vanno verificate col nostro ufficio tecnico.
Values should be considered as an indication.
Higher performance are possible. Please contact our technical department.



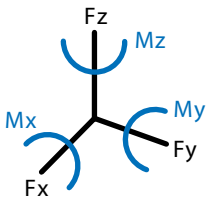

CARICO MASSIMO AMMISSIBILE / MAXIMUM PERMISSIBLE LOAD

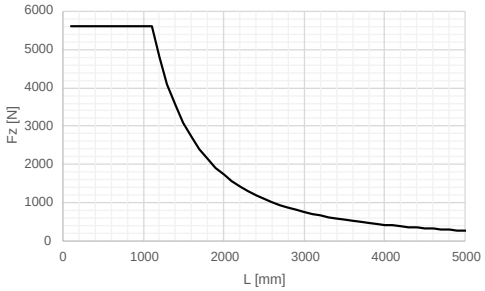

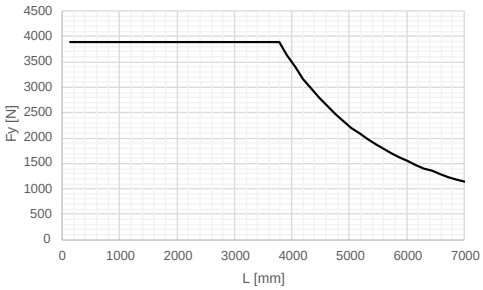

Sono rappresentati i carichi massimi applicabili in condizioni isostatiche, in appoggio, con vincolo torsionale semplice e carico in mezzeria.

Maximum load in isostatic condition centrally loaded.

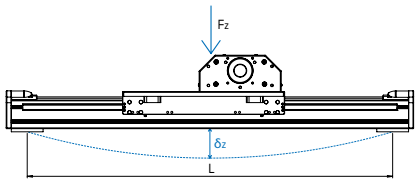

CARICO MASSIMO AMMISSIBILE / MAXIMUM PERMISSIBLE LOAD

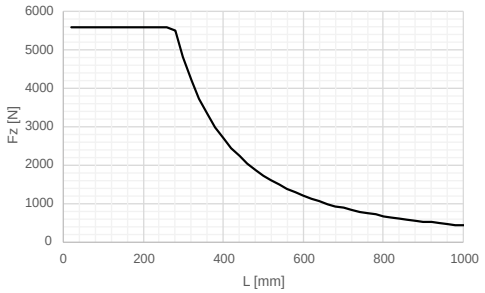

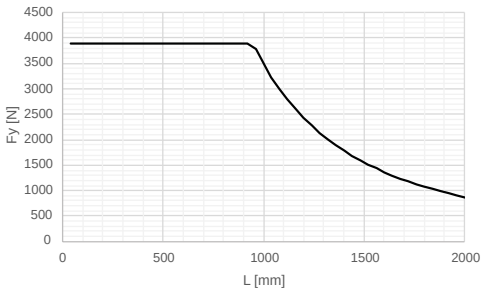

Sono rappresentati i carichi massimi applicabili in condizioni isostatiche, con vincolo rigido e carico all'estremità.

Maximum load in an isostatic cantilever loaded condition.

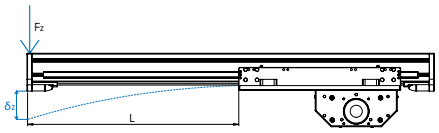

Si raccomanda di non superare i limiti dei grafici per non avere malfunzionamento dell'unità, peggioramento delle prestazioni o eccessiva usura.
We recommend not to exceed the maximum values to avoid lower performance, a reduced reliability and a big wear of the components.

DIMENSIONI / DIMENSIONS

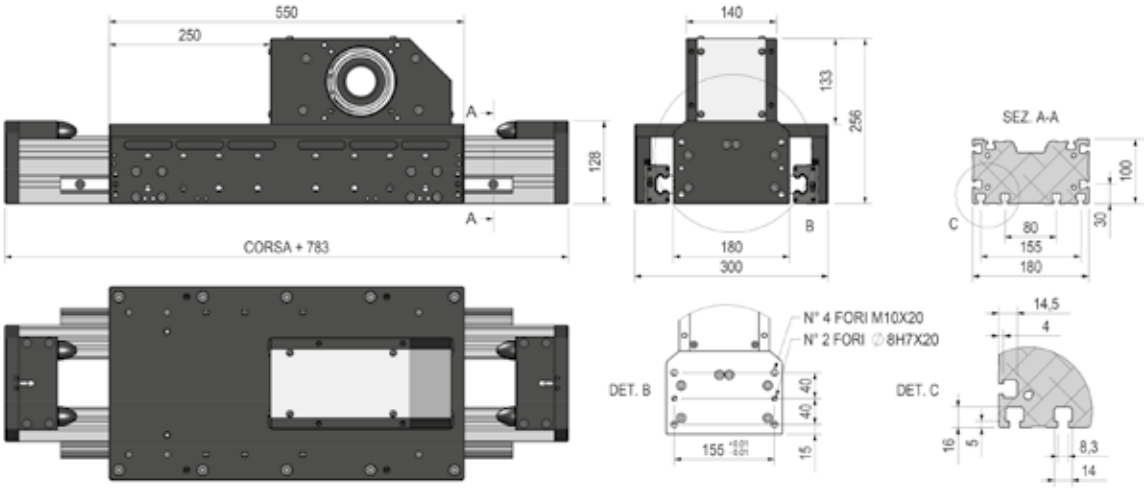

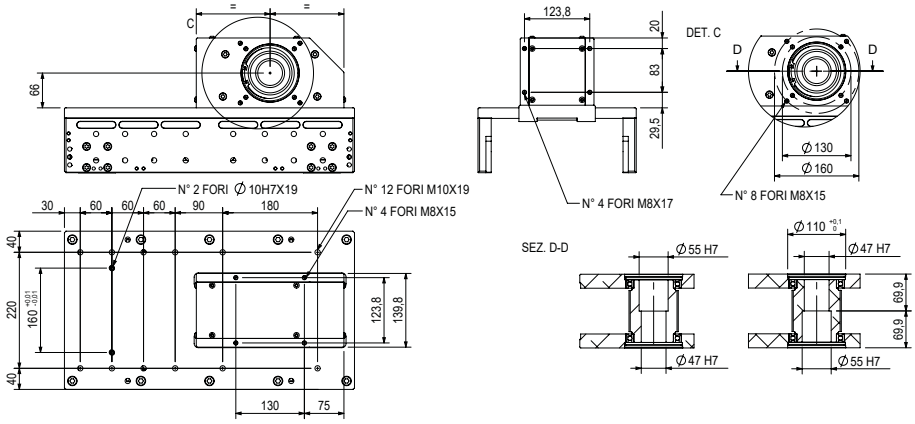

Tipologia interfaccia riduttore (2)
Gearbox interface type
Kit IF40

Configurazioni puleggia
Pulley configurations

Accessori ***Accessories***	**Cinghia** ***Belt***	**Vite** ***Ballscrew***	**Cremagliera** ***Rack and pinion***
(1) Riduttore *Gearbox*	x	x	x
(2) Kit assiale *Axial kit*	x	x	x
(3) Calettatore *Keyless Locking Device*	x		x
(4) Albero di torsione *Torsion shaft*	x		x
(5) Carro aggiuntivo *Additional carriage*	x		x
(6) Giunto elastico *Elastic coupling*	x		
(7) Freno stazionamento *Standing brake*	x		
(8) Elemento fissaggio/tassello *Fastening/plug*	x	x	x
(9) Kit rinvio *Transfer box*	x	x	
(10) Supporto sensore/Camma *Sensor bracket/Camma*	x	x	x

Le Unità Damo sono disponibili con una vasta gamma di accessori e optional specifici concepiti per facilitare la realizzazione e installazione di sistemi monoasse e multiasse.

All Units are available with a wide range of accessories and specific options designed to simplify the construction and installation of single-axis and multi-axis systems.

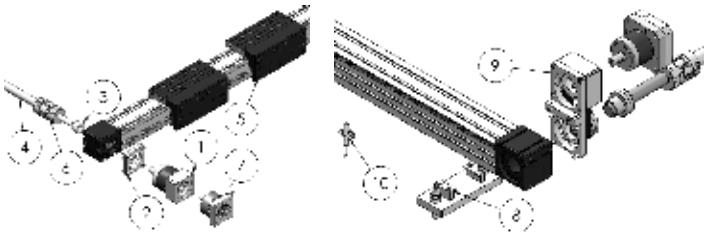

L'ufficio tecnico è a disposizione per la valutazione di applicazioni speciali e per analisi approfondite.
The technical department is available for the evaluation of special applications and for detailed analysis.

MODELLO / MODEL

VER180FBS

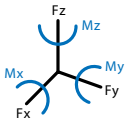

Sono rappresentate le deformazioni massime in condizioni isostatiche, in appoggio, con vincolo torsionale semplice e carico in mezzeria. La deformazione effettiva dipende dalle condizioni di vincolo e dalla combinazione di carico.

Maximum deflection in isostatic condition centrally loaded. Actual strain depends on constraint condition and load combination.

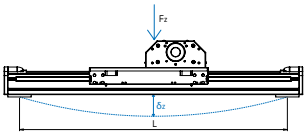

DEFORMAZIONE ELASTICA / ELASTIC DEFORMATION

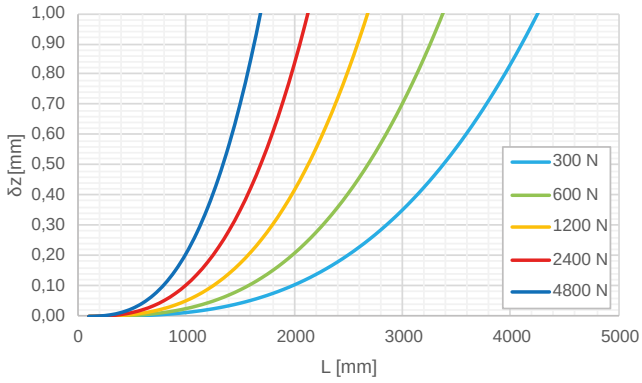

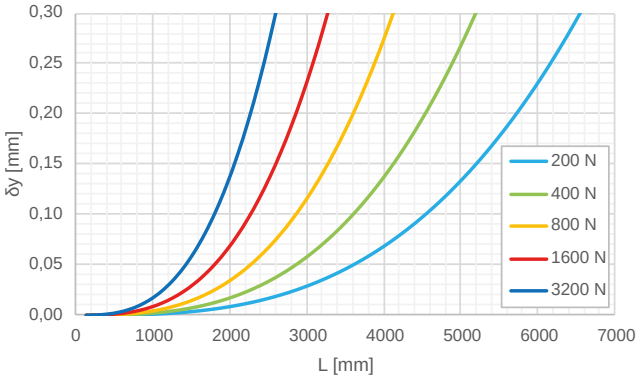

LIMITI STRUTTURALI /STRUTTURAL LIMITS

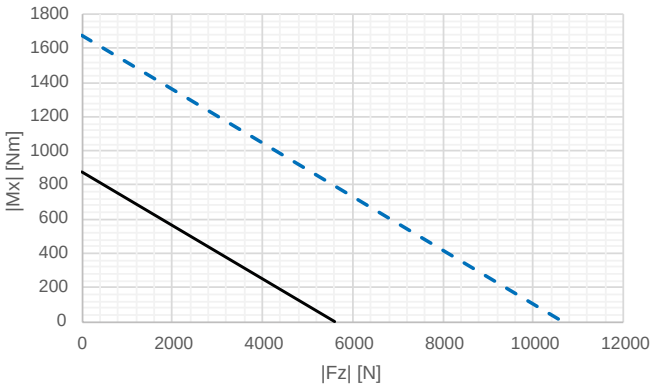

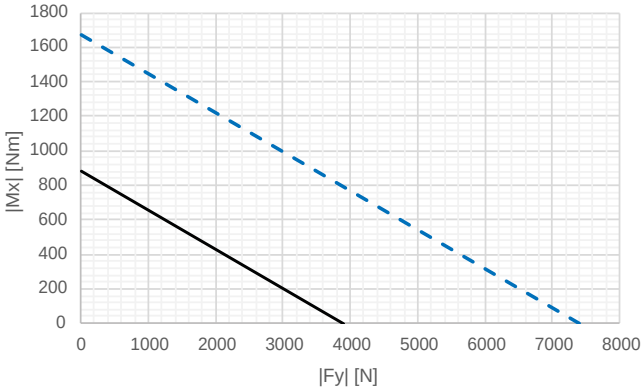

— Limite rottura a fatica: vita stimata superiore ai $10x10^6$ cicli col 99% probabilità. I grafici non possono essere combinati e valgono per: |Mx| <= 0.1 |My| e |Mx| <= 0.1 |Mz|.
Fatigue limit: estimated lifetime higher than $10x10^6$ cycles with 99% probability. Charts cannot be combined and are valid for: |Mx| <=0.1 |My| and |Mx| <=0.1 |Mz|.

--- Arresto d'emergenza max 100 volte nel corso della vita del prodotto.
Emergency stop max 100 times during service life.

Per casi di sollecitazione composta si faccia riferimento all'ufficio tecnico.
In case of combined stress contact our technical department.

MODELLO / MODEL

VER180FBS

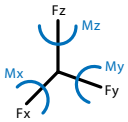

Sono rappresentate le deformazioni massime in condizioni isostatiche, con vincolo rigido e carico all'estremità. La deformazione effettiva dipende dalle condizioni di vincolo e dalla combinazione di carico.

Maximum deflection in an isostatic cantilever loaded condition. Actual strain depends on constraint condition and load combination.

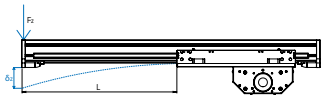

DEFORMAZIONE ELASTICA / ELASTIC DEFORMATION

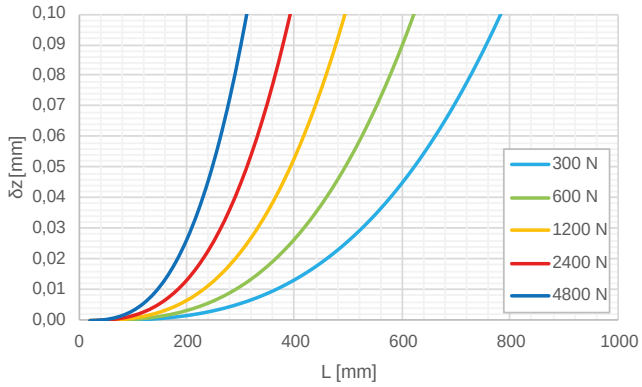

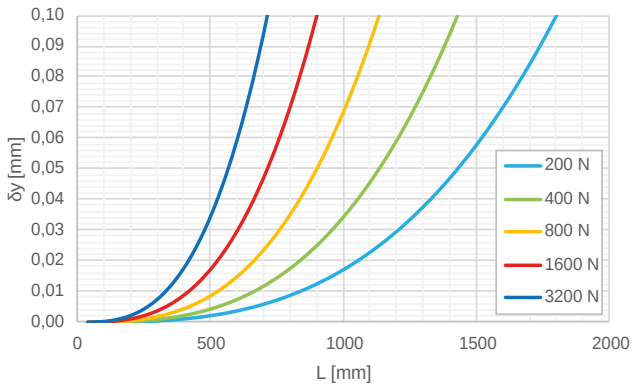

LIMITI STRUTTURALI /STRUCTURAL LIMITS

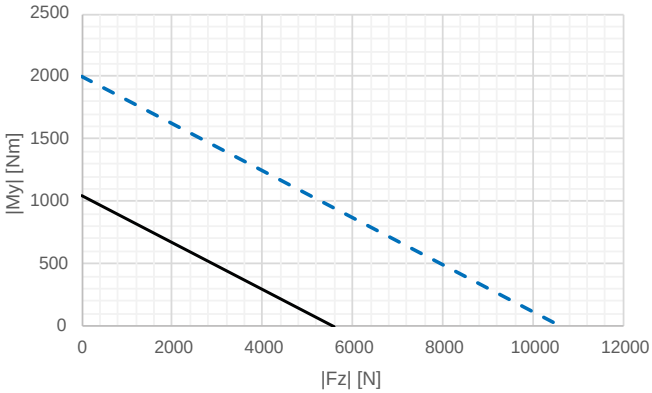

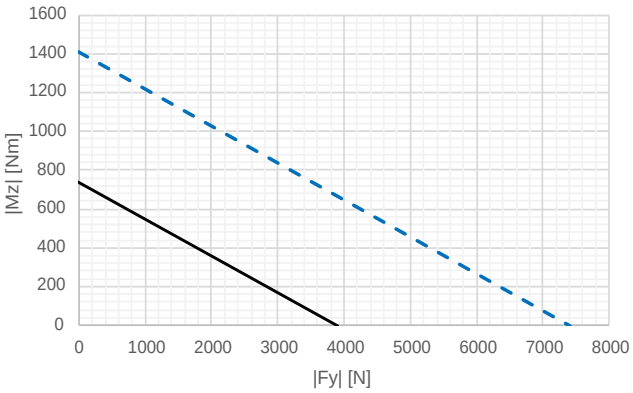

— Limite rottura a fatica: vita stimata superiore ai $10x10^6$ cicli col 99% probabilità. I grafici non possono essere combinati e valgono per: |Mx| <= 0.1 |My| e |Mx| <= 0.1 |Mz|.
Fatigue limit: estimated lifetime higher than $10x10^6$ cycles with 99% probability. Charts cannot be combined and are valid for: |Mx| <=0.1 |My| and |Mx| <=0.1 |Mz|.

--- Arresto d'emergenza max 100 volte nel corso della vita del prodotto.
Emergency stop max 100 times during service life.

Per casi di sollecitazione composta si faccia riferimento all'ufficio tecnico.
In case of combined stress contact our technical department.

UNITÀ LINEARE A VITE

BALL SCREW LINEAR UNIT



SERIE AMV_AMVS

SERIES

172 AMV120SB

176 AMV120CB

182 AMV180CB

186 AMV180LB

190 AMVS120CB

CODIFICA UNITÀ LINEARI
TYPE CODES

AMV	120	CB	0300	-	1510	C7	-	XX

TIPO UNITÀ / MODEL

AMV	Unità lineare a vite a ricircolo di sfere *Ball screw linear unit*

TAGLIA / SIZE

120	Profilo larghezza 120 mm *Profile width 120 mm*
180	Profilo larghezza 180 mm *Profile width 180 mm*

TIPOLOGIA CARRO PER UNITÀ AMV120 - 180
CARRIAGE TYPE FOR AMV120 - 180

SB	Carro extra corto biguida (disponibile solo per AMV 120) *Extra short carriage with dual guide rail* *(available only for AMV120)*
CB	Carro corto biguida *Short carriage with dual guide rail*
LB	Carro lungo biguida (disponibile solo per AMV180) *Long carriage with lateral dual guide rail* *(available only for AMV180)*

CORSA UTILE UNITÀ (mm) / EFFECTIVE STROKE (mm)

DIAMETRO E PASSO VITE PER UNITÀ AMV120 - AMV180
SCREW DIAMETER AND PITCH FOR MODEL AMV120 - AMV 180

2005	Vite Ø20 mm, passo 5 mm *Screw Ø20 mm, pitch 5 mm*
2010	Vite Ø20 mm, passo 10 mm *Screw Ø20 mm, pitch 10 mm*
2020	Vite Ø20 mm, passo 20 mm *Screw Ø20 mm, pitch 20 mm*

CLASSE DI PRECISIONE DELLA VITE
BALL SCREW ACCURACY GRADE

C5	Accoppiamento vite - chiocciola ISO5 *Ball screw tolerance ISO5*
C7	Accoppiamento vite - chiocciola ISO7 *Ball screw tolerance ISO7*

TIPOLOGIA CONFIGURAZIONE / CONFIGURATION TYPE

A	Configurazione standard *Standard configuration*
C	Configurazione personalizzata *Custom configuration*

MODELLO / MODEL

AMV120SB

INFORMAZIONI TECNICHE / TECHNICAL INFORMATION

Massa base unità (corsa zero) *Unit's base mass (zero stroke)*	[Kg]	5,3
Massa lineare unità *Unit's linear mass*	[Kg/100mm]	1,15
Massa carro *Carriage's mass*	[Kg]	1,25
Ripetibilità a vuoto *Unloaded repeatability*	[mm]	0,02-0,05
Classe precisione vite *Ballscrew accuracy class*		C5-C7
Diametro vite *Ball screw diameter*	[mm]	20
Passo vite *Ball screw pitch*	[mm]	5-10-20
Velocità massima* *Maximum velocity*	[mm/s]	rif. pg. 243
Forza assiale massima** *Maximum axial force*	[N]	rif. pg. 243
Momento principale d'inerzia Y *Principal moment of inertia Y*	[cm^4]	379
Momento principale d'inerzia Z *Principal moment of inertia Z*	[cm^4]	783

* I valori sono da considerarsi indicativi.
La velocità massima è funzione della lunghezza libera della vite e del carico.
Prestazioni superiori sono possibili e vanno verificate col nostro ufficio tecnico.
Values should be considered as an indication.
Maximum speed depends on free lenght of the ball screw and load condition.
Higher performance are possible. Please contact our technical department.

** In funzione della direzione di applicazione del carico.
Based on load direction.



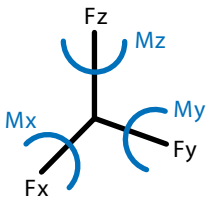

CARICO MASSIMO AMMISSIBILE / MAXIMUM PERMISSIBLE LOAD

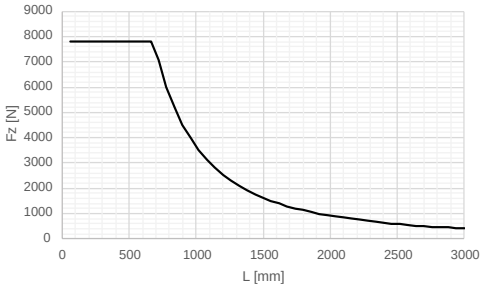

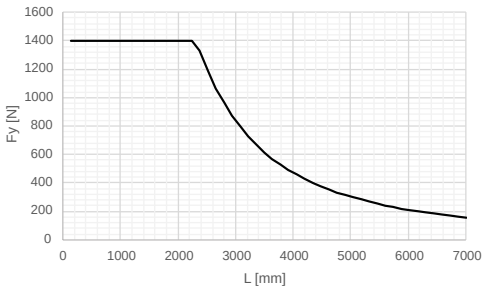

Sono rappresentati i carichi massimi applicabili in condizioni isostatiche, in appoggio, con vincolo torsionale semplice e carico in mezzeria.

Maximum load in isostatic condition centrally loaded.

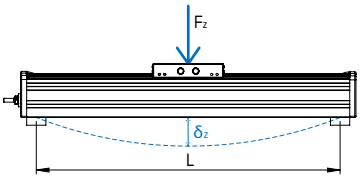

CARICO MASSIMO AMMISSIBILE / MAXIMUM PERMISSIBLE LOAD

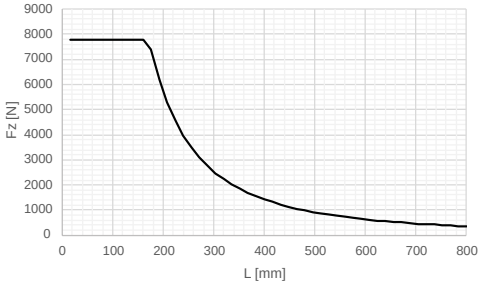

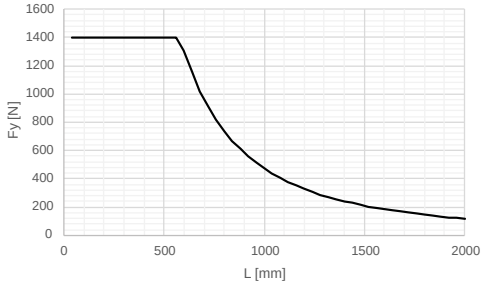

Sono rappresentati i carichi massimi applicabili in condizioni isostatiche, con vincolo rigido e carico all'estremità.

Maximum load in an isostatic cantilever loaded condition.

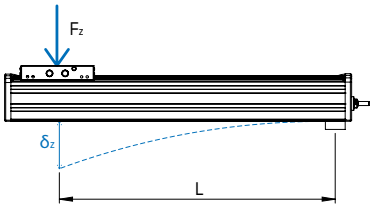

Si raccomanda di non superare i limiti dei grafici per non avere malfunzionamento dell'unità, peggioramento delle prestazioni o eccessiva usura.
We recommend not to exceed the maximum values to avoid lower performance, a reduced reliability and a big wear of the components.

DIMENSIONI / DIMENSIONS

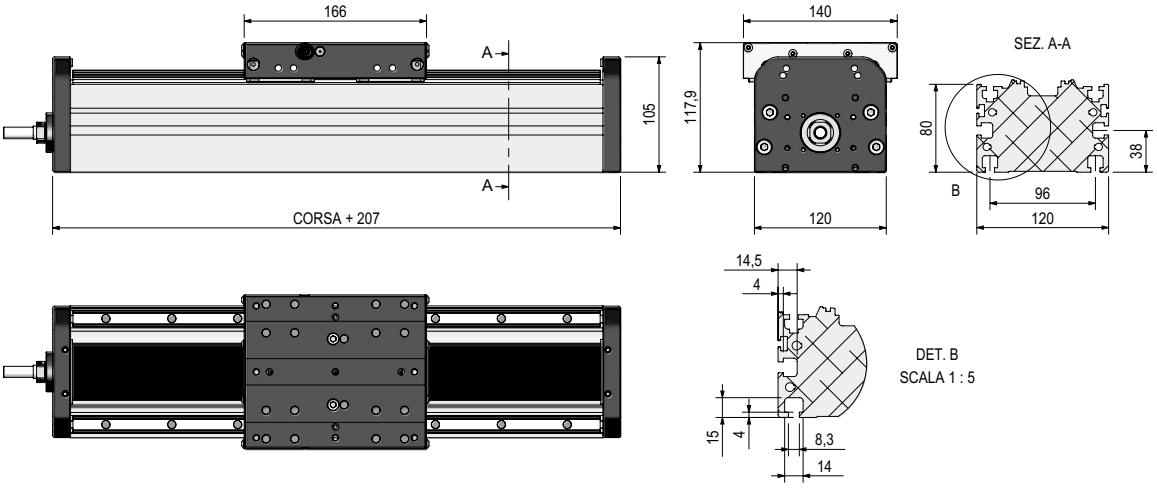

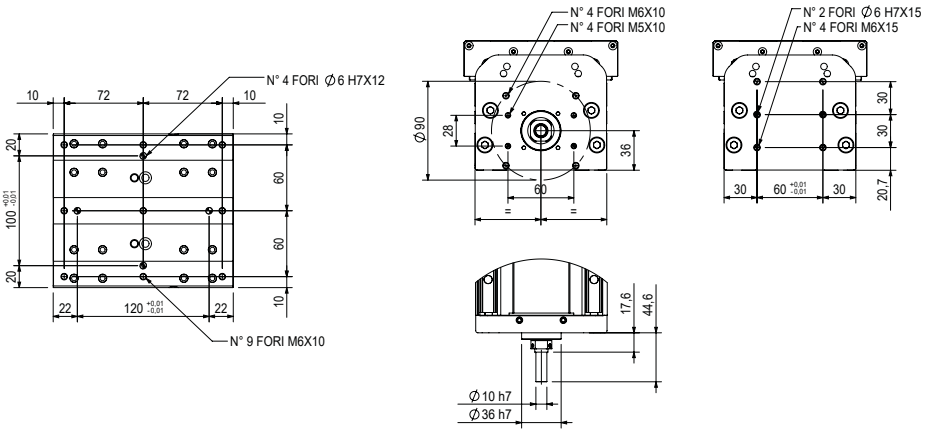

Tipologia interfaccia motore (2) (9)
Engine interface type
Kit IF8

Accessori ***Accessories***	**Cinghia** ***Belt***	**Vite** ***Ballscrew***	**Cremagliera** ***Rack and pinion***
(1) Riduttore *Gearbox*	x	x	x
(2) Kit assiale *Axial kit*	x	x	x
(3) Calettatore *Keyless Locking Device*	x		x
(4) Albero di torsione *Torsion shaft*	x		x
(5) Carro aggiuntivo *Additional carriage*	x		x
(6) Giunto elastico *Elastic coupling*	x		
(7) Freno stazionamento *Standing brake*	x		
(8) Elemento fissaggio/tassello *Fastening/plug*	x	x	x
(9) Kit rinvio *Transfer box*	x	x	
(10) Supporto sensore/Camma *Sensor bracket/Cam*	x	x	x

Le Unità Damo sono disponibili con una vasta gamma di accessori e optional specifici concepiti per facilitare la realizzazione e installazione di sistemi monoasse e multiasse.

All Units are available with a wide range of accessories and specific options designed to simplify the construction and installation of single-axis and multi-axis systems.

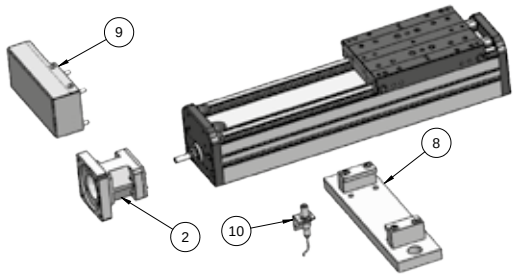

L'ufficio tecnico è a disposizione per la valutazione di applicazioni speciali e per analisi approfondite.
The technical department is available for the evaluation of special applications and for detailed analysis.

MODELLO / MODEL

AMV120SB

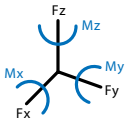

Sono rappresentate le deformazioni massime in condizioni isostatiche, in appoggio, con vincolo torsionale semplice e carico in mezzeria. La deformazione effettiva dipende dalle condizioni di vincolo e dalla combinazione di carico.

Maximum deflection in isostatic condition centrally loaded. Actual strain depends on constraint condition and load combination.

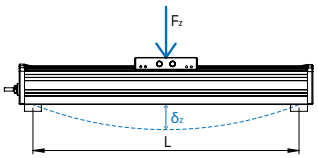

DEFORMAZIONE ELASTICA / ELASTIC DEFORMATION

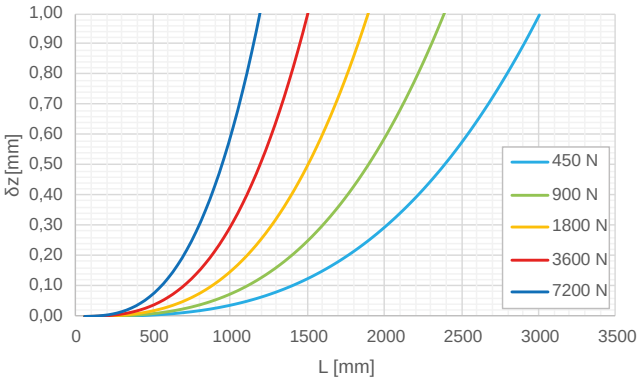

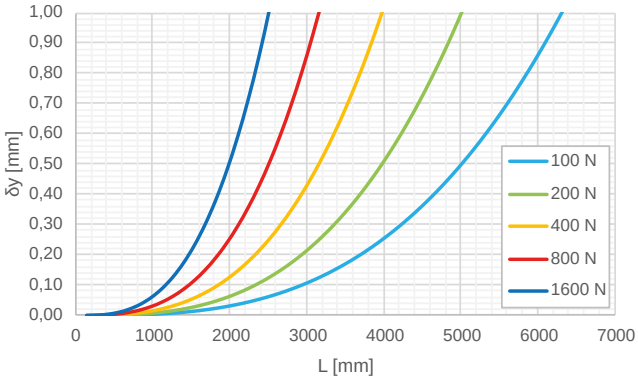

LIMITI STRUTTURALI /STRUCTURAL LIMITS

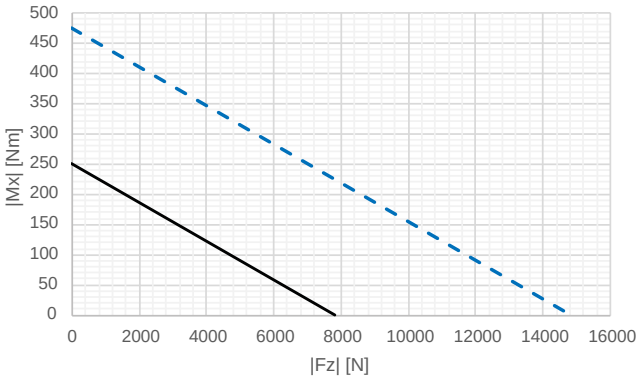

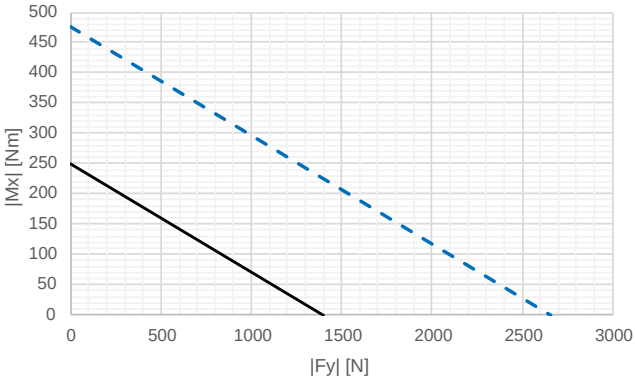

— Limite rottura a fatica: vita stimata superiore ai $10x10^6$ cicli col 99% probabilità. I grafici non possono essere combinati e valgono per: |Mx| <= 0.1 |My| e |Mx| <= 0.1 |Mz|.
Fatigue limit: estimated lifetime higher than $10x10^6$ cycles with 99% probability. Charts cannot be combined and are valid for: |Mx| <=0.1 |My| and |Mx| <=0.1 |Mz|.

--- Arresto d'emergenza max 100 volte nel corso della vita del prodotto.
Emergency stop max 100 times during service life.

Per casi di sollecitazione composta si faccia riferimento all'ufficio tecnico.
In case of combined stress contact our technical department.

MODELLO / MODEL

AMV120SB

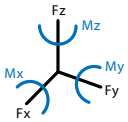

Sono rappresentate le deformazioni massime in condizioni isostatiche, con vincolo rigido e carico all'estremità. La deformazione effettiva dipende dalle condizioni di vincolo e dalla combinazione di carico.

Maximum deflection in an isostatic cantilever loaded condition. Actual strain depends on constraint condition and load combination.

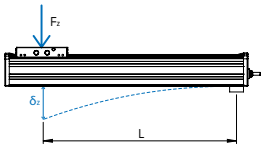

DEFORMAZIONE ELASTICA / ELASTIC DEFORMATION

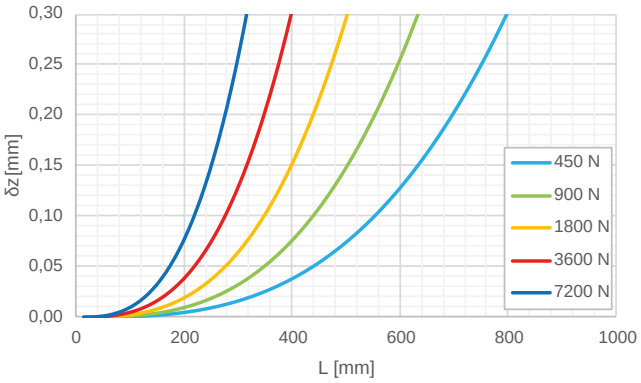

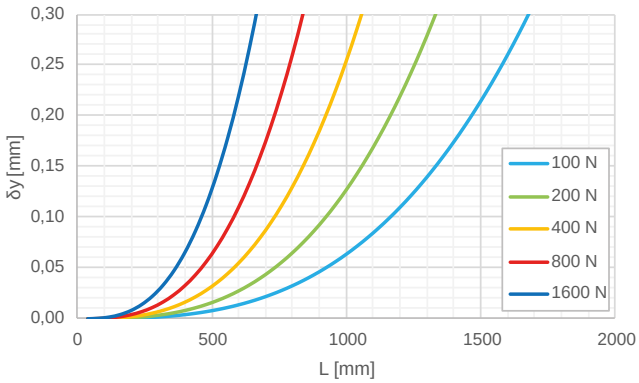

LIMITI STRUTTURALI /STRUCTURAL LIMITS

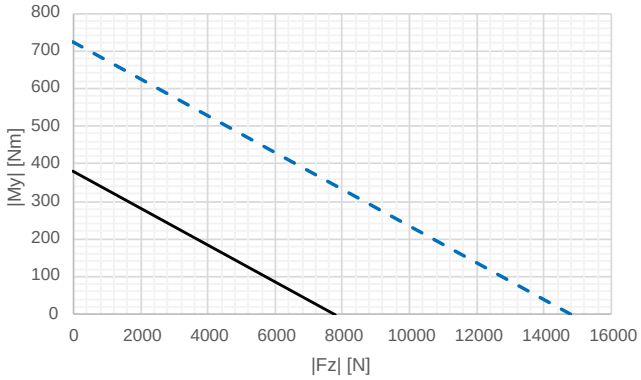

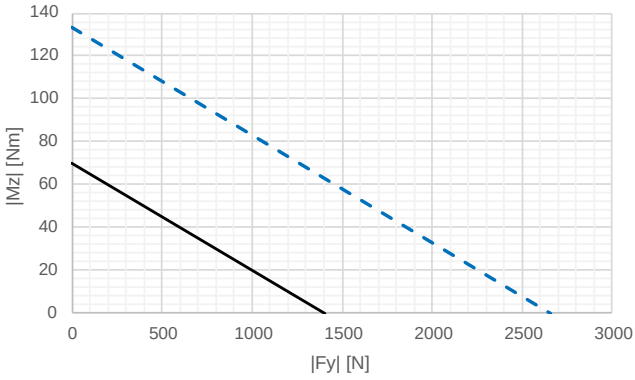

— Limite rottura a fatica: vita stimata superiore ai $10x10^6$ cicli col 99% probabilità. I grafici non possono essere combinati e valgono per: |Mx| <= 0.1 |My| e |Mx| <= 0.1 |Mz|.
Fatigue limit: estimated lifetime higher than $10x10^6$ cycles with 99% probability. Charts cannot be combined and are valid for: |Mx| <=0.1 |My| and |Mx| <=0.1 |Mz|.

--- Arresto d'emergenza max 100 volte nel corso della vita del prodotto.
Emergency stop max 100 times during service life.

Per casi di sollecitazione composta si faccia riferimento all'ufficio tecnico.
In case of combined stress contact our technical department.

MODELLO / MODEL

AMV120CB

INFORMAZIONI TECNICHE / TECHNICAL INFORMATION

Massa base unità (corsa zero) *Unit's base mass (zero stroke)*	[Kg]	6,5
Massa lineare unità *Unit's linear mass*	[Kg/100mm]	1,18
Massa carro *Carriage's mass*	[Kg]	3,35
Ripetibilità a vuoto *Unloaded repeatability*	[mm]	0,02-0,05
Classe precisione vite *Ballscrew accuracy class*		C5-C7
Diametro vite *Ball screw diameter*	[mm]	20
Passo vite *Ball screw pitch*	[mm]	5-10-20
Velocità massima* *Maximum velocity*	[mm/s]	rif. pg. 243
Forza assiale massima** *Maximum axial force*	[N]	rif. pg. 243
Momento principale d'inerzia Y *Principal moment of inertia Y*	[cm^4]	379
Momento principale d'inerzia Z *Principal moment of inertia Z*	[cm^4]	783

* I valori sono da considerarsi indicativi.
La velocità massima è funzione della lunghezza libera della vite e del carico.
Prestazioni superiori sono possibili e vanno verificate col nostro ufficio tecnico.
Values should be considered as an indication.
Maximum speed depends on free lenght of the ball screw and load condition.
Higher performance are possible. Please contact our technical department.

** In funzione della direzione di applicazione del carico.
Based on load direction.



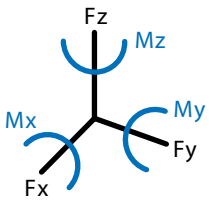

CARICO MASSIMO AMMISSIBILE / MAXIMUM PERMISSIBLE LOAD

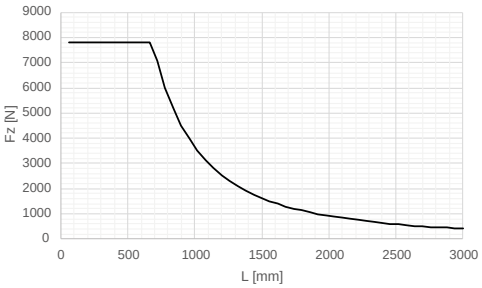

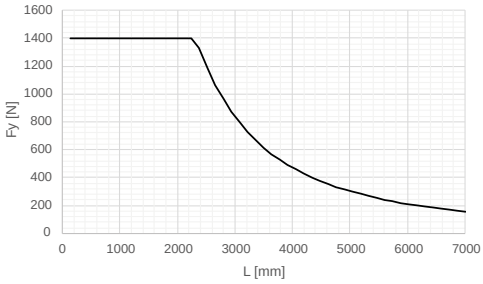

Sono rappresentati i carichi massimi applicabili in condizioni isostatiche, in appoggio, con vincolo torsionale semplice e carico in mezzeria.

Maximum load in isostatic condition centrally loaded.

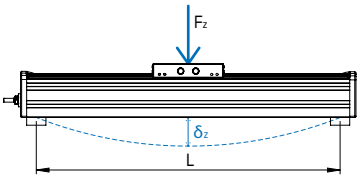

CARICO MASSIMO AMMISSIBILE / MAXIMUM PERMISSIBLE LOAD

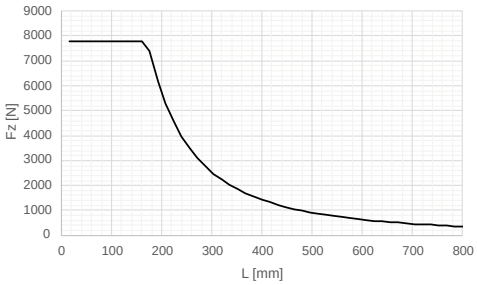

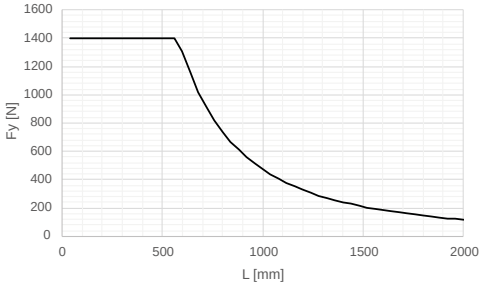

Sono rappresentati i carichi massimi applicabili in condizioni isostatiche, con vincolo rigido e carico all'estremità.

Maximum load in an isostatic cantilever loaded condition.

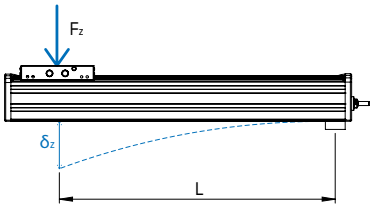

Si raccomanda di non superare i limiti dei grafici per non avere malfunzionamento dell'unità, peggioramento delle prestazioni o eccessiva usura.
We recommend not to exceed the maximum values to avoid lower performance, a reduced reliability and a big wear of the components.

DIMENSIONI / DIMENSIONS

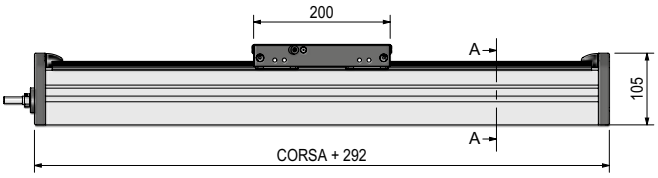

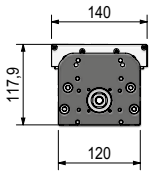

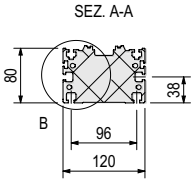

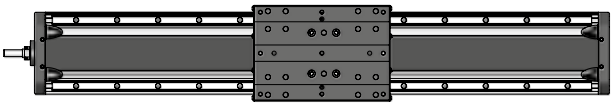

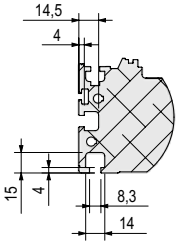

DET. B
SCALA 1 : 5

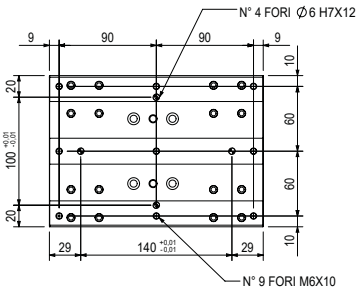

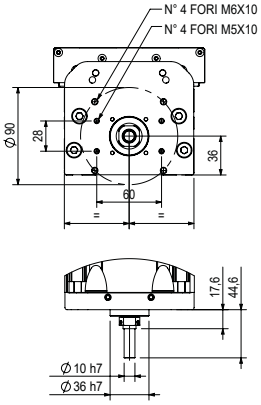

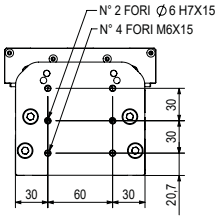

Tipologia interfaccia motore (2) (9)
Engine interface type
Kit IF8

Accessori ***Accessories***	**Cinghia** ***Belt***	**Vite** ***Ballscrew***	**Cremagliera** ***Rack and pinion***
(1) Riduttore *Gearbox*	x	x	x
(2) Kit assiale *Axial kit*	x	x	x
(3) Calettatore *Keyless Locking Device*	x		x
(4) Albero di torsione *Torsion shaft*	x		x
(5) Carro aggiuntivo *Additional carriage*	x		x
(6) Giunto elastico *Elastic coupling*	x		
(7) Freno stazionamento *Standing brake*	x		
(8) Elemento fissaggio/tassello *Fastening/plug*	x	x	x
(9) Kit rinvio *Transfer box*	x	x	
(10) Supporto sensore/Camma *Sensor bracket/Cam*	x	x	x

Le Unità Damo sono disponibili con una vasta gamma di accessori e optional specifici concepiti per facilitare la realizzazione e installazione di sistemi monoasse e multiasse.

All Units are available with a wide range of accessories and specific options designed to simplify the construction and installation of single-axis and multi-axis systems.

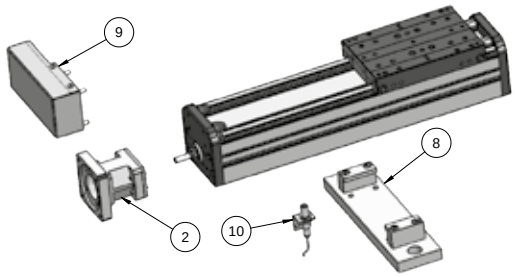

L'ufficio tecnico è a disposizione per la valutazione di applicazioni speciali e per analisi approfondite.
The technical department is available for the evaluation of special applications and for detailed analysis.

MODELLO / MODEL

AMV120CB

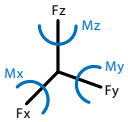

Sono rappresentate le deformazioni massime in condizioni isostatiche, in appoggio, con vincolo torsionale semplice e carico in mezzeria. La deformazione effettiva dipende dalle condizioni di vincolo e dalla combinazione di carico.

Maximum deflection in isostatic condition centrally loaded. Actual strain depends on constraint condition and load combination.

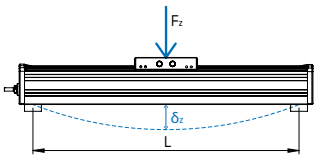

DEFORMAZIONE ELASTICA / ELASTIC DEFORMATION

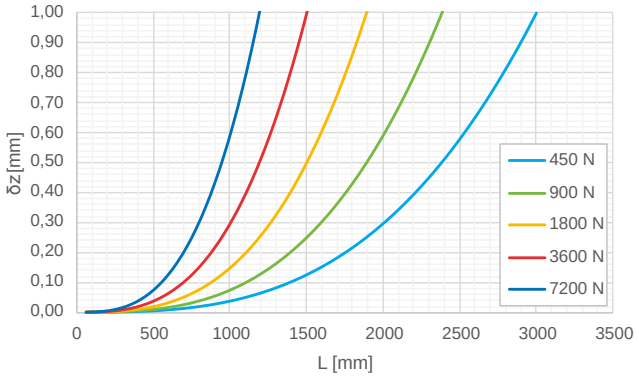

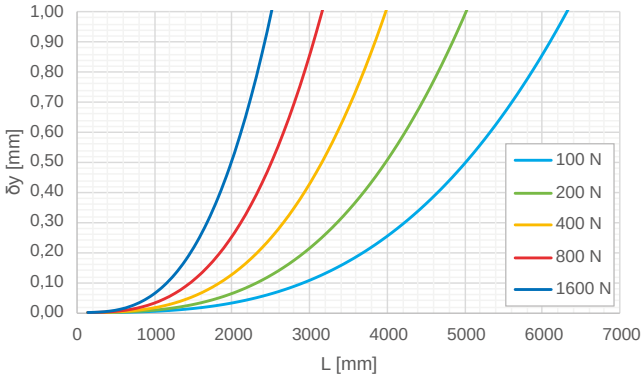

LIMITI STRUTTURALI /STRUCTURAL LIMITS

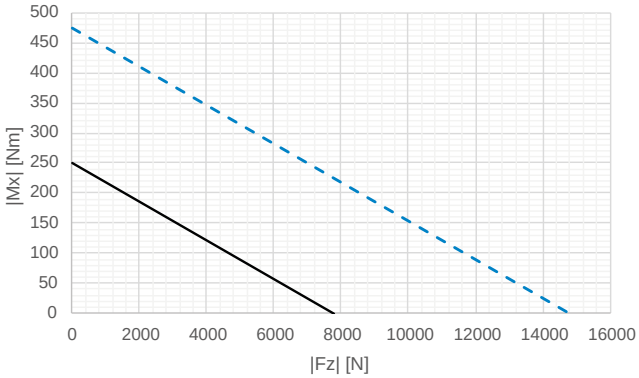

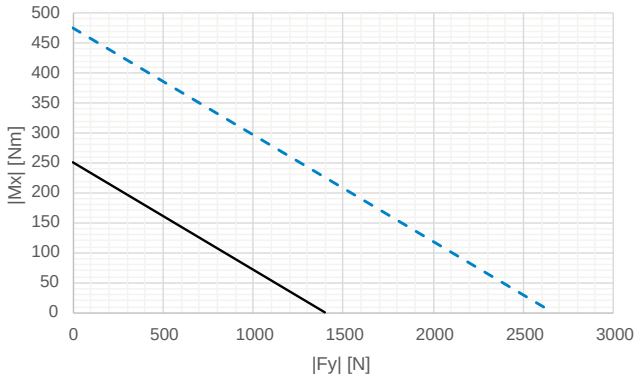

— Limite rottura a fatica: vita stimata superiore ai $10x10^6$ cicli col 99% probabilità. I grafici non possono essere combinati e valgono per: |Mx| <= 0.1 |My| e |Mx| <= 0.1 |Mz|.
Fatigue limit: estimated lifetime higher than $10x10^6$ cycles with 99% probability. Charts cannot be combined and are valid for: |Mx| <=0.1 |My| and |Mx| <=0.1 |Mz|.

--- Arresto d'emergenza max 100 volte nel corso della vita del prodotto.
Emergency stop max 100 times during service life.

Per casi di sollecitazione composta si faccia riferimento all'ufficio tecnico.
In case of combined stress contact our technical department.

MODELLO / MODEL

AMV120CB

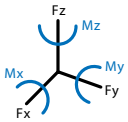

Sono rappresentate le deformazioni massime in condizioni isostatiche, con vincolo rigido e carico all'estremità. La deformazione effettiva dipende dalle condizioni di vincolo e dalla combinazione di carico.

Maximum deflection in an isostatic cantilever loaded condition. Actual strain depends on constraint condition and load combination.

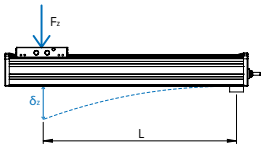

DEFORMAZIONE ELASTICA / ELASTIC DEFORMATION

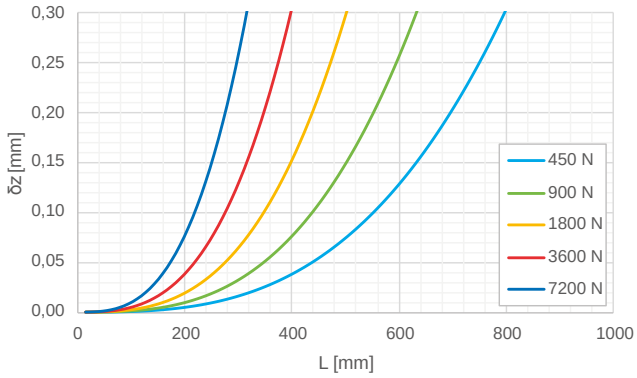

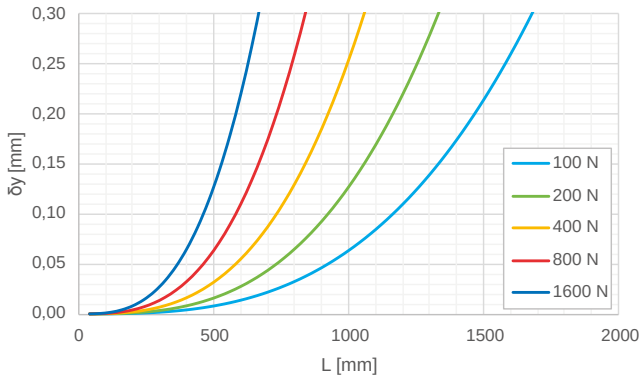

LIMITI STRUTTURALI /STRUCTURAL LIMITS

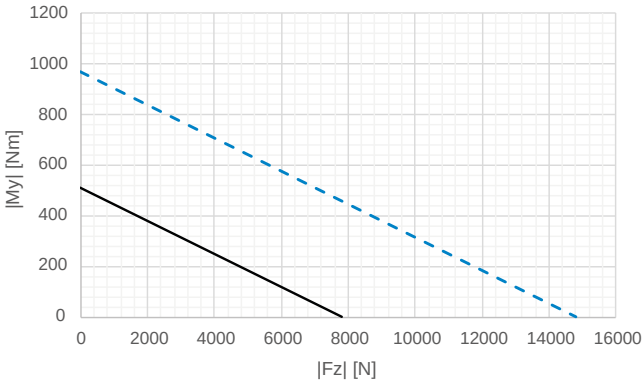

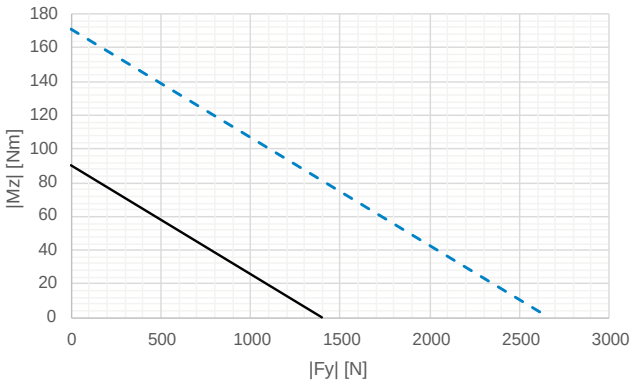

— Limite rottura a fatica: vita stimata superiore ai $10x10^6$ cicli col 99% probabilità. I grafici non possono essere combinati e valgono per: |Mx| <= 0.1 |My| e |Mx| <= 0.1 |Mz|.
Fatigue limit: estimated lifetime higher than $10x10^6$ cycles with 99% probability. Charts cannot be combined and are valid for: |Mx| <=0.1 |My| and |Mx| <=0.1 |Mz|.

--- Arresto d'emergenza max 100 volte nel corso della vita del prodotto.
Emergency stop max 100 times during service life.

Per casi di sollecitazione composta si faccia riferimento all'ufficio tecnico.
In case of combined stress contact our technical department.

MODELLO / MODEL

AMV180CB

INFORMAZIONI TECNICHE / TECHNICAL INFORMATION

Massa base unità (corsa zero) *Unit's base mass (zero stroke)*	[Kg]	10,6
Massa lineare unità *Unit's linear mass*	[Kg/100mm]	2,05
Massa carro *Carriage's mass*	[Kg]	3,54
Ripetibilità a vuoto *Unloaded repeatability*	[mm]	0,02-0,05
Classe precisione vite *Ballscrew accuracy class*		C5-C7
Diametro vite *Ball screw diameter*	[mm]	20
Passo vite *Ball screw pitch*	[mm]	5-10-20
Velocità massima* *Maximum velocity*	[mm/s]	rif. pg. 243
Forza assiale massima** *Maximum axial force*	[N]	rif. pg. 243
Momento principale d'inerzia Y *Principal moment of inertia Y*	[cm^4]	1083
Momento principale d'inerzia Z *Principal moment of inertia Z*	[cm^4]	2665

* I valori sono da considerarsi indicativi.
La velocità massima è funzione della lunghezza libera della vite e del carico.
Prestazioni superiori sono possibili e vanno verificate col nostro ufficio tecnico.
Values should be considered as an indication.
Maximum speed depends on free lenght of the ball screw and load condition.
Higher performance are possible. Please contact our technical department.

** In funzione della direzione di applicazione del carico.
Based on load direction.



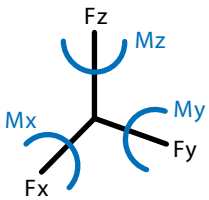

CARICO MASSIMO AMMISSIBILE / MAXIMUM PERMISSIBLE LOAD

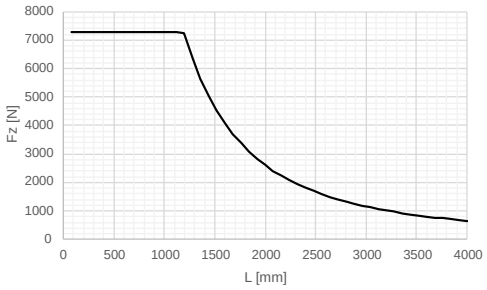

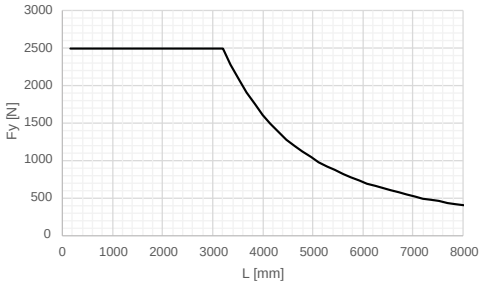

Sono rappresentati i carichi massimi applicabili in condizioni isostatiche, in appoggio, con vincolo torsionale semplice e carico in mezzeria.

Maximum load in isostatic condition centrally loaded.

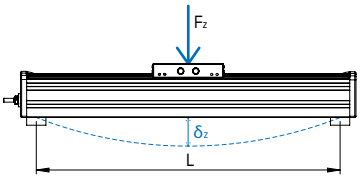

CARICO MASSIMO AMMISSIBILE / MAXIMUM PERMISSIBLE LOAD

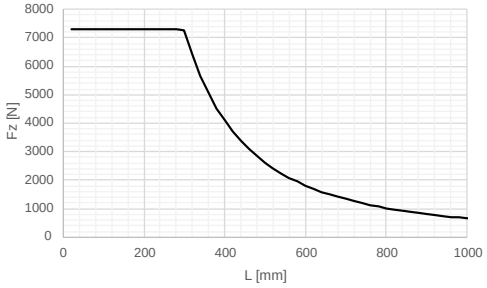

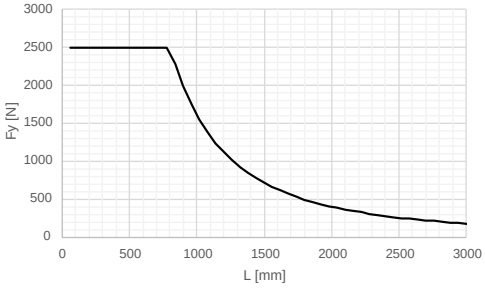

Sono rappresentati i carichi massimi applicabili in condizioni isostatiche, con vincolo rigido e carico all'estremità.

Maximum load in an isostatic cantilever loaded condition.

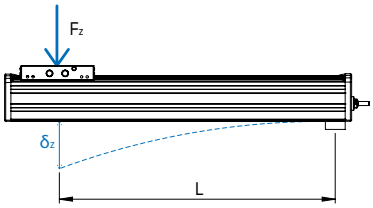

Si raccomanda di non superare i limiti dei grafici per non avere malfunzionamento dell'unità, peggioramento delle prestazioni o eccessiva usura.
We recommend not to exceed the maximum values to avoid lower performance, a reduced reliability and a big wear of the components.

DIMENSIONI / DIMENSIONS

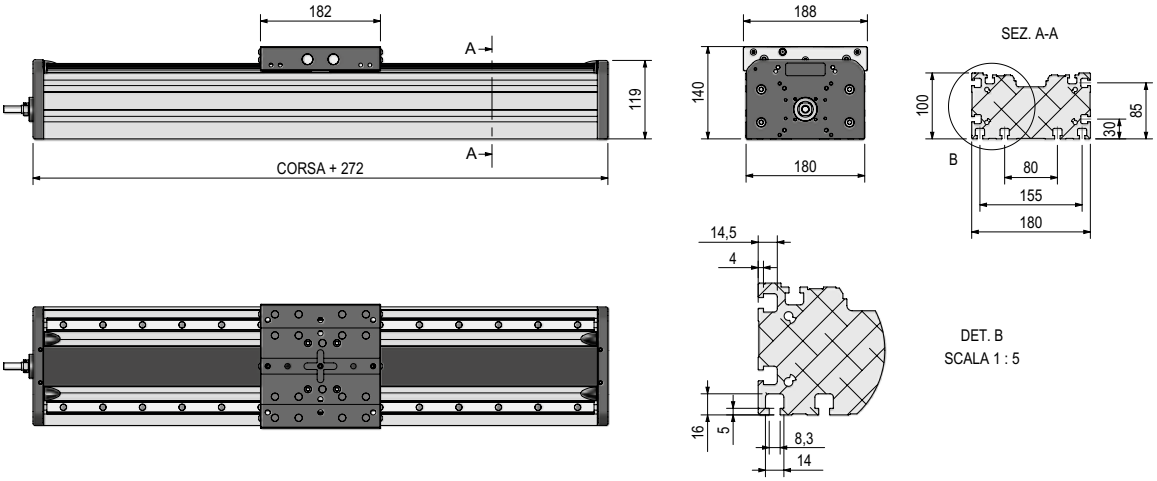

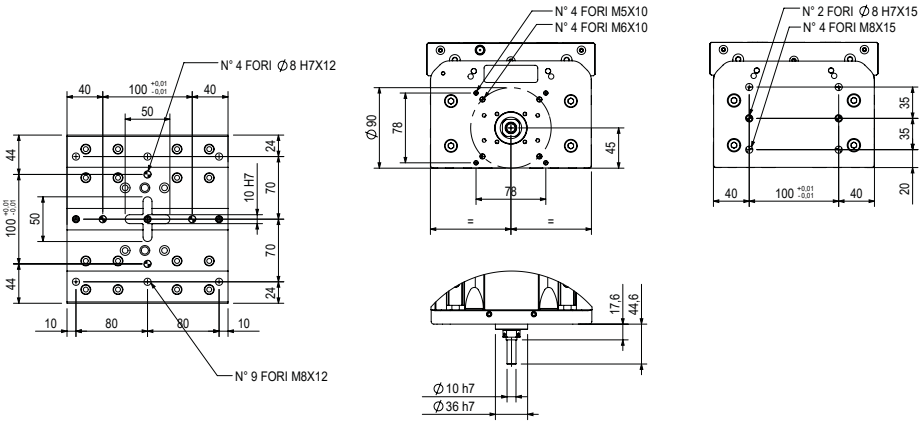

Tipologia interfaccia motore (2) (9)
Engine interface type
Kit IF9

Accessori ***Accessories***	**Cinghia** ***Belt***	**Vite** ***Ballscrew***	**Cremagliera** ***Rack and pinion***
(1) Riduttore *Gearbox*	x	x	x
(2) Kit assiale *Axial kit*	x	x	x
(3) Calettatore *Keyless Locking Device*	x		x
(4) Albero di torsione *Torsion shaft*	x		x
(5) Carro aggiuntivo *Additional carriage*	x		x
(6) Giunto elastico *Elastic coupling*	x		
(7) Freno stazionamento *Standing brake*	x		
(8) Elemento fissaggio/tassello *Fastening/plug*	x	x	x
(9) Kit rinvio *Transfer box*	x	x	
(10) Supporto sensore/Camma *Sensor bracket/Cam*	x	x	x

Le Unità Damo sono disponibili con una vasta gamma di accessori e optional specifici concepiti per facilitare la realizzazione e installazione di sistemi monoasse e multiasse.

All Units are available with a wide range of accessories and specific options designed to simplify the construction and installation of single-axis and multi-axis systems.

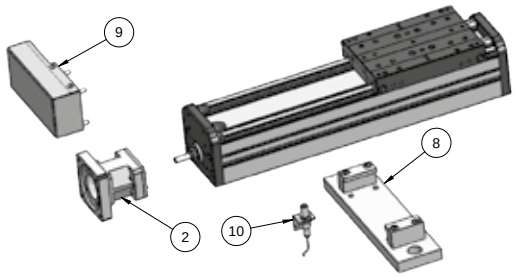

L'ufficio tecnico è a disposizione per la valutazione di applicazioni speciali e per analisi approfondite.
The technical department is available for the evaluation of special applications and for detailed analysis.

MODELLO / MODEL

AMV180CB

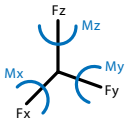

Sono rappresentate le deformazioni massime in condizioni isostatiche, in appoggio, con vincolo torsionale semplice e carico in mezzeria. La deformazione effettiva dipende dalle condizioni di vincolo e dalla combinazione di carico.

Maximum deflection in isostatic condition centrally loaded. Actual strain depends on constraint condition and load combination.

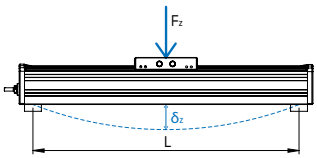

DEFORMAZIONE ELASTICA / ELASTIC DEFORMATION

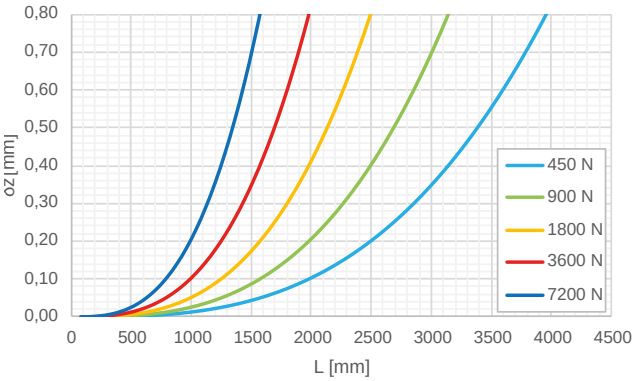

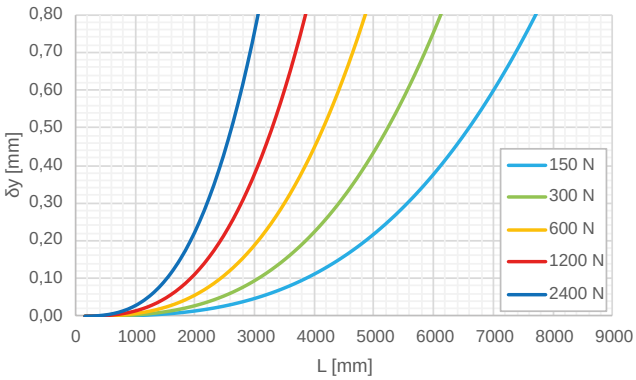

LIMITI STRUTTURALI /STRUCTURAL LIMITS

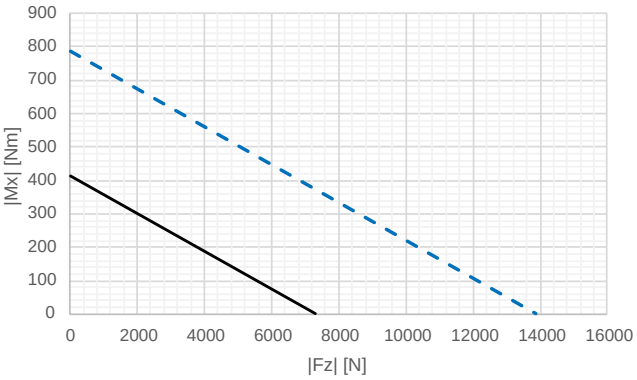

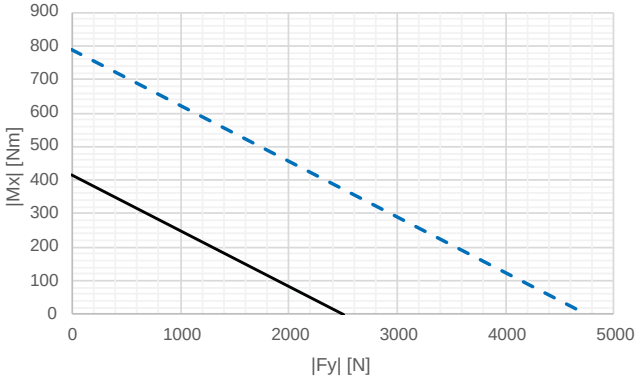

— Limite rottura a fatica: vita stimata superiore ai $10x10^6$ cicli col 99% probabilità. I grafici non possono essere combinati e valgono per: |Mx| <= 0.1 |My| e |Mx| <= 0.1 |Mz|.
Fatigue limit: estimated lifetime higher than $10x10^6$ cycles with 99% probability. Charts cannot be combined and are valid for: |Mx| <=0.1 |My| and |Mx| <=0.1 |Mz|.

--- Arresto d'emergenza max 100 volte nel corso della vita del prodotto.
Emergency stop max 100 times during service life.

Per casi di sollecitazione composta si faccia riferimento all'ufficio tecnico.
In case of combined stress contact our technical department.

MODELLO / MODEL

AMV180CB

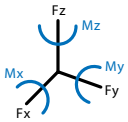

Sono rappresentate le deformazioni massime in condizioni isostatiche, con vincolo rigido e carico all'estremità. La deformazione effettiva dipende dalle condizioni di vincolo e dalla combinazione di carico.

Maximum deflection in an isostatic cantilever loaded condition. Actual strain depends on constraint condition and load combination.

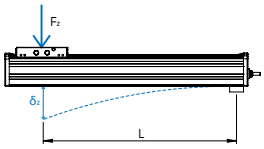

DEFORMAZIONE ELASTICA / ELASTIC DEFORMATION

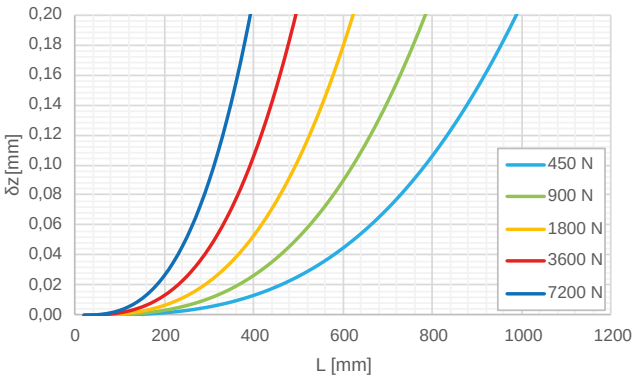

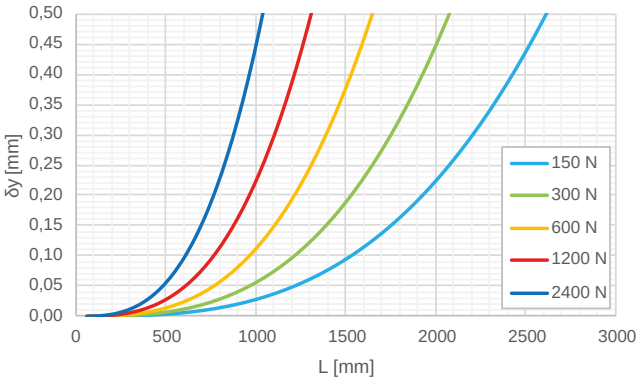

LIMITI STRUTTURALI /STRUTTURAL LIMITS

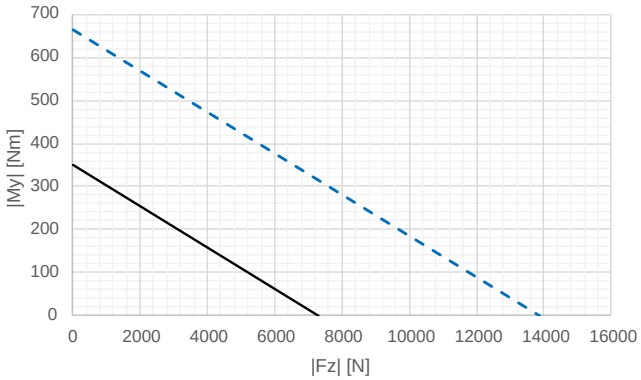

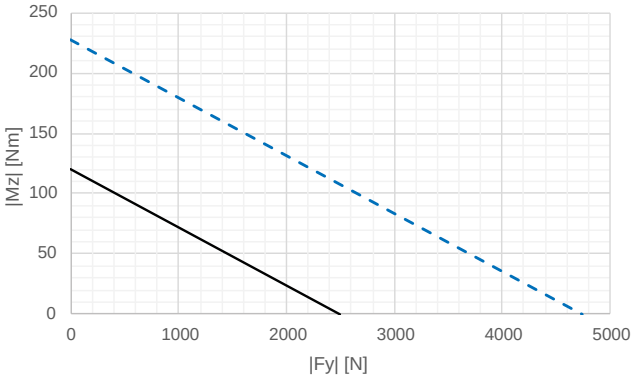

— Limite rottura a fatica: vita stimata superiore ai $10x10^6$ cicli col 99% probabilità. I grafici non possono essere combinati e valgono per: |Mx| <= 0.1 |My| e |Mx| <= 0.1 |Mz|.
Fatigue limit: estimated lifetime higher than $10x10^6$ cycles with 99% probability. Charts cannot be combined and are valid for: |Mx| <=0.1 |My| and |Mx| <=0.1 |Mz|.

--- Arresto d'emergenza max 100 volte nel corso della vita del prodotto.
Emergency stop max 100 times during service life.

Per casi di sollecitazione composta si faccia riferimento all'ufficio tecnico.
In case of combined stress contact our technical department.

MODELLO / MODEL

AMV180LB

INFORMAZIONI TECNICHE / TECHNICAL INFORMATION

Massa base unità (corsa zero) *Unit's base mass (zero stroke)*	[Kg]	13,3
Massa lineare unità *Unit's linear mass*	[Kg/100mm]	2,05
Massa carro *Carriage's mass*	[Kg]	4,44
Ripetibilità a vuoto *Unloaded repeatability*	[mm]	0,02-0,05
Classe precisione vite *Ballscrew accuracy class*		C5-C7
Diametro vite *Ball screw diameter*	[mm]	20
Passo vite *Ball screw pitch*	[mm]	5-10-20
Velocità massima* *Maximum velocity*	[mm/s]	rif. pg. 243
Forza assiale massima** *Maximum axial force*	[N]	rif. pg. 243
Momento principale d'inerzia Y *Principal moment of inertia Y*	[cm^4]	1083
Momento principale d'inerzia Z *Principal moment of inertia Z*	[cm^4]	2665

* I valori sono da considerarsi indicativi.
La velocità massima è funzione della lunghezza libera della vite e del carico.
Prestazioni superiori sono possibili e vanno verificate col nostro ufficio tecnico.
Values should be considered as an indication.
Maximum speed depends on free lenght of the ball screw and load condition.
Higher performance are possible. Please contact our technical department.

** In funzione della direzione di applicazione del carico.
Based on load direction.



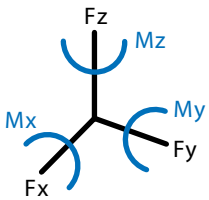

CARICO MASSIMO AMMISSIBILE / MAXIMUM PERMISSIBLE LOAD

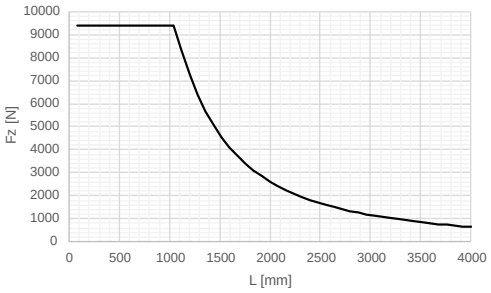

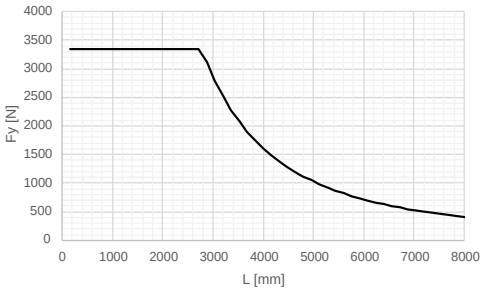

Sono rappresentati i carichi massimi applicabili in condizioni isostatiche, in appoggio, con vincolo torsionale semplice e carico in mezzeria.
Maximum load in isostatic condition centrally loaded.

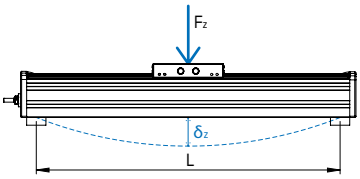

CARICO MASSIMO AMMISSIBILE / MAXIMUM PERMISSIBLE LOAD

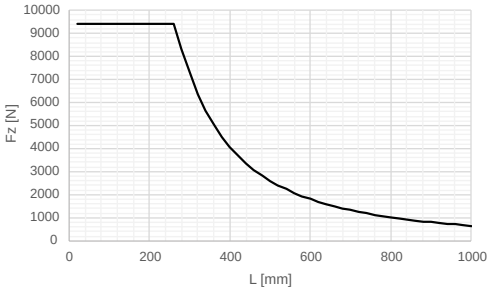

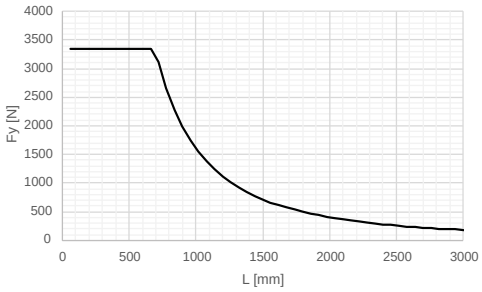

Sono rappresentati i carichi massimi applicabili in condizioni isostatiche, con vincolo rigido e carico all'estremità.
Maximum load in an isostatic cantilever loaded condition.

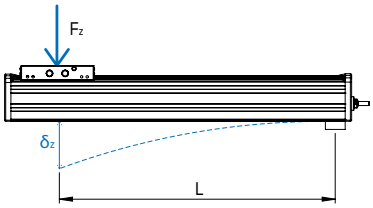

Si raccomanda di non superare i limiti dei grafici per non avere malfunzionamento dell'unità, peggioramento delle prestazioni o eccessiva usura.
We recommend not to exceed the maximum values to avoid lower performance, a reduced reliability and a big wear of the components.

DIMENSIONI / DIMENSIONS

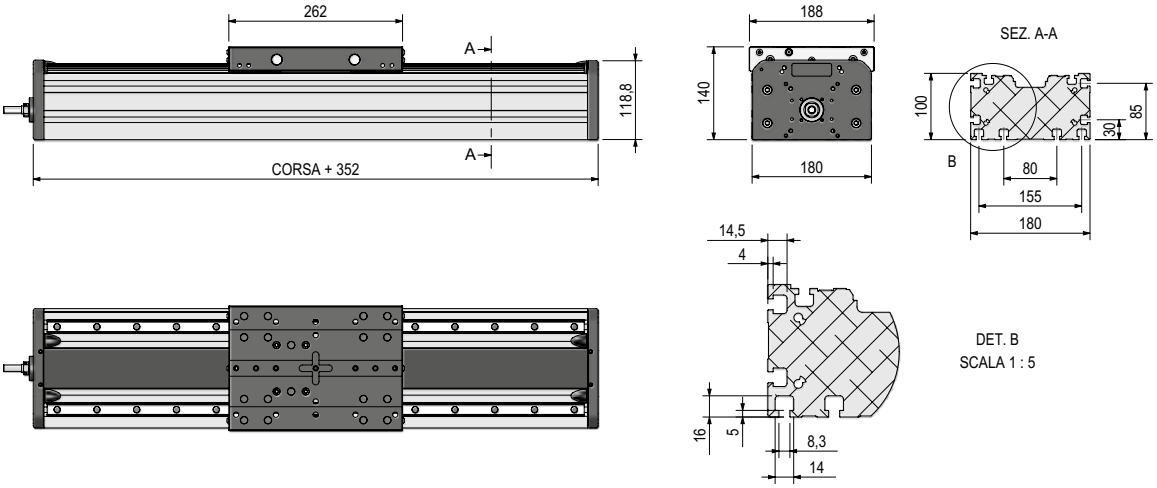

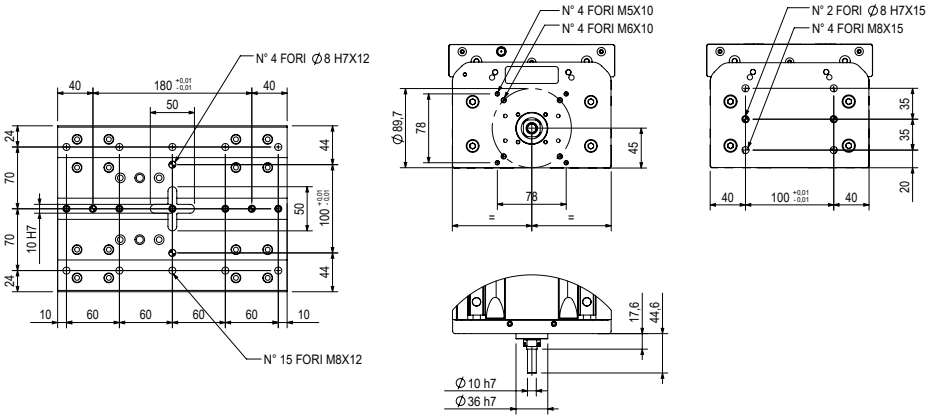

Tipologia interfaccia motore (2) (9)
Engine interface type
Kit IF9

Accessori ***Accessories***	**Cinghia** ***Belt***	**Vite** ***Ballscrew***	**Cremagliera** ***Rack and pinion***
(1) Riduttore *Gearbox*	x	x	x
(2) Kit assiale *Axial kit*	x	x	x
(3) Calettatore *Keyless Locking Device*	x		x
(4) Albero di torsione *Torsion shaft*	x		x
(5) Carro aggiuntivo *Additional carriage*	x		x
(6) Giunto elastico *Elastic coupling*	x		
(7) Freno stazionamento *Standing brake*	x		
(8) Elemento fissaggio/tassello *Fastening/plug*	x	x	x
(9) Kit rinvio *Transfer box*	x	x	
(10) Supporto sensore/Camma *Sensor bracket/Cam*	x	x	x

Le Unità Damo sono disponibili con una vasta gamma di accessori e optional specifici concepiti per facilitare la realizzazione e installazione di sistemi monoasse e multiasse.

All Units are available with a wide range of accessories and specific options designed to simplify the construction and installation of single-axis and multi-axis systems.

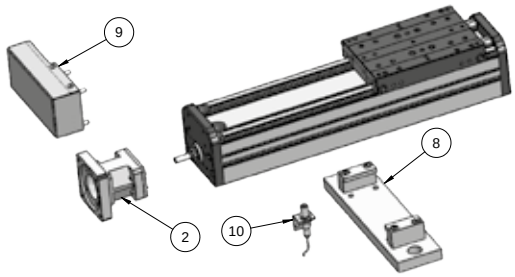

L'ufficio tecnico è a disposizione per la valutazione di applicazioni speciali e per analisi approfondite.
The technical department is available for the evaluation of special applications and for detailed analysis.

MODELLO / MODEL

AMV180LB



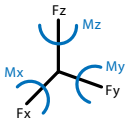

Sono rappresentate le deformazioni massime in condizioni isostatiche, in appoggio, con vincolo torsionale semplice e carico in mezzeria. La deformazione effettiva dipende dalle condizioni di vincolo e dalla combinazione di carico.

Maximum deflection in isostatic condition centrally loaded. Actual strain depends on constraint condition and load combination.

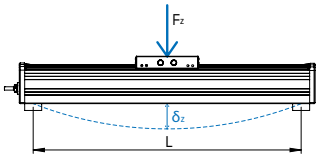

DEFORMAZIONE ELASTICA / ELASTIC DEFORMATION

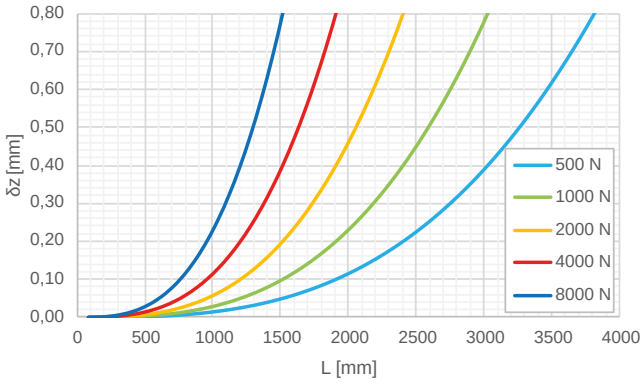

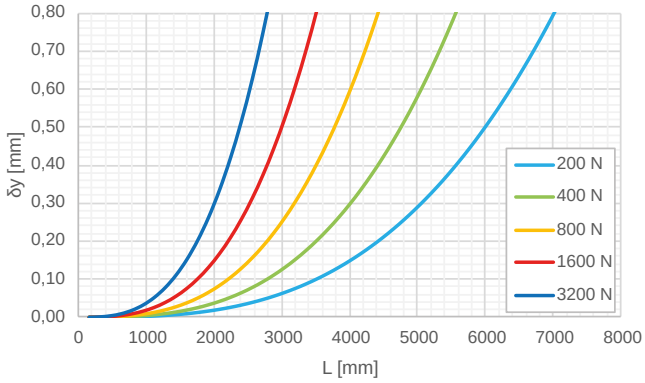

LIMITI STRUTTURALI /STRUCTURAL LIMITS

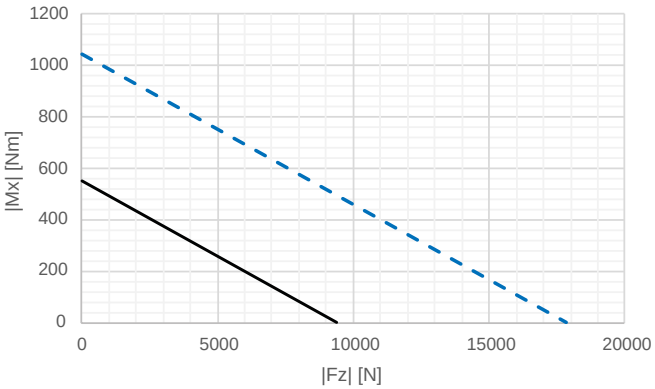

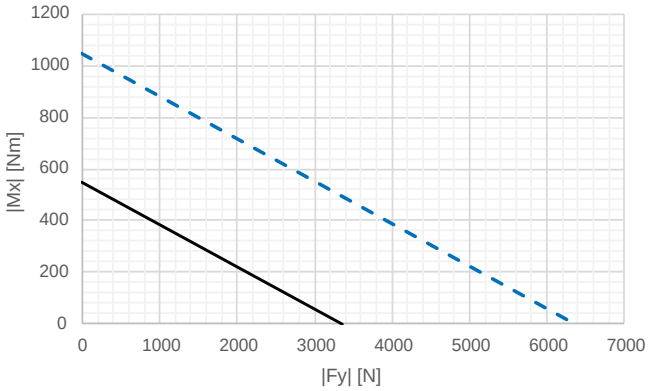

— Limite rottura a fatica: vita stimata superiore ai $10x10^6$ cicli col 99% probabilità. I grafici non possono essere combinati e valgono per: |Mx| <= 0.1 |My| e |Mx| <= 0.1 |Mz|.
Fatigue limit: estimated lifetime higher than $10x10^6$ cycles with 99% probability. Charts cannot be combined and are valid for: |Mx| <=0.1 |My| and |Mx| <=0.1 |Mz|.

--- Arresto d'emergenza max 100 volte nel corso della vita del prodotto.
Emergency stop max 100 times during service life.

Per casi di sollecitazione composta si faccia riferimento all'ufficio tecnico.
In case of combined stress contact our technical department.

MODELLO / MODEL

AMV180LB



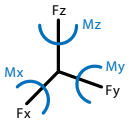

Sono rappresentate le deformazioni massime in condizioni isostatiche, con vincolo rigido e carico all'estremità. La deformazione effettiva dipende dalle condizioni di vincolo e dalla combinazione di carico.

Maximum deflection in an isostatic cantilever loaded condition. Actual strain depends on constraint condition and load combination.

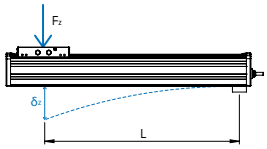

DEFORMAZIONE ELASTICA / ELASTIC DEFORMATION

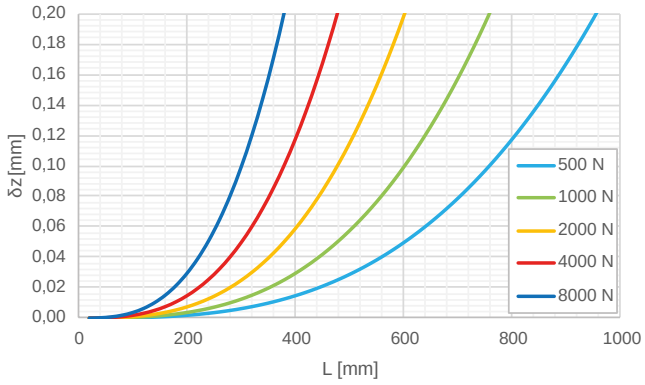

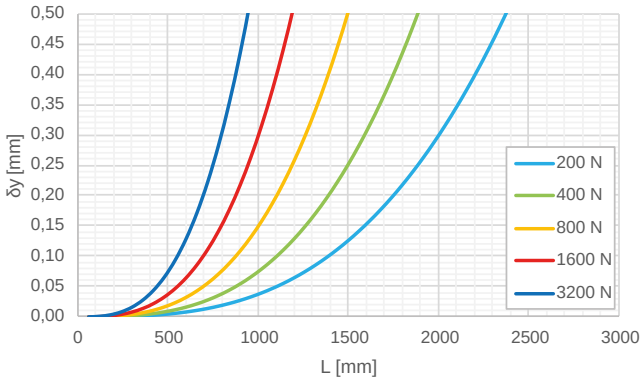

LIMITI STRUTTURALI /STRUCTURAL LIMITS

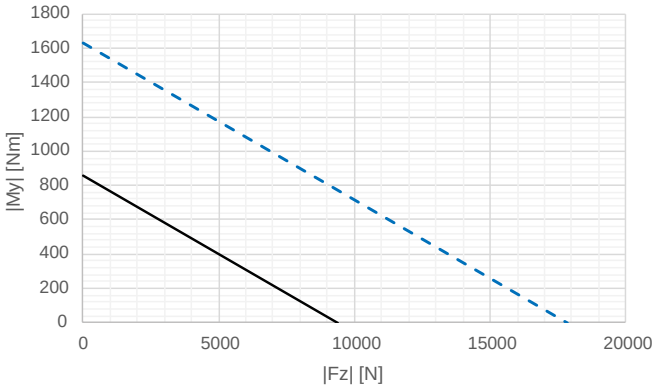

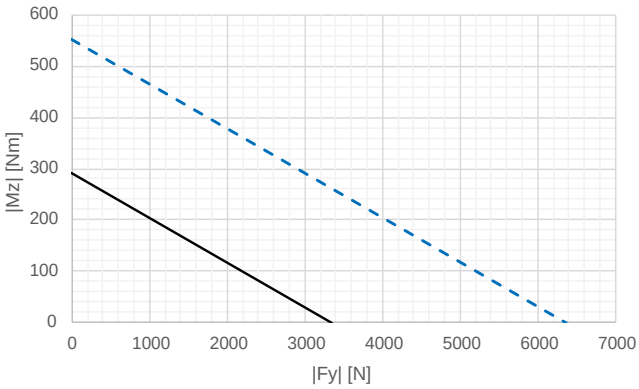

— Limite rottura a fatica: vita stimata superiore ai $10x10^6$ cicli col 99% probabilità. I grafici non possono essere combinati e valgono per: |Mx| <= 0.1 |My| e |Mx| <= 0.1 |Mz|.
Fatigue limit: estimated lifetime higher than $10x10^6$ cycles with 99% probability. Charts cannot be combined and are valid for: |Mx| <=0.1 |My| and |Mx| <=0.1 |Mz|.

--- Arresto d'emergenza max 100 volte nel corso della vita del prodotto.
Emergency stop max 100 times during service life.

Per casi di sollecitazione composta si faccia riferimento all'ufficio tecnico.
In case of combined stress contact our technical department.

CODIFICA UNITÀ LINEARI
TYPE CODES

AMVS	120	CB	0300	-	2010	C7	-	XX

TIPO UNITÀ / MODEL

AMVS	Unità lineare a vite a ricircolo di sfere con soffietto protezione *Ball Screw linear unit with protective bellow*

TAGLIA / SIZE

120	Profilo larghezza 120 mm *Profile width 120 mm*

TIPOLOGIA CARRO / CARRIAGE TYPE

CB	Carro corto biguida *Short carriage with dual guide rail*

CORSA UTILE UNITÀ (mm) / EFFECTIVE STROKE (mm)

DIAMETRO E PASSO VITE / SCREW DIAMETER AND PITCH

2005	Vite Ø20 mm, passo 5 mm *Screw Ø20 mm, pitch 5 mm*
2010	Vite Ø20 mm, passo 10 mm *Screw Ø20 mm, pitch 10 mm*
2020	Vite Ø20 mm, passo 20 mm *Screw Ø20 mm, pitch 20 mm*

CLASSE DI PRECISIONE DELLA VITE / BALL SCREW ACCURACY GRADE

C5	Accoppiamento vite - chiocciola ISO5 *Ball screw tolerance ISO5*
C7	Accoppiamento vite - chiocciola ISO7 *Ball screw tolerance ISO7*

TIPOLOGIA CONFIGURAZIONE / CONFIGURATION TYPE

A	Configurazione standard *Standard configuration*
C	Configurazione personalizzata *Custom configuration*

MODELLO / MODEL

AMVS120CB

INFORMAZIONI TECNICHE / TECHNICAL INFORMATION

Massa base unità (corsa zero) *Unit's base mass (zero stroke)*	[Kg]	6,9
Massa lineare unità*** *Unit's linear mass*	[Kg/100mm]	1,25
Massa carro *Carriage's mass*	[Kg]	3,35
Ripetibilità a vuoto *Unloaded repeatability*	[mm]	0,02-0,05
Classe precisione vite *Ballscrew accuracy class*		C5-C7
Diametro vite *Ball screw diameter*	[mm]	20
Passo vite *Ball screw pitch*	[mm]	5-10-20
Velocità massima* *Maximum velocity*	[mm/s]	rif. pg. 243
Forza assiale massima** *Maximum axial force*	[N]	rif. pg. 243
Momento principale d'inerzia Y *Principal moment of inertia Y*	[cm^4]	379
Momento principale d'inerzia Z *Principal moment of inertia Z*	[cm^4]	783

* I valori sono da considerarsi indicativi.
La velocità massima è funzione della lunghezza libera della vite e del carico.
Prestazioni superiori sono possibili e vanno verificate col nostro ufficio tecnico.
Values should be considered as an indication.
Maximum speed depends on free lenght of the ball screw and load condition.
Higher performance are possible. Please contact our technical department.

** In funzione della direzione di applicazione del carico.
Based on load direction.

*** C=corsa utile.
C=effective stroke.

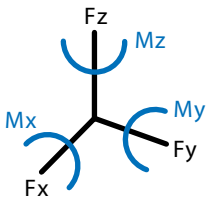

CARICO MASSIMO AMMISSIBILE / MAXIMUM PERMISSIBLE LOAD

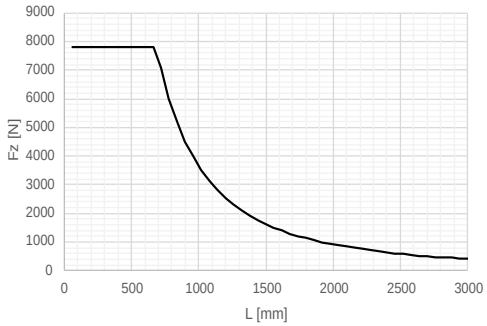

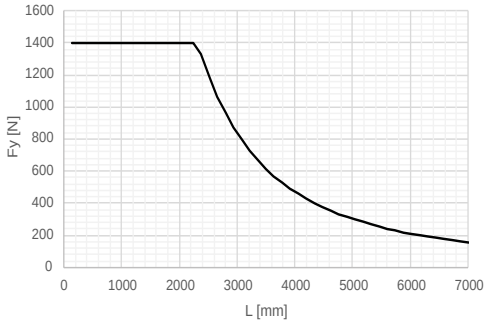

Sono rappresentati i carichi massimi applicabili in condizioni isostatiche, in appoggio, con vincolo torsionale semplice e carico in mezzeria.
Maximum load in isostatic condition centrally loaded.

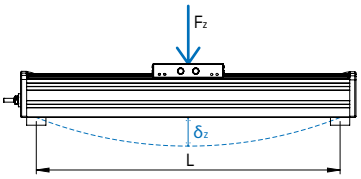

CARICO MASSIMO AMMISSIBILE / MAXIMUM PERMISSIBLE LOAD

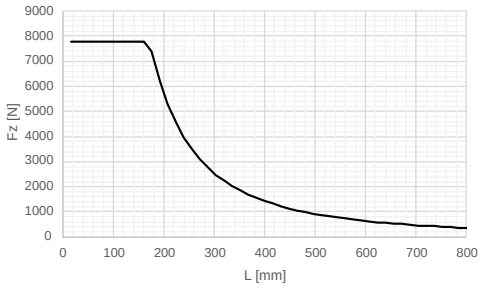

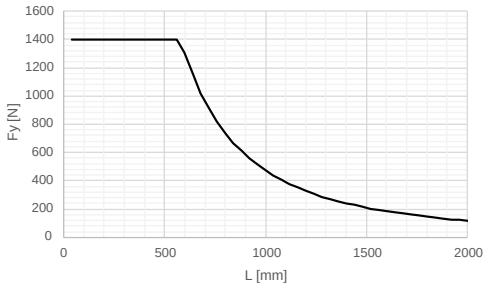

Sono rappresentati i carichi massimi applicabili in condizioni isostatiche, con vincolo rigido e carico all'estremità.
Maximum load in an isostatic cantilever loaded condition.

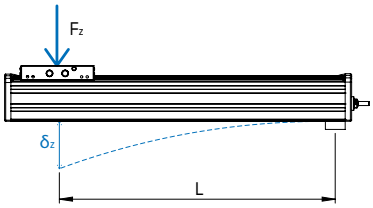

Si raccomanda di non superare i limiti dei grafici per non avere malfunzionamento dell'unità, peggioramento delle prestazioni o eccessiva usura.
We recommend not to exceed the maximum values to avoid lower performance, a reduced reliability and a big wear of the components.

DIMENSIONI / DIMENSIONS

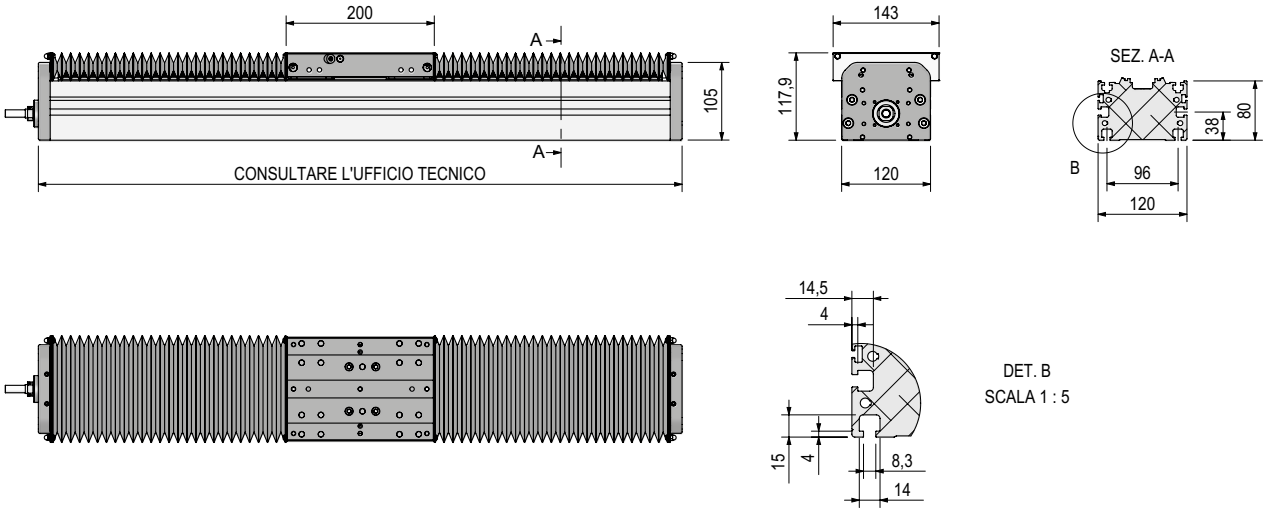

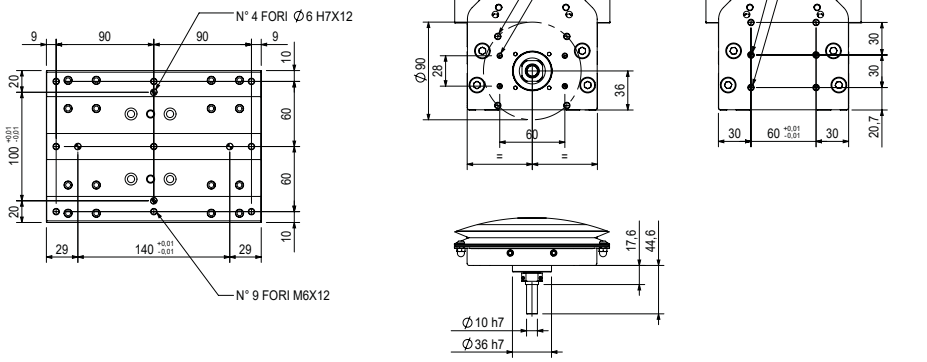

Tipologia interfaccia motore (2) (9)
Engine interface type
Kit IF8

Accessori ***Accessories***	**Cinghia** ***Belt***	**Vite** ***Ballscrew***	**Cremagliera** ***Rack and pinion***
(1) Riduttore *Gearbox*	x	x	x
(2) Kit assiale *Axial kit*	x	x	x
(3) Calettatore *Keyless Locking Device*	x		x
(4) Albero di torsione *Torsion shaft*	x		x
(5) Carro aggiuntivo *Additional carriage*	x		x
(6) Giunto elastico *Elastic coupling*	x		
(7) Freno stazionamento *Standing brake*	x		
(8) Elemento fissaggio/tassello *Fastening/plug*	x	x	x
(9) Kit rinvio *Transfer box*	x	x	
(10) Supporto sensore/Camma *Sensor bracket/Cam*	x	x	x

Le Unità Damo sono disponibili con una vasta gamma di accessori e optional specifici concepiti per facilitare la realizzazione e installazione di sistemi monoasse e multiasse.

All Units are available with a wide range of accessories and specific options designed to simplify the construction and installation of single-axis and multi-axis systems.

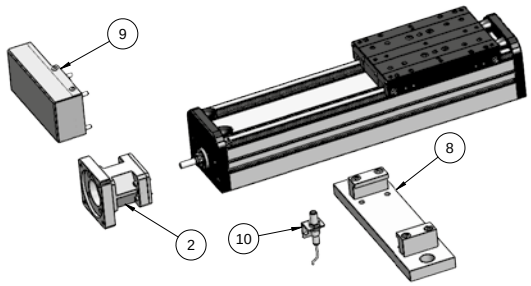

L'ufficio tecnico è a disposizione per la valutazione di applicazioni speciali e per analisi approfondite.
The technical department is available for the evaluation of special applications and for detailed analysis.

MODELLO / MODEL

AMVS120CB

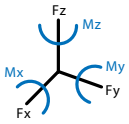

Sono rappresentate le deformazioni massime in condizioni isostatiche, in appoggio, con vincolo torsionale semplice e carico in mezzeria. La deformazione effettiva dipende dalle condizioni di vincolo e dalla combinazione di carico.

Maximum deflection in isostatic condition centrally loaded. Actual strain depends on constraint condition and load combination.

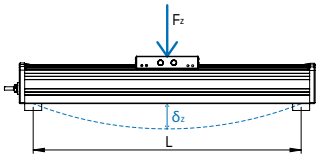

DEFORMAZIONE ELASTICA / ELASTIC DEFORMATION

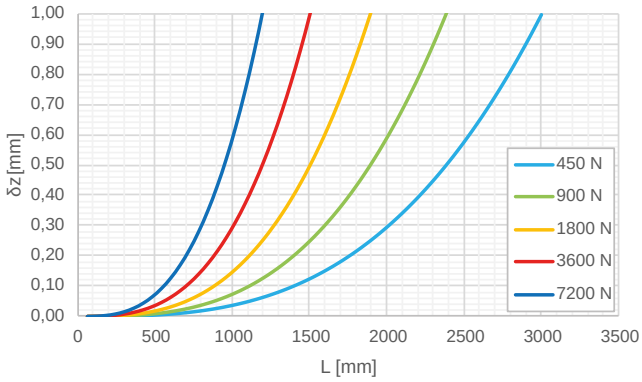

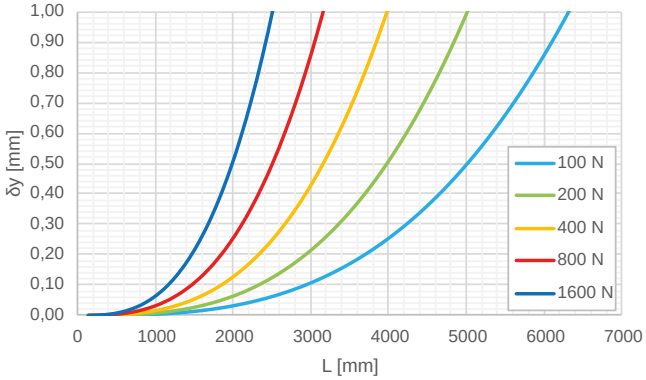

LIMITI STRUTTURALI /STRUCTURAL LIMITS

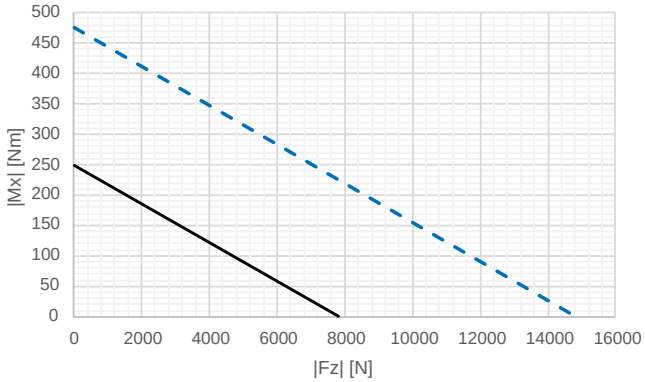

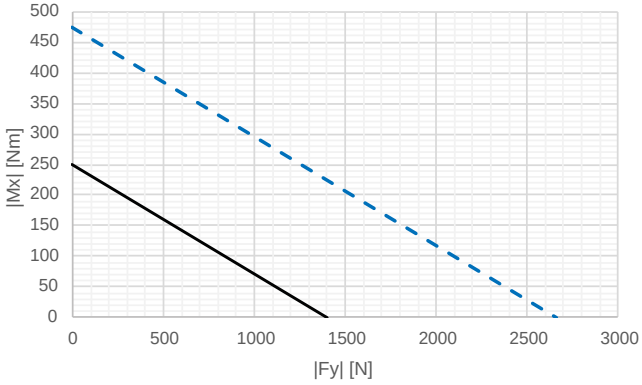

— Limite rottura a fatica: vita stimata superiore ai $10x10^6$ cicli col 99% probabilità. I grafici non possono essere combinati e valgono per: |Mx| <= 0.1 |My| e |Mx| <= 0.1 |Mz|.
Fatigue limit: estimated lifetime higher than $10x10^6$ cycles with 99% probability. Charts cannot be combined and are valid for: |Mx| <=0.1 |My| and |Mx| <=0.1 |Mz|.

--- Arresto d'emergenza max 100 volte nel corso della vita del prodotto.
Emergency stop max 100 times during service life.

Per casi di sollecitazione composta si faccia riferimento all'ufficio tecnico.
In case of combined stress contact our technical department.

MODELLO / MODEL

AMVS120CB

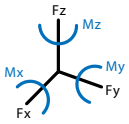

Sono rappresentate le deformazioni massime in condizioni isostatiche, con vincolo rigido e carico all'estremità. La deformazione effettiva dipende dalle condizioni di vincolo e dalla combinazione di carico.

Maximum deflection in an isostatic cantilever loaded condition. Actual strain depends on constraint condition and load combination.

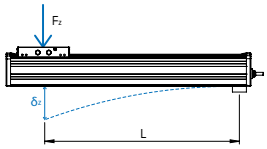

DEFORMAZIONE ELASTICA / ELASTIC DEFORMATION

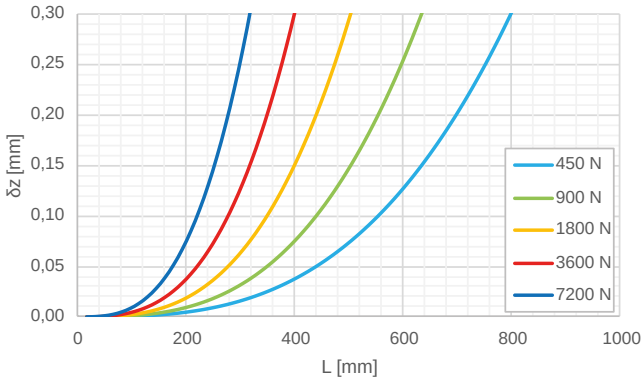

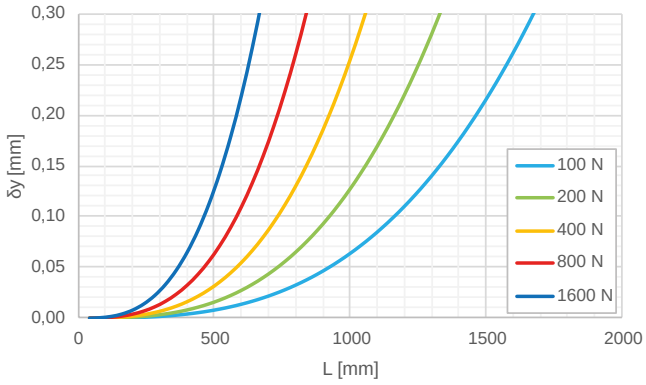

LIMITI STRUTTURALI /STRUCTURAL LIMITS

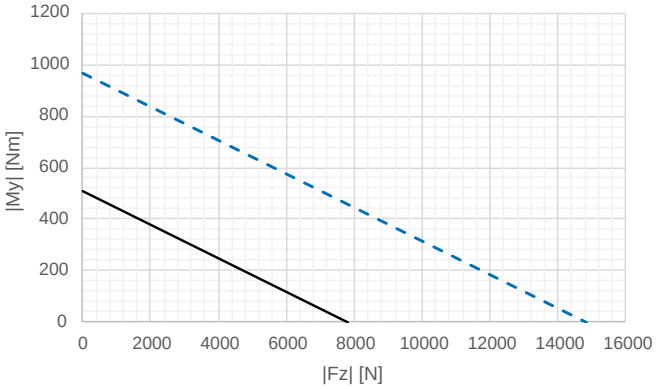

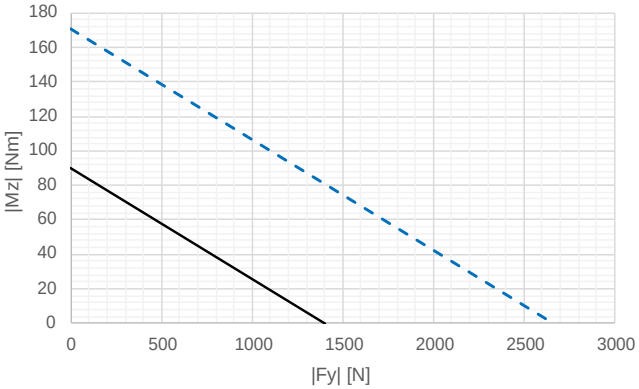

— Limite rottura a fatica: vita stimata superiore ai $10x10^6$ cicli col 99% probabilità. I grafici non possono essere combinati e valgono per: |Mx| <= 0.1 |My| e |Mx| <= 0.1 |Mz|.
Fatigue limit: estimated lifetime higher than $10x10^6$ cycles with 99% probability. Charts cannot be combined and are valid for: |Mx| <=0.1 |My| and |Mx| <=0.1 |Mz|.

--- Arresto d'emergenza max 100 volte nel corso della vita del prodotto.
Emergency stop max 100 times during service life.

Per casi di sollecitazione composta si faccia riferimento all'ufficio tecnico.
In case of combined stress contact our technical department.

UNITÀ LINEARE A VITE

BALL SCREW LINEAR UNIT

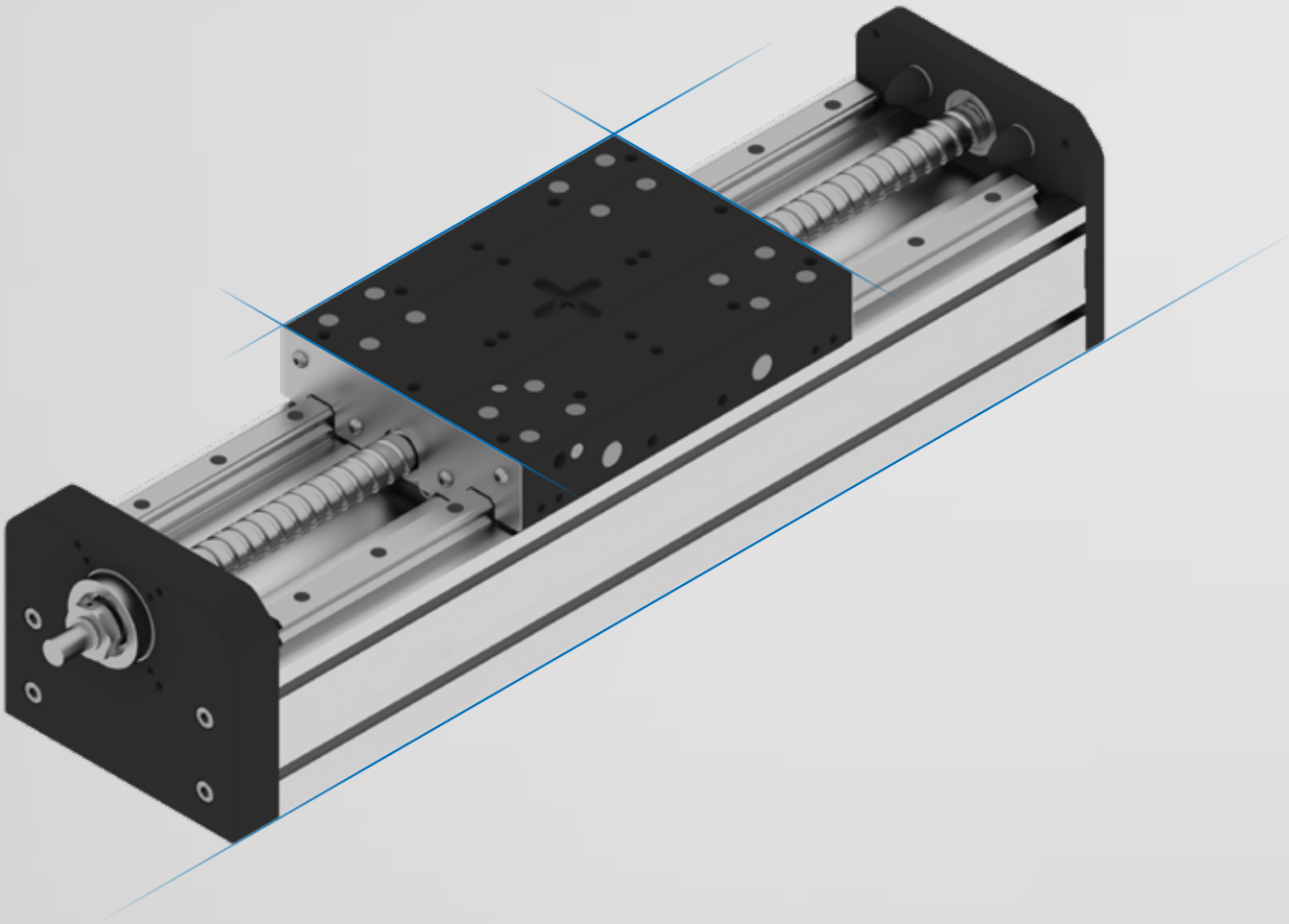

SERIE AEV_AEVS

SERIES

198 AEV080CM

202 AEV080LM

208 AEV120CB

212 AEV120LB

216 AEV180CB

220 AEV180LB

224 AEV180LL

230 AEVS180CB

234 AEVS180LB

238 AEVS180LL

CODIFICA UNITÀ LINEARI
TYPE CODES

AEV	080	CM	0300	1205	C7	-	XX

TIPO UNITÀ / MODEL

AEV	Unità lineare a vite a ricircolo di sfere *Ball Screw linear unit*

TAGLIA / SIZE

080	Profilo larghezza 80 mm *Profile width 80 mm*

TIPOLOGIA CARRO
CARRIAGE TYPE

CM	Carro corto biguida *Short carriage with dual guide rail*
LM	Carro lungo biguida *Long carriage with dual guide rail*

CORSA UTILE UNITÀ (mm) / EFFECTIVE STROKE (mm)

DIAMETRO E PASSO VITE PER UNITÀ AEV080
SCREW DIAMETER AND PITCH FOR MODEL AEV080

1205	Vite Ø12 mm, passo 5 mm *Screw Ø 12 mm, pitch 5 mm*
1210	Vite Ø 12 mm, passo 10 mm *Screw Ø 12 mm, pitch 10 mm*

CLASSE DI PRECISIONE DELLA VITE
BALL SCREW ACCURACY GRADE

C5	Accoppiamento vite - chiocciola ISO5 *Ball screw tolerance ISO5*
C7	Accoppiamento vite - chiocciola ISO7 *Ball screw tolerance ISO7*

TIPOLOGIA CONFIGURAZIONE / CONFIGURATION TYPE

A	Configurazione standard *Standard configuration*
C	Configurazione personalizzata *Custom configuration*

MODELLO / MODEL

AEV080CM

INFORMAZIONI TECNICHE / TECHNICAL INFORMATION

Massa base unità (corsa zero) *Unit's base mass (zero stroke)*	[Kg]	1,83
Massa lineare unità *Unit's linear mass*	[Kg/100mm]	0,57
Massa carro *Carriage's mass*	[Kg]	0,5
Ripetibilità a vuoto *Unloaded repeatability*	[mm]	0,02-0,05
Classe precisione vite *Ballscrew accuracy class*		C5-C7
Diametro vite *Ball screw diameter*	[mm]	12
Passo vite *Ball screw pitch*	[mm]	5-10
Velocità massima* *Maximum velocity*	[mm/s]	rif. pg. 243
Forza assiale massima** *Maximum axial force*	[N]	rif. pg. 243
Momento principale d'inerzia Y *Principal moment of inertia Y*	[cm⁴]	18
Momento principale d'inerzia Z *Principal moment of inertia Z*	[cm⁴]	117

* I valori sono da considerarsi indicativi.
La velocità massima è funzione della lunghezza libera della vite e del carico.
Prestazioni superiori sono possibili e vanno verificate col nostro ufficio tecnico.
Values should be considered as an indication.
Maximum speed depends on free lenght of the ball screw and load condition.
Higher performance are possible. Please contact our technical department.

** In funzione della direzione di applicazione del carico.
Based on load direction.

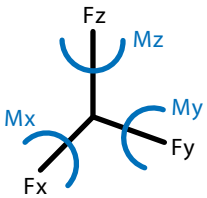

CARICO MASSIMO AMMISSIBILE / MAXIMUM PERMISSIBLE LOAD

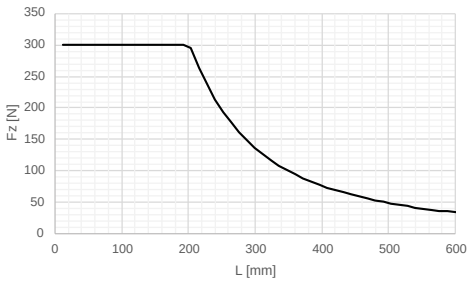

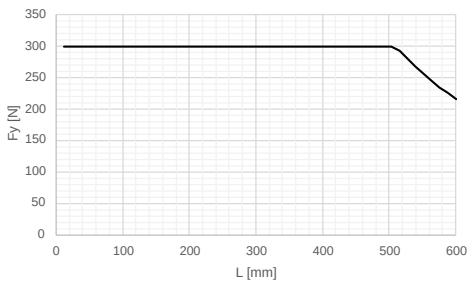

Sono rappresentati i carichi massimi applicabili in condizioni isostatiche, in appoggio, con vincolo torsionale semplice e carico in mezzeria.

Maximum load in isostatic condition centrally loaded.

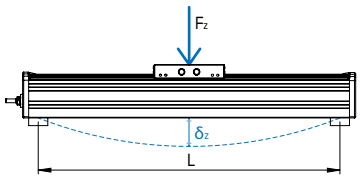

CARICO MASSIMO AMMISSIBILE / MAXIMUM PERMISSIBLE LOAD

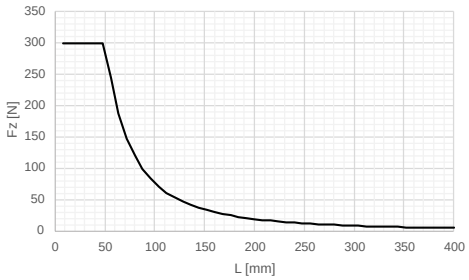

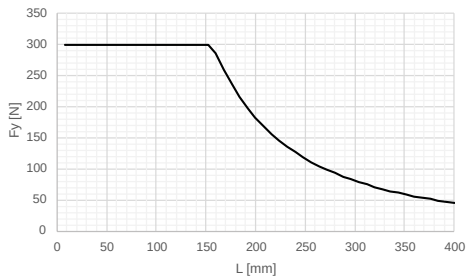

Sono rappresentati i carichi massimi applicabili in condizioni isostatiche, con vincolo rigido e carico all'estremità.

Maximum load in an isostatic cantilever loaded condition.

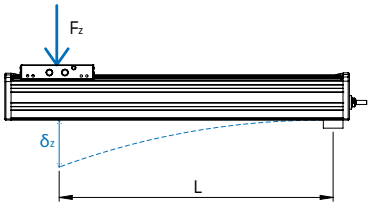

Si raccomanda di non superare i limiti dei grafici per non avere malfunzionamento dell'unità, peggioramento delle prestazioni o eccessiva usura.
We recommend not to exceed the maximum values to avoid lower performance, a reduced reliability and a big wear of the components.

DIMENSIONI / DIMENSIONS

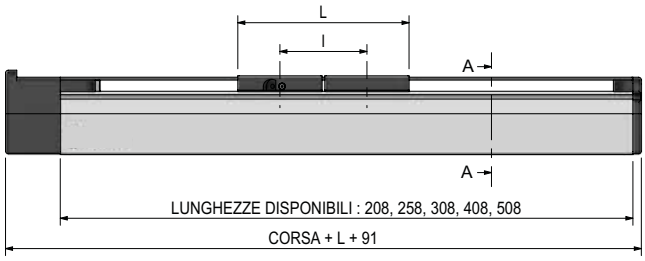

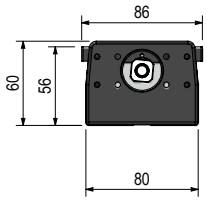

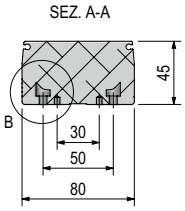



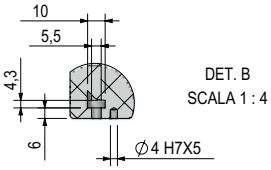

L MIN = 122 MM
l MIN = 62 MM
CORSE DISPONIBILI CON l = 62 MM : 40 - 90 - 140 - 240 - 340

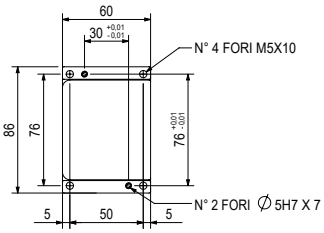

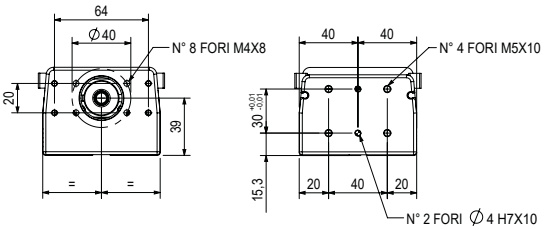

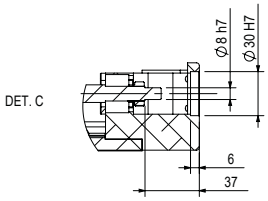

Tipologia interfaccia motore (2) (9)
Engine interface type
Kit IF12

Accessori ***Accessories***	**Cinghia** ***Belt***	**Vite** ***Ballscrew***	**Cremagliera** ***Rack and pinion***
(1) Riduttore *Gearbox*	x	x	x
(2) Kit assiale *Axial kit*	x	x	x
(3) Calettatore *Keyless Locking Device*	x		x
(4) Albero di torsione *Torsion shaft*	x		x
(5) Carro aggiuntivo *Additional carriage*	x		x
(6) Giunto elastico *Elastic coupling*	x		
(7) Freno stazionamento *Standing brake*	x		
(8) Elemento fissaggio/tassello *Fastening/plug*	x	x	x
(9) Kit rinvio *Transfer box*	x	x	
(10) Supporto sensore/Camma *Sensor bracket/Cam*	x	x	x

Le Unità Damo sono disponibili con una vasta gamma di accessori e optional specifici concepiti per facilitare la realizzazione e installazione di sistemi monoasse e multiasse.

All Units are available with a wide range of accessories and specific options designed to simplify the construction and installation of single-axis and multi-axis systems.

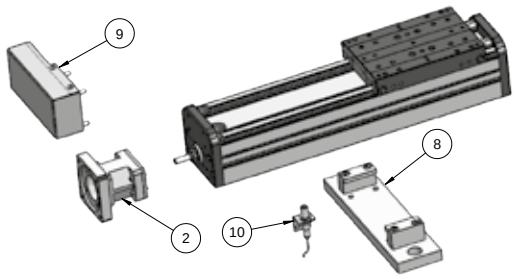

L'ufficio tecnico è a disposizione per la valutazione di applicazioni speciali e per analisi approfondite.
The technical department is available for the evaluation of special applications and for detailed analysis.

MODELLO / MODEL

AEV080CM

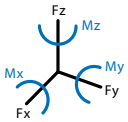

Sono rappresentate le deformazioni massime in condizioni isostatiche, in appoggio, con vincolo torsionale semplice e carico in mezzeria. La deformazione effettiva dipende dalle condizioni di vincolo e dalla combinazione di carico.

Maximum deflection in isostatic condition centrally loaded. Actual strain depends on constraint condition and load combination.

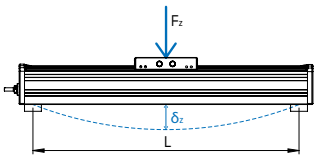

DEFORMAZIONE ELASTICA / ELASTIC DEFORMATION

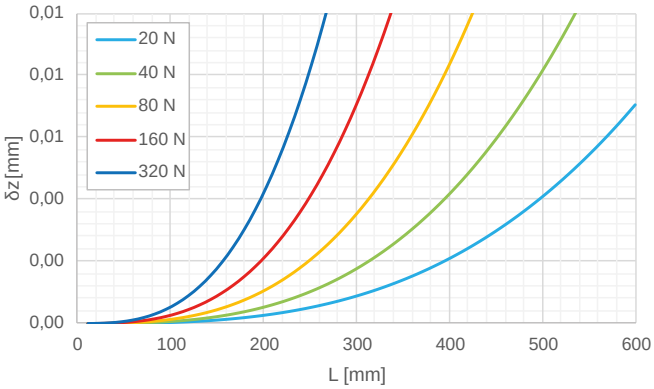

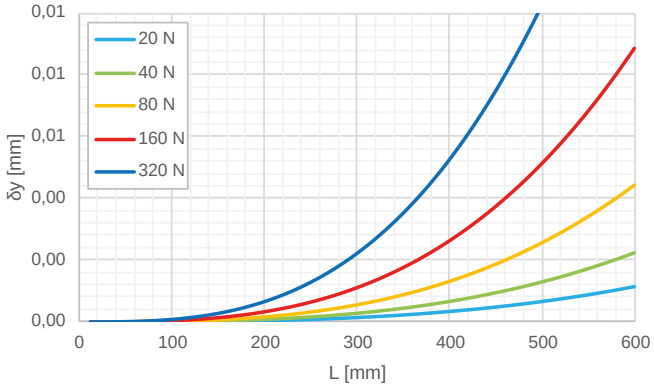

LIMITI STRUTTURALI /STRUCTURAL LIMITS

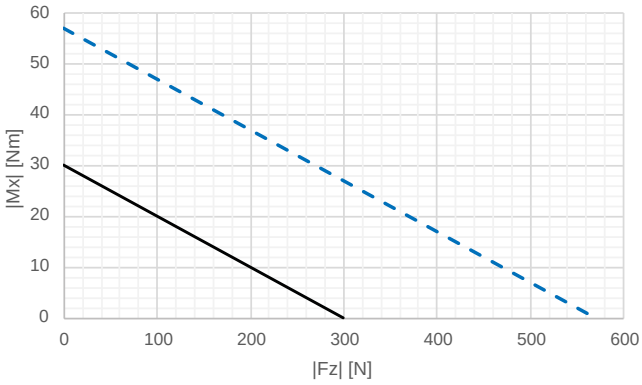

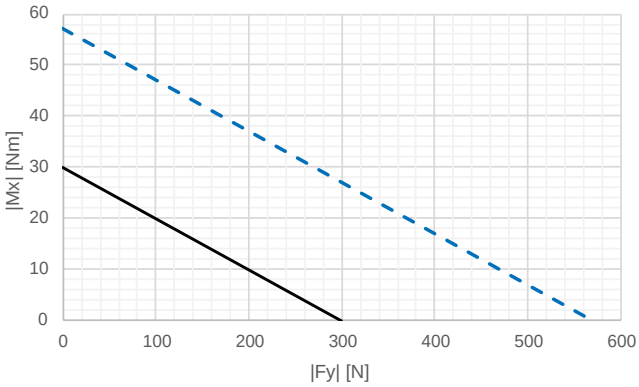

— Limite rottura a fatica: vita stimata superiore ai $10x10^6$ cicli col 99% probabilità. I grafici non possono essere combinati e valgono per: |Mx| <= 0.1 |My| e |Mx| <= 0.1 |Mz|.
Fatigue limit: estimated lifetime higher than $10x10^6$ cycles with 99% probability. Charts cannot be combined and are valid for: |Mx| <=0.1 |My| and |Mx| <=0.1 |Mz|.

--- Arresto d'emergenza max 100 volte nel corso della vita del prodotto.
Emergency stop max 100 times during service life.

Per casi di sollecitazione composta si faccia riferimento all'ufficio tecnico.
In case of combined stress contact our technical department.

MODELLO / MODEL

AEV080CM

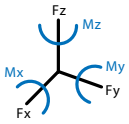

Sono rappresentate le deformazioni massime in condizioni isostatiche, con vincolo rigido e carico all'estremità. La deformazione effettiva dipende dalle condizioni di vincolo e dalla combinazione di carico.

Maximum deflection in an isostatic cantilever loaded condition. Actual strain depends on constraint condition and load combination.

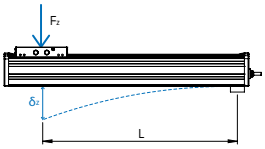

DEFORMAZIONE ELASTICA / ELASTIC DEFORMATION

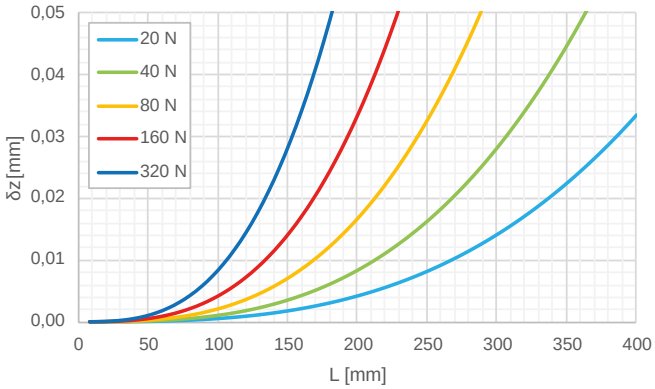

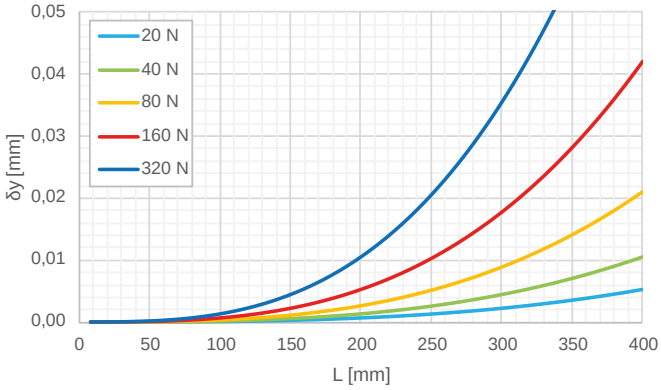

LIMITI STRUTTURALI /STRUCTURAL LIMITS

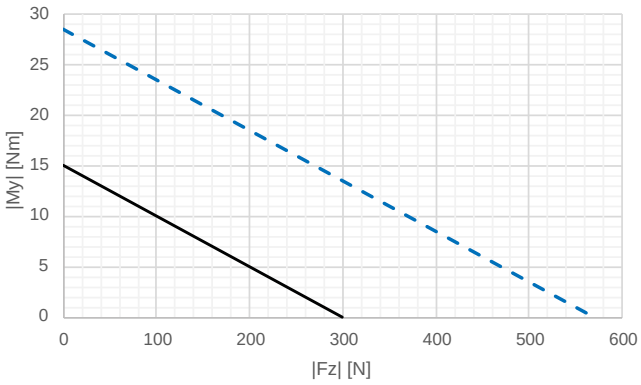

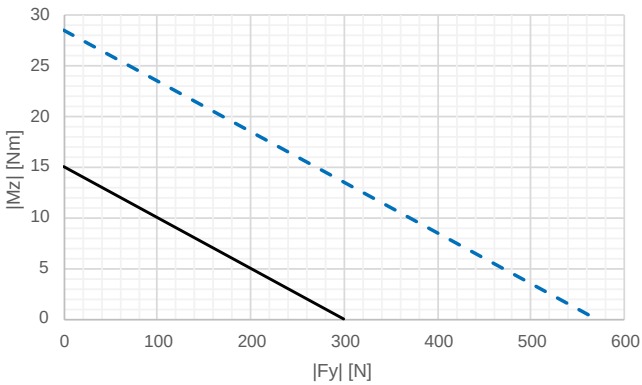

— Limite rottura a fatica: vita stimata superiore ai $10x10^6$ cicli col 99% probabilità. I grafici non possono essere combinati e valgono per: |Mx| <= 0.1 |My| e |Mx| <= 0.1 |Mz|.
Fatigue limit: estimated lifetime higher than $10x10^6$ cycles with 99% probability. Charts cannot be combined and are valid for: |Mx| <=0.1 |My| and |Mx| <=0.1 |Mz|.

--- Arresto d'emergenza max 100 volte nel corso della vita del prodotto.
Emergency stop max 100 times during service life.

Per casi di sollecitazione composta si faccia riferimento all'ufficio tecnico.
In case of combined stress contact our technical department.

MODELLO / MODEL

AEV080LM

INFORMAZIONI TECNICHE / TECHNICAL INFORMATION

Massa base unità (corsa zero) *Unit's base mass (zero stroke)*	[Kg]	2,48
Massa lineare unità *Unit's linear mass*	[Kg/100mm]	0,57
Massa carro *Carriage's mass*	[Kg]	1
Ripetibilità a vuoto *Unloaded repeatability*	[mm]	0,02-0,05
Classe precisione vite *Ballscrew accuracy class*		C5-C7
Diametro vite *Ball screw diameter*	[mm]	12
Passo vite *Ball screw pitch*	[mm]	5-10
Velocità massima* *Maximum velocity*	[mm/s]	rif. pg. 243
Forza assiale massima** *Maximum axial force*	[N]	rif. pg. 243
Momento principale d'inerzia Y *Principal moment of inertia Y*	[cm^4]	18
Momento principale d'inerzia Z *Principal moment of inertia Z*	[cm^4]	117

* I valori sono da considerarsi indicativi.
La velocità massima è funzione della lunghezza libera della vite e del carico.
Prestazioni superiori sono possibili e vanno verificate col nostro ufficio tecnico.
Values should be considered as an indication.
Maximum speed depends on free lenght of the ball screw and load condition.
Higher performance are possible. Please contact our technical department.

** In funzione della direzione di applicazione del carico.
Based on load direction.

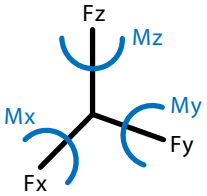

CARICO MASSIMO AMMISSIBILE / MAXIMUM PERMISSIBLE LOAD

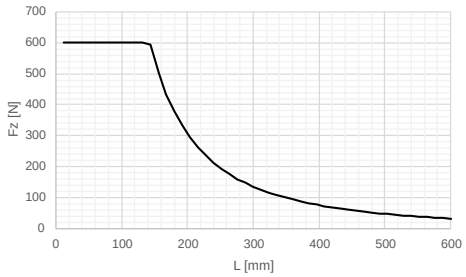

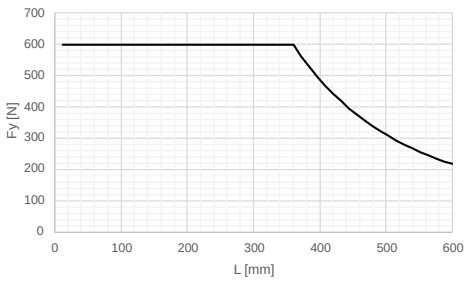

Sono rappresentati i carichi massimi applicabili in condizioni isostatiche, in appoggio, con vincolo torsionale semplice e carico in mezzeria.

Maximum load in isostatic condition centrally loaded.

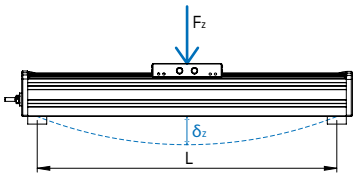

CARICO MASSIMO AMMISSIBILE / MAXIMUM PERMISSIBLE LOAD

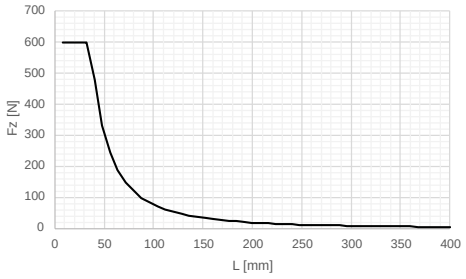

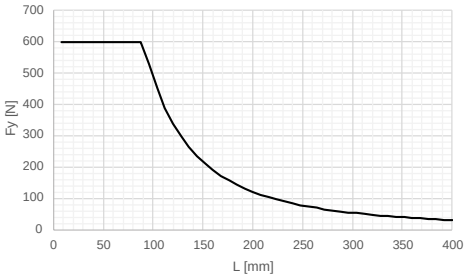

Sono rappresentati i carichi massimi applicabili in condizioni isostatiche, con vincolo rigido e carico all'estremità.

Maximum load in an isostatic cantilever loaded condition.

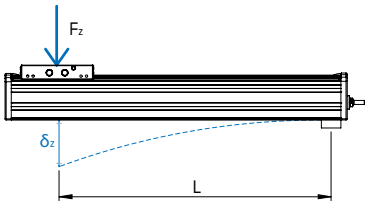

Si raccomanda di non superare i limiti dei grafici per non avere malfunzionamento dell'unità, peggioramento delle prestazioni o eccessiva usura.
We recommend not to exceed the maximum values to avoid lower performance, a reduced reliability and a big wear of the components.

DIMENSIONI / DIMENSIONS

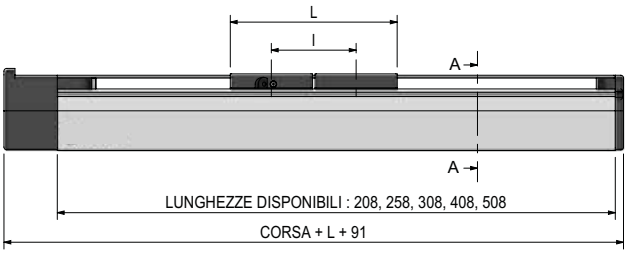

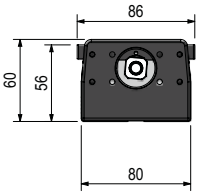

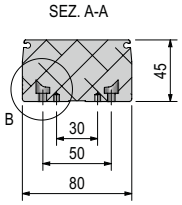



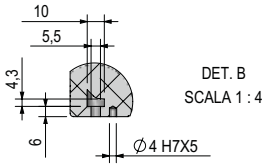

L MIN = 122 MM
l MIN = 62 MM
CORSE DISPONIBILI CON l = 62 MM : 40 - 90 - 140 - 240 - 340

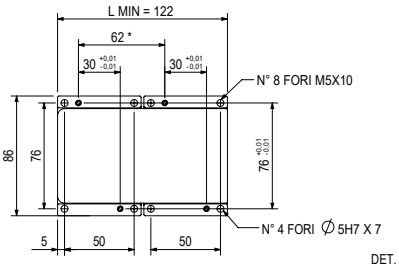

* VALORE MINIMO DI INTERASSE CARRI

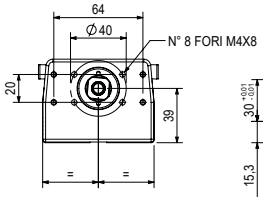

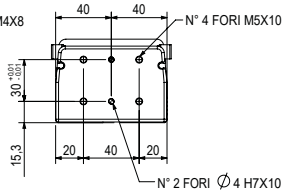

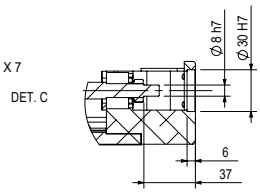

Tipologia interfaccia motore (2) (9)
Engine interface type
Kit IF12

Accessori ***Accessories***	**Cinghia** ***Belt***	**Vite** ***Ballscrew***	**Cremagliera** ***Rack and pinion***
(1) Riduttore *Gearbox*	x	x	x
(2) Kit assiale *Axial kit*	x	x	x
(3) Calettatore *Keyless Locking Device*	x		x
(4) Albero di torsione *Torsion shaft*	x		x
(5) Carro aggiuntivo *Additional carriage*	x		x
(6) Giunto elastico *Elastic coupling*	x		
(7) Freno stazionamento *Standing brake*	x		
(8) Elemento fissaggio/tassello *Fastening/plug*	x	x	x
(9) Kit rinvio *Transfer box*	x	x	
(10) Supporto sensore/Camma *Sensor bracket/Cam*	x	x	x

Le Unità Damo sono disponibili con una vasta gamma di accessori e optional specifici concepiti per facilitare la realizzazione e installazione di sistemi monoasse e multiasse.

All Units are available with a wide range of accessories and specific options designed to simplify the construction and installation of single-axis and multi-axis systems.

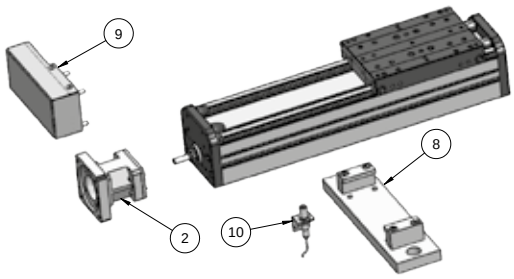

L'ufficio tecnico è a disposizione per la valutazione di applicazioni speciali e per analisi approfondite.
The technical department is available for the evaluation of special applications and for detailed analysis.

MODELLO / MODEL

AEV080LM

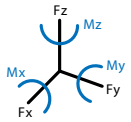

Sono rappresentate le deformazioni massime in condizioni isostatiche, in appoggio, con vincolo torsionale semplice e carico in mezzeria. La deformazione effettiva dipende dalle condizioni di vincolo e dalla combinazione di carico.

Maximum deflection in isostatic condition centrally loaded. Actual strain depends on constraint condition and load combination.

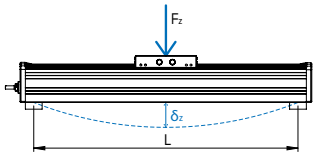

DEFORMAZIONE ELASTICA / ELASTIC DEFORMATION

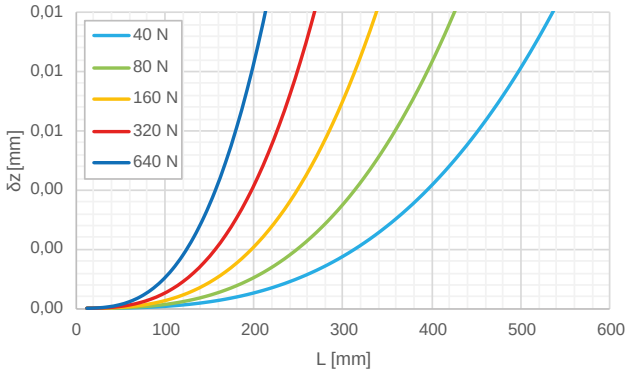

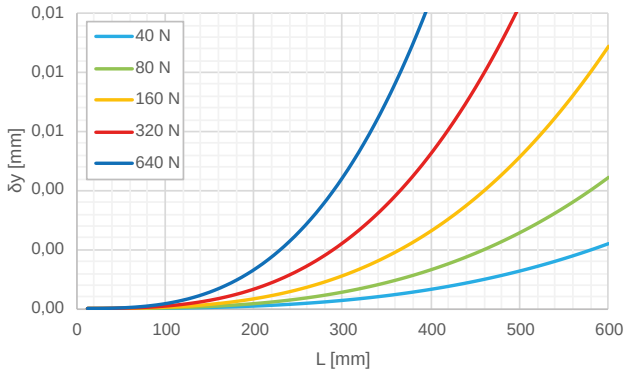

LIMITI STRUTTURALI /STRUCTURAL LIMITS

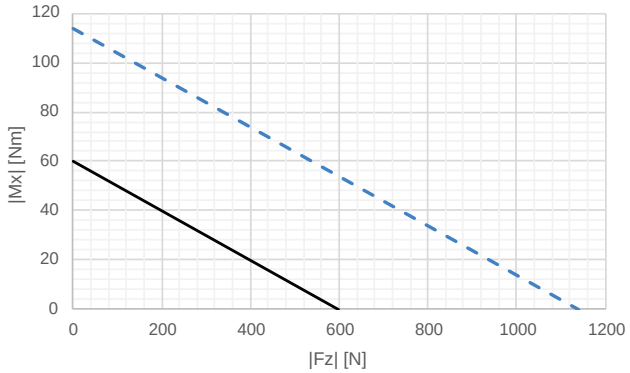

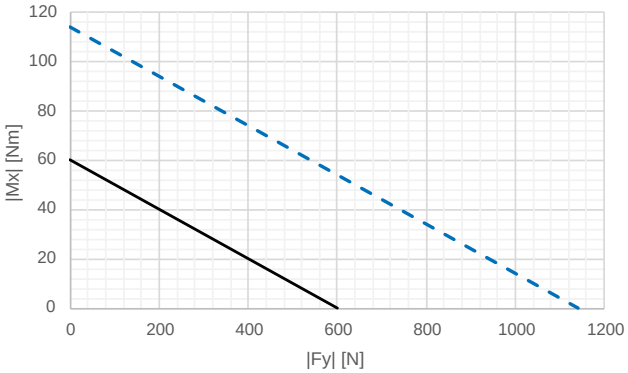

— Limite rottura a fatica: vita stimata superiore ai $10x10^6$ cicli col 99% probabilità. I grafici non possono essere combinati e valgono per: |Mx| <= 0.1 |My| e |Mx| <= 0.1 |Mz|.
Fatigue limit: estimated lifetime higher than $10x10^6$ cycles with 99% probability. Charts cannot be combined and are valid for: |Mx| <=0.1 |My| and |Mx| <=0.1 |Mz|.

--- Arresto d'emergenza max 100 volte nel corso della vita del prodotto.
Emergency stop max 100 times during service life.

Per casi di sollecitazione composta si faccia riferimento all'ufficio tecnico.
In case of combined stress contact our technical department.

MODELLO / MODEL

AEV080LM

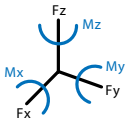

Sono rappresentate le deformazioni massime in condizioni isostatiche, con vincolo rigido e carico all'estremità. La deformazione effettiva dipende dalle condizioni di vincolo e dalla combinazione di carico.

Maximum deflection in an isostatic cantilever loaded condition. Actual strain depends on constraint condition and load combination.

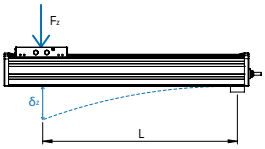

DEFORMAZIONE ELASTICA / ELASTIC DEFORMATION

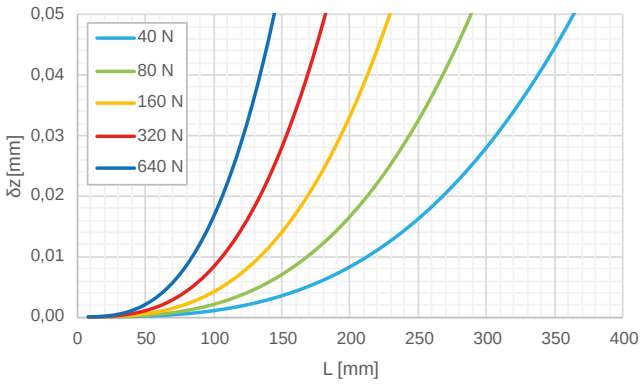

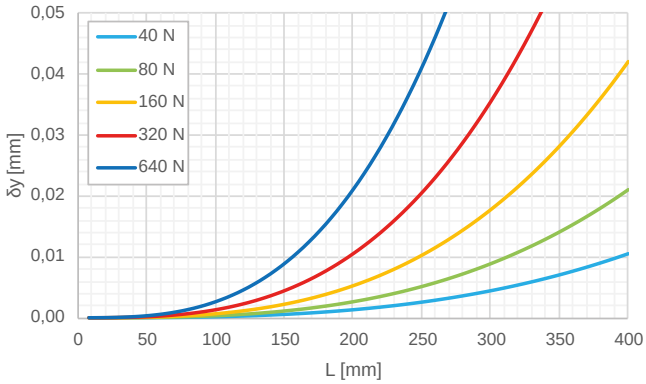

LIMITI STRUTTURALI /STRUCTURAL LIMITS

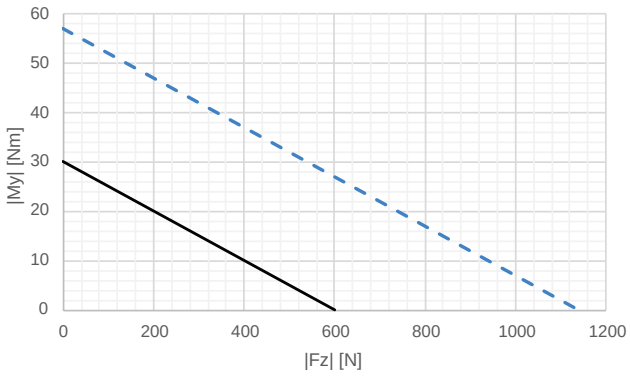

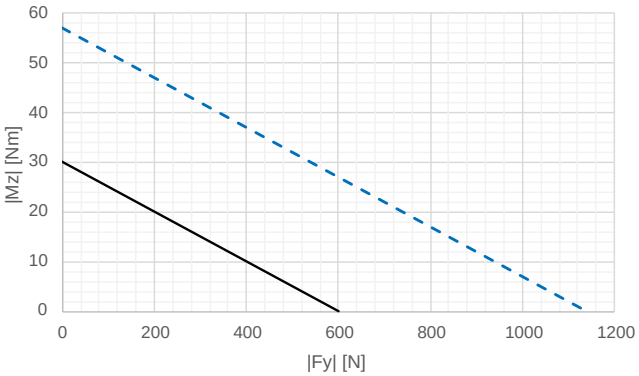

— Limite rottura a fatica: vita stimata superiore ai $10x10^6$ cicli col 99% probabilità. I grafici non possono essere combinati e valgono per: |Mx| <= 0.1 |My| e |Mx| <= 0.1 |Mz|.
Fatigue limit: estimated lifetime higher than $10x10^6$ cycles with 99% probability. Charts cannot be combined and are valid for: |Mx| <=0.1 |My| and |Mx| <=0.1 |Mz|.

--- Arresto d'emergenza max 100 volte nel corso della vita del prodotto.
Emergency stop max 100 times during service life.

Per casi di sollecitazione composta si faccia riferimento all'ufficio tecnico.
In case of combined stress contact our technical department.

CODIFICA UNITÀ LINEARI
TYPE CODES

AEV	120	CB	0300	1510	C7	-	XX

TIPO UNITÀ / MODEL

AEV	Unità lineare a vite a ricircolo di sfere *Ball Screw linear unit*

TAGLIA / SIZE

120	Profilo larghezza 120 mm *Profile width 120 mm*
180	Profilo larghezza 180 mm *Profile width 180 mm*

TIPOLOGIA CARRO
CARRIAGE TYPE

CB	Carro corto biguida *Short carriage with dual guide rail*
LB	Carro lungo biguida *Long carriage with dual guide rail*
LL	Carro lungo biguida laterale (disponibile solo per AEV180) *Long carriage with lateral dual guide rail* *(available only for AEV180)*

CORSA UTILE UNITÀ (mm) / EFFECTIVE STROKE (mm)

DIAMETRO E PASSO VITE PER UNITÀ AEV120
SCREW DIAMETER AND PITCH FOR MODEL AEV120

1505	Vite Ø15 mm, passo 5 mm *Screw Ø 15 mm, pitch 5 mm*
1510	Vite Ø 15 mm, passo 10 mm *Screw Ø 15 mm, pitch 10 mm*
1516	Vite Ø 15 mm, passo 16 mm *Screw Ø 15 mm, pitch 16 mm*

DIAMETRO E PASSO VITE PER UNITÀ AEV180
SCREW DIAMETER AND PITCH FOR MODEL AEV180

2505	Vite Ø 25 mm, passo 5 mm *Screw Ø 25 mm, pitch 5 mm*
2510	Vite Ø 25 mm, passo 10 mm *Screw Ø 25 mm, pitch 10 mm*
2525	Vite Ø 25 mm, passo 25 mm *Screw Ø 25 mm, pitch 25 mm*
3205	Vite Ø 32 mm, passo 5 mm (disponibile solo per AEV180LL) *Screw Ø 32 mm, pitch 5 mm* *(available only for AEV180LL)*
3210	Vite Ø 32 mm, passo 10 mm (disponibile solo per AEV180LL) *Screw Ø 32 mm, pitch 10 mm* *(available only for AEV180LL)*
3220	Vite Ø 32 mm, passo 20 mm (disponibile solo per AEV180LL) *Screw Ø 32 mm, pitch 20 mm* *(available only for AEV180LL)*
3232	Vite Ø 32 mm, passo 32 mm (disponibile solo per AEV180LL) *Screw 32 mm, pitch 32 mm* *(available only for AEV180LL)*

CLASSE DI PRECISIONE DELLA VITE
BALL SCREW ACCURACY GRADE

C5	Accoppiamento vite - chiocciola ISO5 *Ball screw tolerance ISO5*
C7	Accoppiamento vite - chiocciola ISO7 *Ball screw tolerance ISO7*

TIPOLOGIA CONFIGURAZIONE / CONFIGURATION TYPE

A	Configurazione standard *Standard configuration*
C	Configurazione personalizzata *Custom configuration*

MODELLO / MODEL

AEV120CB

INFORMAZIONI TECNICHE / TECHNICAL INFORMATION

Massa base unità (corsa zero) *Unit's base mass (zero stroke)*	[Kg]	3,35
Massa lineare unità *Unit's linear mass*	[Kg/100mm]	0,9
Massa carro *Carriage's mass*	[Kg]	1,2
Ripetibilità a vuoto *Unloaded repeatability*	[mm]	0,02-0,05
Classe precisione vite *Ballscrew accuracy class*		C5-C7
Diametro vite *Ball screw diameter*	[mm]	15
Passo vite *Ball screw pitch*	[mm]	5-10-16
Velocità massima* *Maximum velocity*	[mm/s]	rif. pg. 243
Forza assiale massima** *Maximum axial force*	[N]	rif. pg. 243
Momento principale d'inerzia Y *Principal moment of inertia Y*	[cm^4]	41
Momento principale d'inerzia Z *Principal moment of inertia Z*	[cm^4]	430

* I valori sono da considerarsi indicativi.
La velocità massima è funzione della lunghezza libera della vite e del carico.
Prestazioni superiori sono possibili e vanno verificate col nostro ufficio tecnico.
Values should be considered as an indication.
Maximum speed depends on free lenght of the ball screw and load condition.
Higher performance are possible. Please contact our technical department.

** In funzione della direzione di applicazione del carico.
Based on load direction.

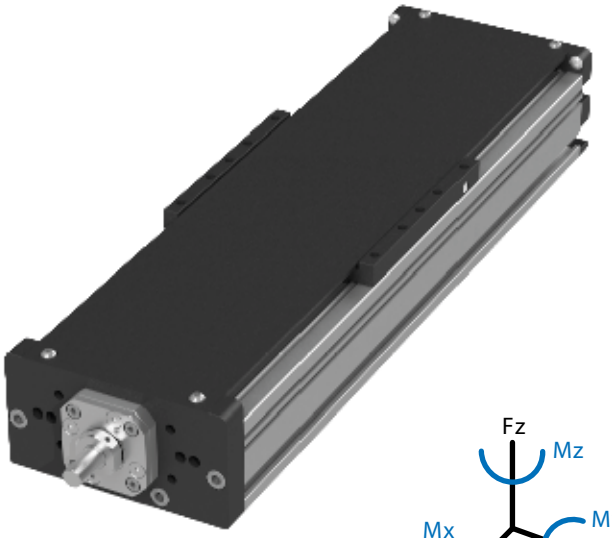

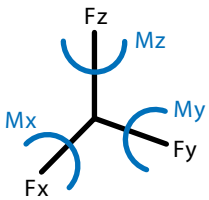

CARICO MASSIMO AMMISSIBILE / MAXIMUM PERMISSIBLE LOAD

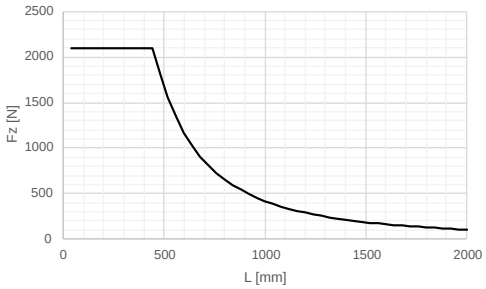

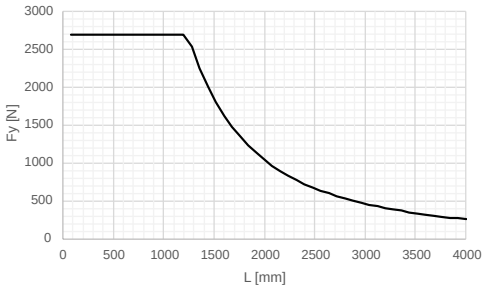

Sono rappresentati i carichi massimi applicabili in condizioni isostatiche, in appoggio, con vincolo torsionale semplice e carico in mezzeria.

Maximum load in isostatic condition centrally loaded.

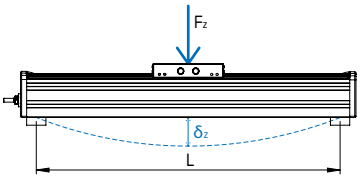

CARICO MASSIMO AMMISSIBILE / MAXIMUM PERMISSIBLE LOAD

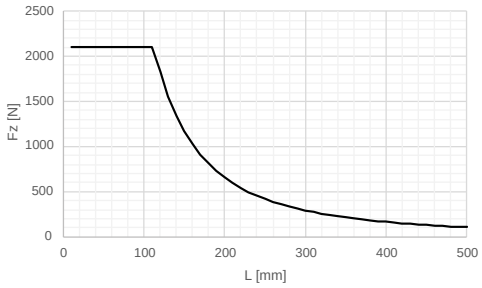

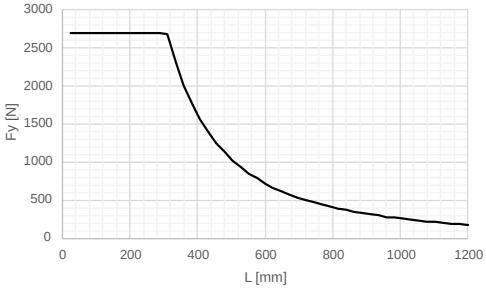

Sono rappresentati i carichi massimi applicabili in condizioni isostatiche, con vincolo rigido e carico all'estremità.

Maximum load in an isostatic cantilever loaded condition.

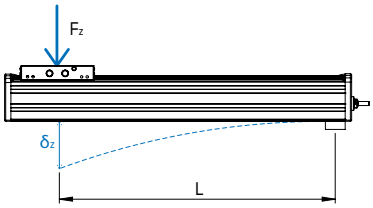

Si raccomanda di non superare i limiti dei grafici per non avere malfunzionamento dell'unità, peggioramento delle prestazioni o eccessiva usura.
We recommend not to exceed the maximum values to avoid lower performance, a reduced reliability and a big wear of the components.

DIMENSIONI / DIMENSIONS

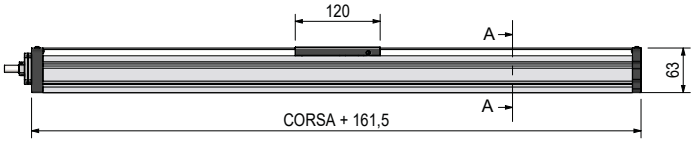

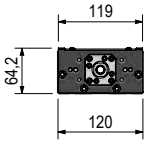

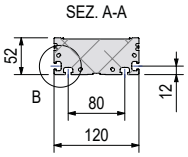

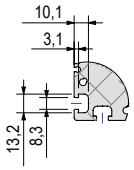

DET. B
SCALA 1 : 5

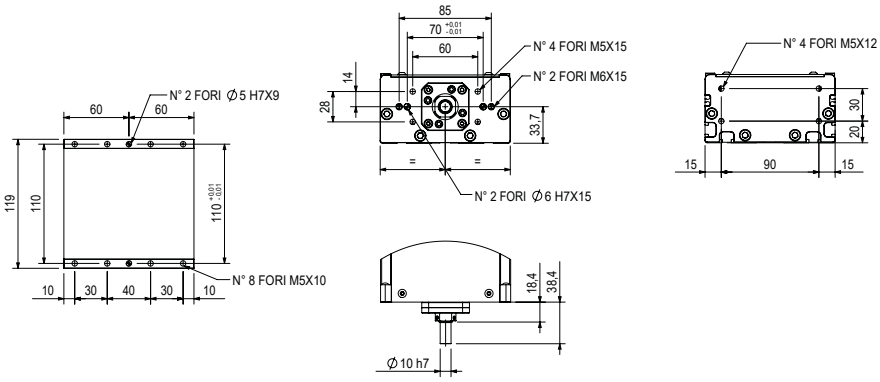

Tipologia interfaccia motore (2) (9)
Engine interface type
Kit IF1

Accessori ***Accessories***	**Cinghia** ***Belt***	**Vite** ***Ballscrew***	**Cremagliera** ***Rack and pinion***
(1) Riduttore *Gearbox*	x	x	x
(2) Kit assiale *Axial kit*	x	x	x
(3) Calettatore *Keyless Locking Device*	x		x
(4) Albero di torsione *Torsion shaft*	x		x
(5) Carro aggiuntivo *Additional carriage*	x		x
(6) Giunto elastico *Elastic coupling*	x		
(7) Freno stazionamento *Standing brake*	x		
(8) Elemento fissaggio/tassello *Fastening/plug*	x	x	x
(9) Kit rinvio *Transfer box*	x	x	
(10) Supporto sensore/Camma *Sensor bracket/Cam*	x	x	x

Le Unità Damo sono disponibili con una vasta gamma di accessori e optional specifici concepiti per facilitare la realizzazione e installazione di sistemi monoasse e multiasse.

All Units are available with a wide range of accessories and specific options designed to simplify the construction and installation of single-axis and multi-axis systems.

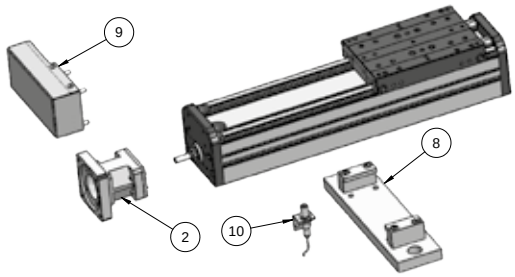

L'ufficio tecnico è a disposizione per la valutazione di applicazioni speciali e per analisi approfondite.
The technical department is available for the evaluation of special applications and for detailed analysis.

MODELLO / MODEL

AEV120CB



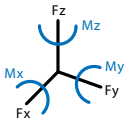

Sono rappresentate le deformazioni massime in condizioni isostatiche, in appoggio, con vincolo torsionale semplice e carico in mezzeria. La deformazione effettiva dipende dalle condizioni di vincolo e dalla combinazione di carico.

Maximum deflection in isostatic condition centrally loaded. Actual strain depends on constraint condition and load combination.

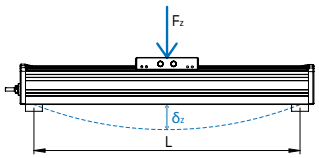

DEFORMAZIONE ELASTICA / ELASTIC DEFORMATION

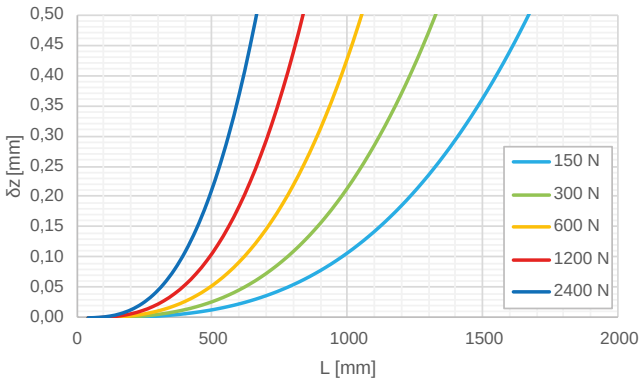

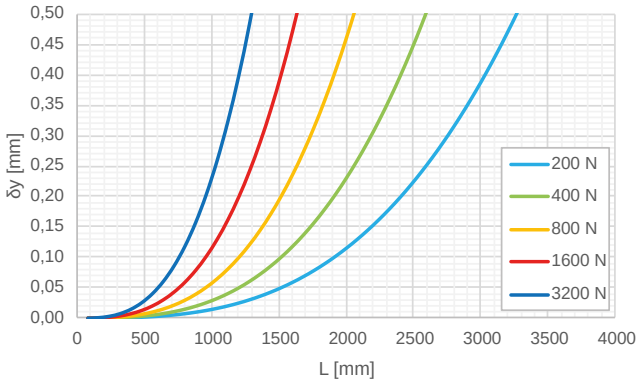

LIMITI STRUTTURALI /STRUTTURAL LIMITS

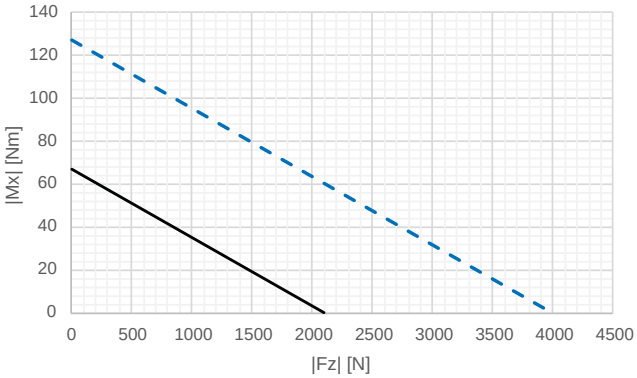

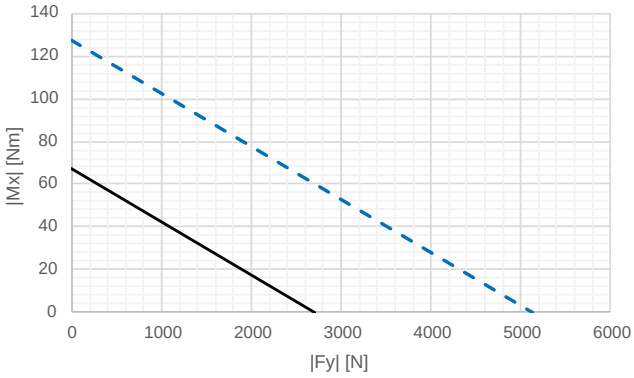

— Limite rottura a fatica: vita stimata superiore ai $10x10^6$ cicli col 99% probabilità. I grafici non possono essere combinati e valgono per: |Mx| <= 0.1 |My| e |Mx| <= 0.1 |Mz|.
Fatigue limit: estimated lifetime higher than $10x10^6$ cycles with 99% probability. Charts cannot be combined and are valid for: |Mx| <=0.1 |My| and |Mx| <=0.1 |Mz|.

--- Arresto d'emergenza max 100 volte nel corso della vita del prodotto.
Emergency stop max 100 times during service life.

Per casi di sollecitazione composta si faccia riferimento all'ufficio tecnico.
In case of combined stress contact our technical department.

MODELLO / MODEL

AEV120CB



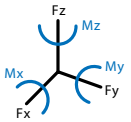

Sono rappresentate le deformazioni massime in condizioni isostatiche, con vincolo rigido e carico all'estremità. La deformazione effettiva dipende dalle condizioni di vincolo e dalla combinazione di carico.

Maximum deflection in an isostatic cantilever loaded condition. Actual strain depends on constraint condition and load combination.

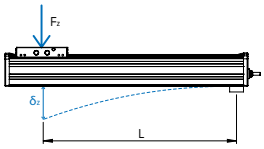

DEFORMAZIONE ELASTICA / ELASTIC DEFORMATION

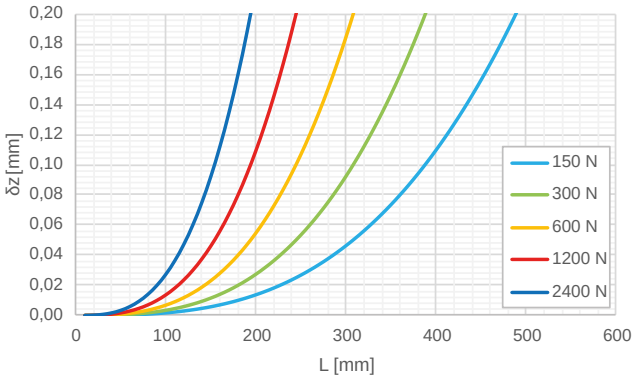

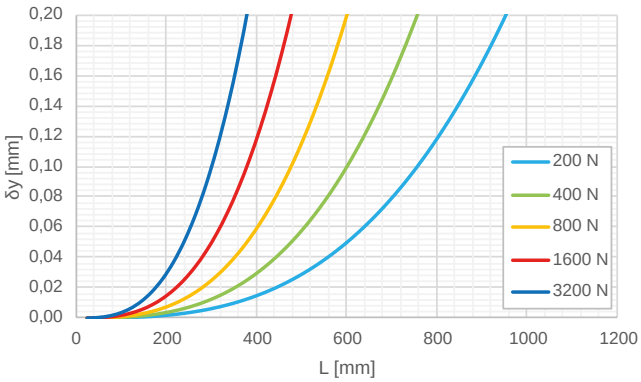

LIMITI STRUTTURALI /STRUCTURAL LIMITS

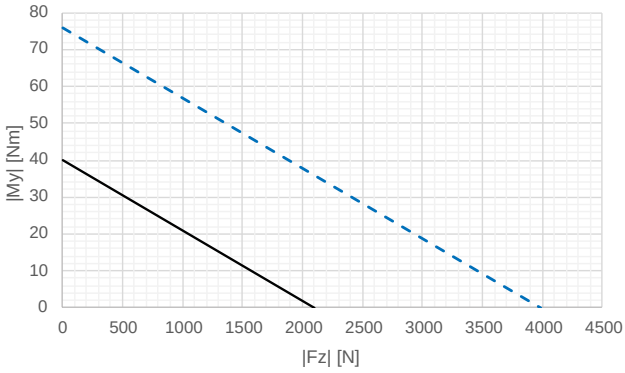

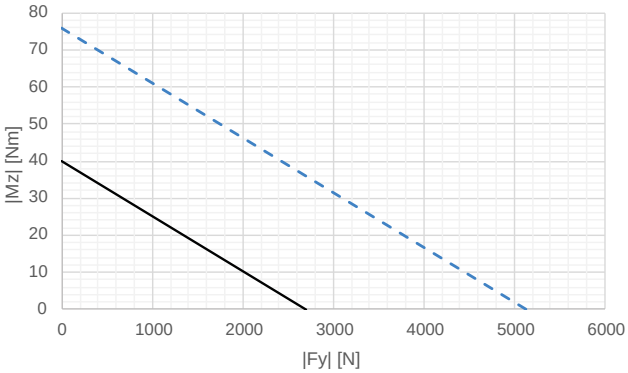

— Limite rottura a fatica: vita stimata superiore ai $10x10^6$ cicli col 99% probabilità. I grafici non possono essere combinati e valgono per: |Mx| <= 0.1 |My| e |Mx| <= 0.1 |Mz|.
Fatigue limit: estimated lifetime higher than $10x10^6$ cycles with 99% probability. Charts cannot be combined and are valid for: |Mx| <=0.1 |My| and |Mx| <=0.1 |Mz|.

--- Arresto d'emergenza max 100 volte nel corso della vita del prodotto.
Emergency stop max 100 times during service life.

Per casi di sollecitazione composta si faccia riferimento all'ufficio tecnico.
In case of combined stress contact our technical department.

MODELLO / MODEL

AEV120LB

INFORMAZIONI TECNICHE / TECHNICAL INFORMATION

Massa base unità (corsa zero) *Unit's base mass (zero stroke)*	[Kg]	4,62
Massa lineare unità *Unit's linear mass*	[Kg/100mm]	0,9
Massa carro *Carriage's mass*	[Kg]	1,58
Ripetibilità a vuoto *Unloaded repeatability*	[mm]	0,02-0,05
Classe precisione vite *Ballscrew accuracy class*		C5-C7
Diametro vite *Ball screw diameter*	[mm]	15
Passo vite *Ball screw pitch*	[mm]	5-10-16
Velocità massima* *Maximum velocity*	[mm/s]	rif. pg. 243
Forza assiale massima** *Maximum axial force*	[N]	rif. pg. 243
Momento principale d'inerzia Y *Principal moment of inertia Y*	[cm^4]	41
Momento principale d'inerzia Z *Principal moment of inertia Z*	[cm^4]	430

* I valori sono da considerarsi indicativi.
La velocità massima è funzione della lunghezza libera della vite e del carico.
Prestazioni superiori sono possibili e vanno verificate col nostro ufficio tecnico.
Values should be considered as an indication.
Maximum speed depends on free lenght of the ball screw and load condition.
Higher performance are possible. Please contact our technical department.

** In funzione della direzione di applicazione del carico.
Based on load direction.



CARICO MASSIMO AMMISSIBILE / MAXIMUM PERMISSIBLE LOAD

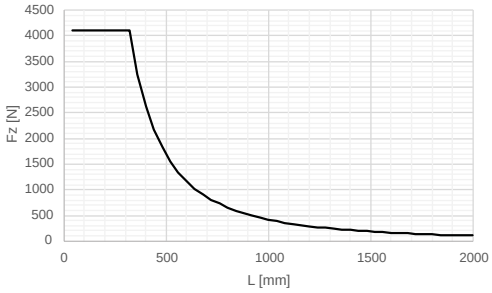

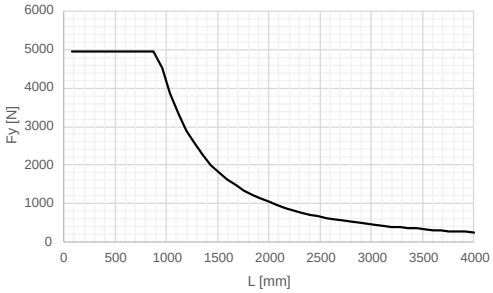

Sono rappresentati i carichi massimi applicabili in condizioni isostatiche, in appoggio, con vincolo torsionale semplice e carico in mezzeria.

Maximum load in isostatic condition centrally loaded.

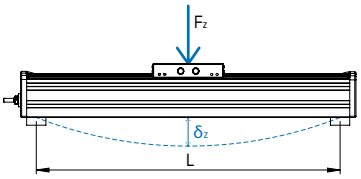

CARICO MASSIMO AMMISSIBILE / MAXIMUM PERMISSIBLE LOAD

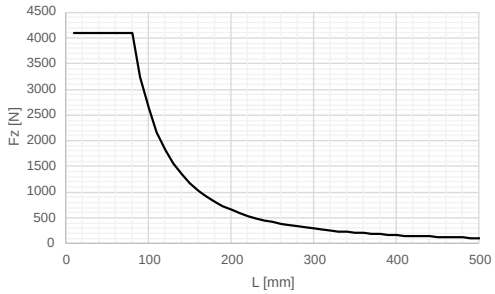

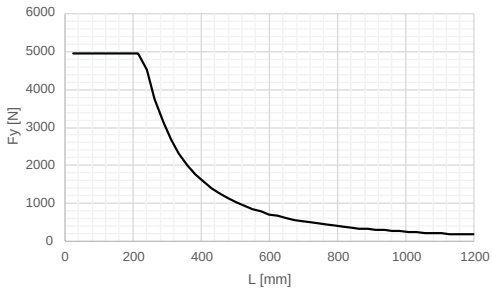

Sono rappresentati i carichi massimi applicabili in condizioni isostatiche, con vincolo rigido e carico all'estremità.

Maximum load in an isostatic cantilever loaded condition.

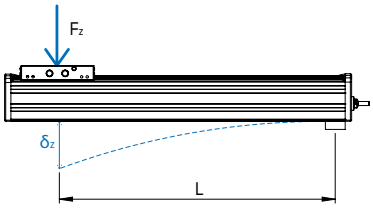

Si raccomanda di non superare i limiti dei grafici per non avere malfunzionamento dell'unità, peggioramento delle prestazioni o eccessiva usura.
We recommend not to exceed the maximum values to avoid lower performance, a reduced reliability and a big wear of the components.

DIMENSIONI / DIMENSIONS

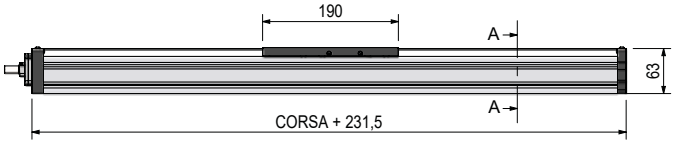

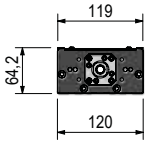

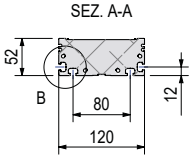

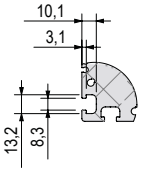

DET. B
SCALA 1 : 5

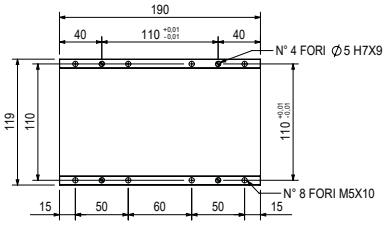

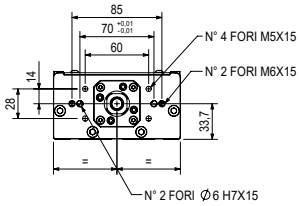

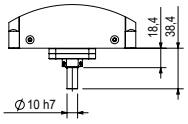

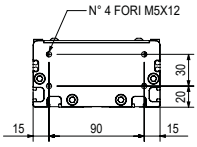

Tipologia interfaccia motore (2) (9)
Engine interface type
Kit IF1

Accessori ***Accessories***	**Cinghia** ***Belt***	**Vite** ***Ballscrew***	**Cremagliera** ***Rack and pinion***
(1) Riduttore *Gearbox*	x	x	x
(2) Kit assiale *Axial kit*	x	x	x
(3) Calettatore *Keyless Locking Device*	x		x
(4) Albero di torsione *Torsion shaft*	x		x
(5) Carro aggiuntivo *Additional carriage*	x		x
(6) Giunto elastico *Elastic coupling*	x		
(7) Freno stazionamento *Standing brake*	x		
(8) Elemento fissaggio/tassello *Fastening/plug*	x	x	x
(9) Kit rinvio *Transfer box*	x	x	
(10) Supporto sensore/Camma *Sensor bracket/Cam*	x	x	x

Le Unità Damo sono disponibili con una vasta gamma di accessori e optional specifici concepiti per facilitare la realizzazione e installazione di sistemi monoasse e multiasse.

All Units are available with a wide range of accessories and specific options designed to simplify the construction and installation of single-axis and multi-axis systems.

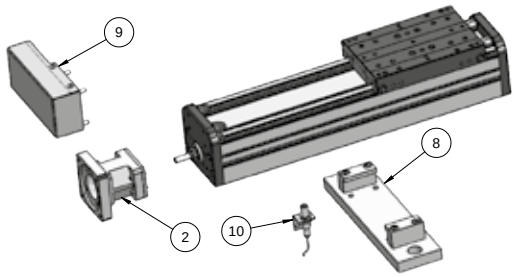

L'ufficio tecnico è a disposizione per la valutazione di applicazioni speciali e per analisi approfondite.
The technical department is available for the evaluation of special applications and for detailed analysis.

MODELLO / MODEL

AEV120LB

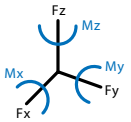

Sono rappresentate le deformazioni massime in condizioni isostatiche, in appoggio, con vincolo torsionale semplice e carico in mezzeria. La deformazione effettiva dipende dalle condizioni di vincolo e dalla combinazione di carico.

Maximum deflection in isostatic condition centrally loaded. Actual strain depends on constraint condition and load combination.

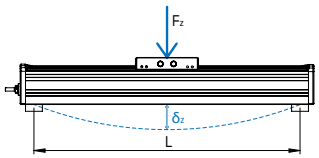

DEFORMAZIONE ELASTICA / ELASTIC DEFORMATION

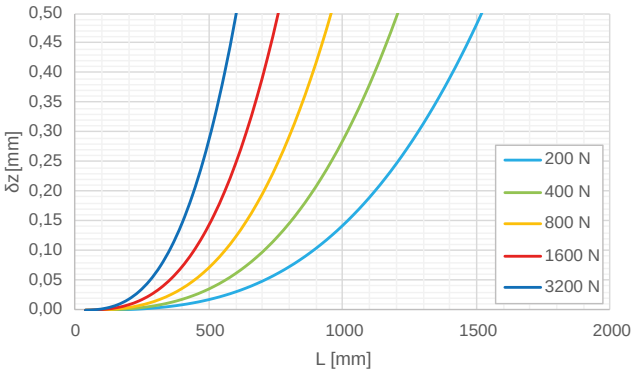

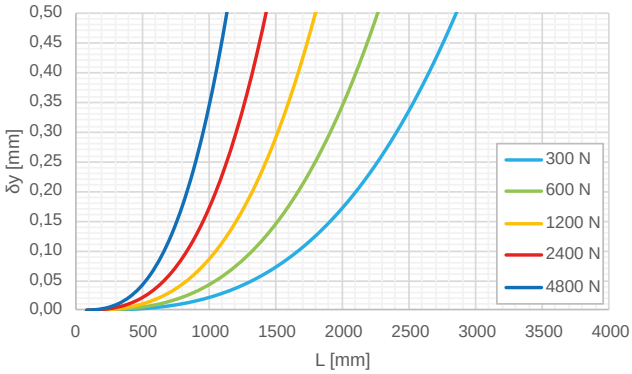

LIMITI STRUTTURALI /STRUCTURAL LIMITS

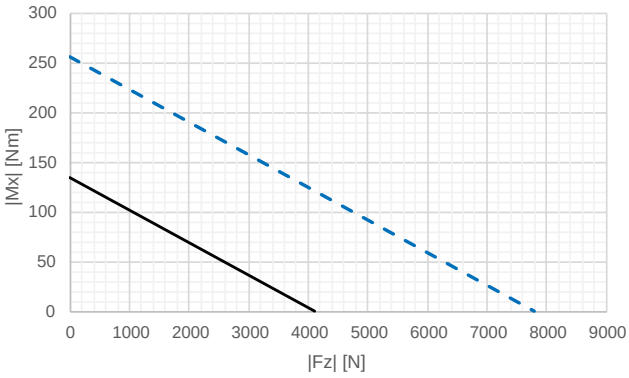

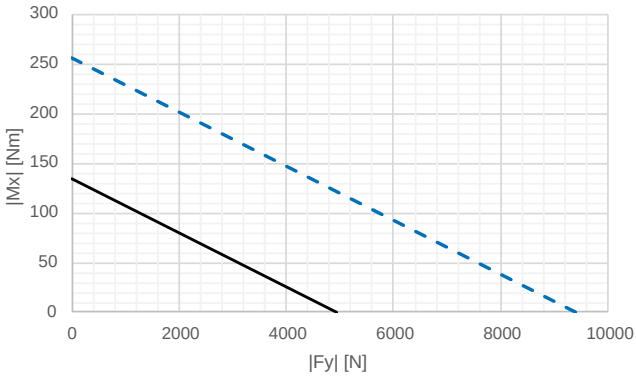

— Limite rottura a fatica: vita stimata superiore ai $10x10^6$ cicli col 99% probabilità. I grafici non possono essere combinati e valgono per: |Mx| <= 0.1 |My| e |Mx| <= 0.1 |Mz|.
Fatigue limit: estimated lifetime higher than $10x10^6$ cycles with 99% probability. Charts cannot be combined and are valid for: |Mx| <=0.1 |My| and |Mx| <=0.1 |Mz|.

--- Arresto d'emergenza max 100 volte nel corso della vita del prodotto.
Emergency stop max 100 times during service life.

Per casi di sollecitazione composta si faccia riferimento all'ufficio tecnico.
In case of combined stress contact our technical department.

MODELLO / MODEL

AEV120LB

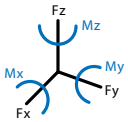

Sono rappresentate le deformazioni massime in condizioni isostatiche, con vincolo rigido e carico all'estremità. La deformazione effettiva dipende dalle condizioni di vincolo e dalla combinazione di carico.

Maximum deflection in an isostatic cantilever loaded condition. Actual strain depends on constraint condition and load combination.

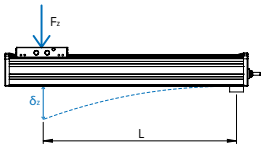

DEFORMAZIONE ELASTICA / ELASTIC DEFORMATION

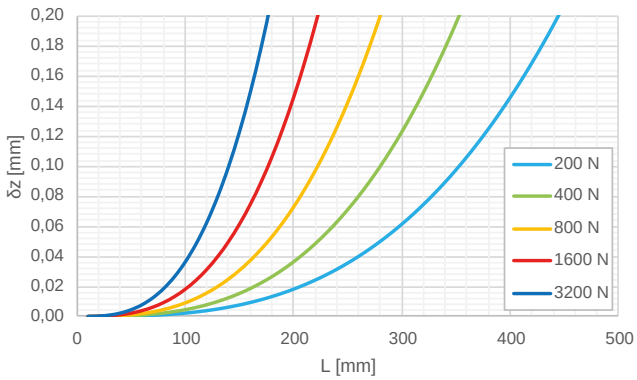

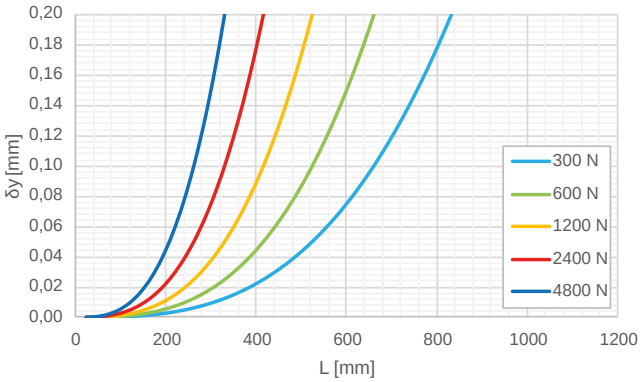

LIMITI STRUTTURALI /STRUCTURAL LIMITS

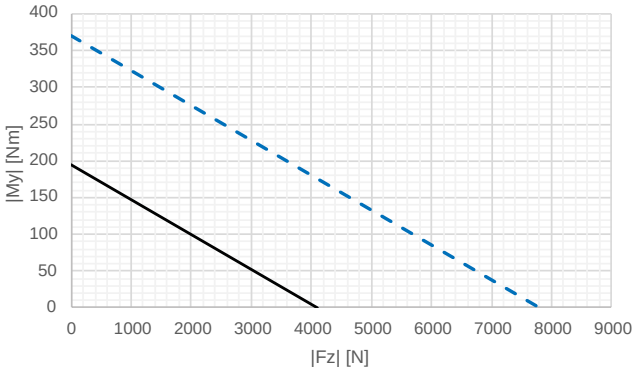

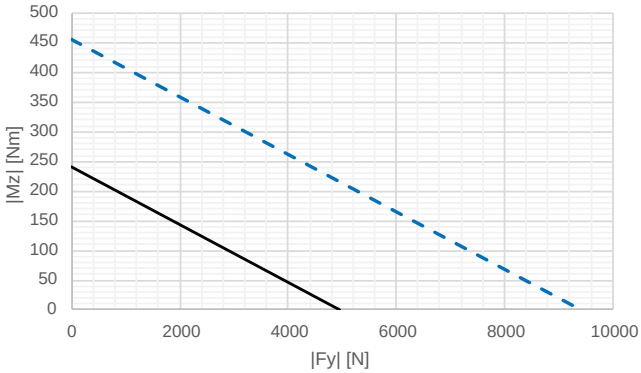

— Limite rottura a fatica: vita stimata superiore ai $10x10^6$ cicli col 99% probabilità. I grafici non possono essere combinati e valgono per: |Mx| <= 0.1 |My| e |Mx| <= 0.1 |Mz|.
Fatigue limit: estimated lifetime higher than $10x10^6$ cycles with 99% probability. Charts cannot be combined and are valid for: |Mx| <=0.1 |My| and |Mx| <=0.1 |Mz|.

--- Arresto d'emergenza max 100 volte nel corso della vita del prodotto.
Emergency stop max 100 times during service life.

Per casi di sollecitazione composta si faccia riferimento all'ufficio tecnico.
In case of combined stress contact our technical department.

MODELLO / MODEL

AEV180CB

INFORMAZIONI TECNICHE / TECHNICAL INFORMATION

Massa base unità (corsa zero) *Unit's base mass (zero stroke)*	[Kg]	13,7
Massa lineare unità *Unit's linear mass*	[Kg/100mm]	2,28
Massa carro *Carriage's mass*	[Kg]	3,65
Ripetibilità a vuoto *Unloaded repeatability*	[mm]	0,02-0,05
Classe precisione vite *Ballscrew accuracy class*		C5-C7
Diametro vite *Ball screw diameter*	[mm]	25
Passo vite *Ball screw pitch*	[mm]	5-10-25
Velocità massima* *Maximum velocity*	[mm/s]	rif. pg. 243
Forza assiale massima** *Maximum axial force*	[N]	rif. pg. 243
Momento principale d'inerzia Y *Principal moment of inertia Y*	[cm^4]	1086
Momento principale d'inerzia Z *Principal moment of inertia Z*	[cm^4]	2666

* I valori sono da considerarsi indicativi.
La velocità massima è funzione della lunghezza libera della vite e del carico.
Prestazioni superiori sono possibili e vanno verificate col nostro ufficio tecnico.
Values should be considered as an indication.
Maximum speed depends on free lenght of the ball screw and load condition.
Higher performance are possible. Please contact our technical department.

** In funzione della direzione di applicazione del carico.
Based on load direction.

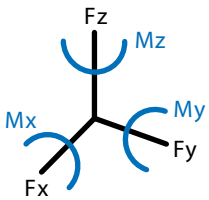

CARICO MASSIMO AMMISSIBILE / MAXIMUM PERMISSIBLE LOAD

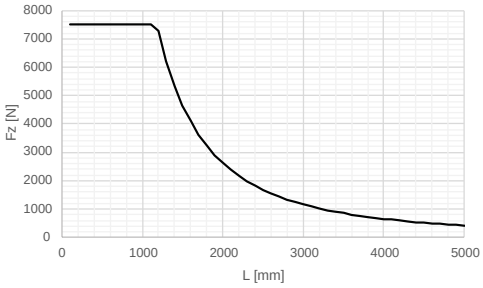

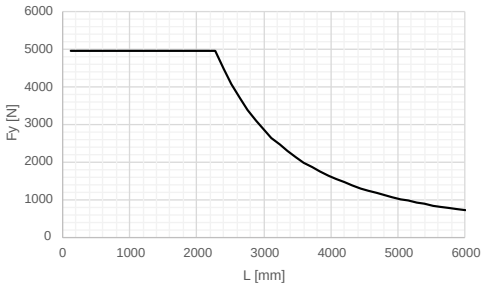

Sono rappresentati i carichi massimi applicabili in condizioni isostatiche, in appoggio, con vincolo torsionale semplice e carico in mezzeria.

Maximum load in isostatic condition centrally loaded.

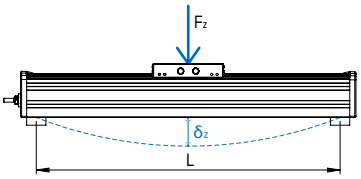

CARICO MASSIMO AMMISSIBILE / MAXIMUM PERMISSIBLE LOAD

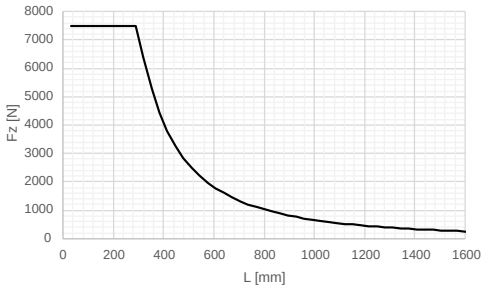

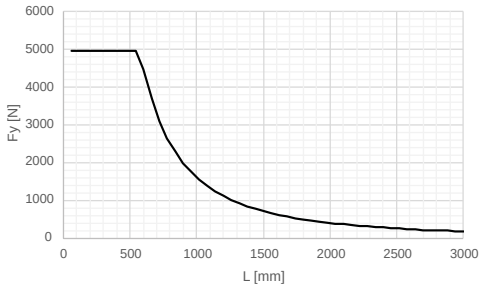

Sono rappresentati i carichi massimi applicabili in condizioni isostatiche, con vincolo rigido e carico all'estremità.

Maximum load in an isostatic cantilever loaded condition.

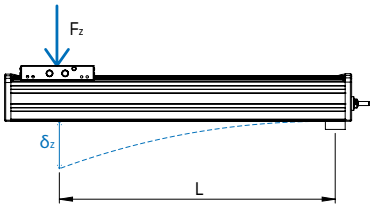

Si raccomanda di non superare i limiti dei grafici per non avere malfunzionamento dell'unità, peggioramento delle prestazioni o eccessiva usura.
We recommend not to exceed the maximum values to avoid lower performance, a reduced reliability and a big wear of the components.

DIMENSIONI / DIMENSIONS

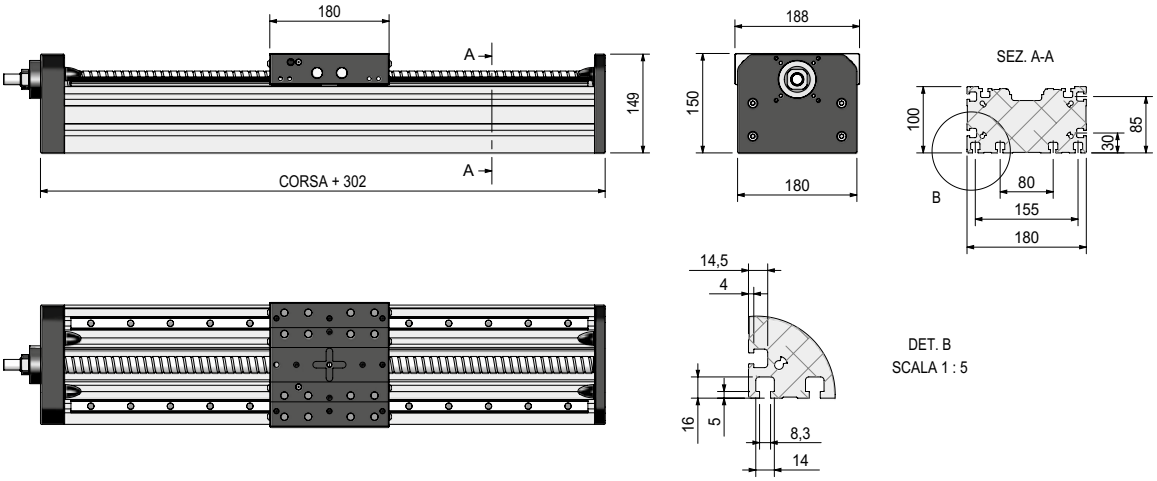

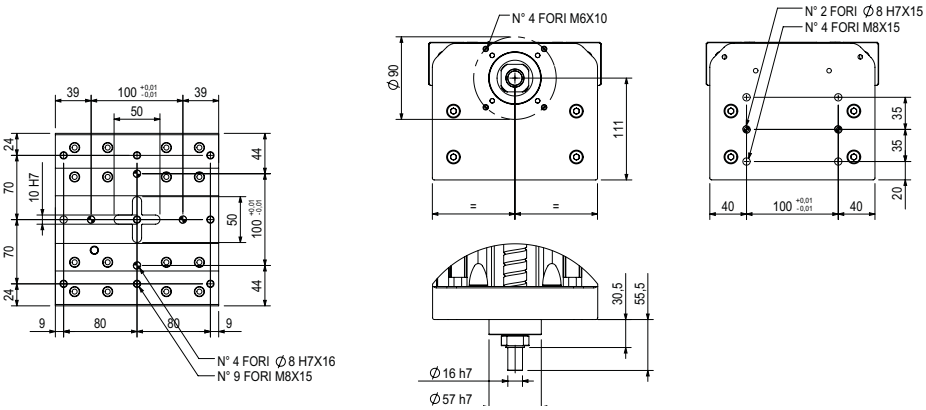

Tipologia interfaccia motore (2) (9)
Engine interface type
Kit IF10

Accessori ***Accessories***	**Cinghia** ***Belt***	**Vite** ***Ballscrew***	**Cremagliera** ***Rack and pinion***
(1) Riduttore *Gearbox*	x	x	x
(2) Kit assiale *Axial kit*	x	x	x
(3) Calettatore *Keyless Locking Device*	x		x
(4) Albero di torsione *Torsion shaft*	x		x
(5) Carro aggiuntivo *Additional carriage*	x		x
(6) Giunto elastico *Elastic coupling*	x		
(7) Freno stazionamento *Standing brake*	x		
(8) Elemento fissaggio/tassello *Fastening/plug*	x	x	x
(9) Kit rinvio *Transfer box*	x	x	
(10) Supporto sensore/Camma *Sensor bracket/Cam*	x	x	x

Le Unità Damo sono disponibili con una vasta gamma di accessori e optional specifici concepiti per facilitare la realizzazione e installazione di sistemi monoasse e multiasse.

All Units are available with a wide range of accessories and specific options designed to simplify the construction and installation of single-axis and multi-axis systems.

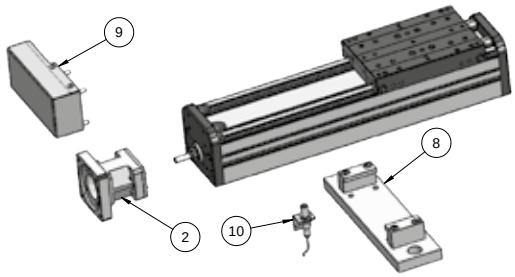

L'ufficio tecnico è a disposizione per la valutazione di applicazioni speciali e per analisi approfondite.
The technical department is available for the evaluation of special applications and for detailed analysis.

MODELLO / MODEL

AEV180CB

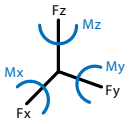

Sono rappresentate le deformazioni massime in condizioni isostatiche, in appoggio, con vincolo torsionale semplice e carico in mezzeria. La deformazione effettiva dipende dalle condizioni di vincolo e dalla combinazione di carico.

Maximum deflection in isostatic condition centrally loaded. Actual strain depends on constraint condition and load combination.

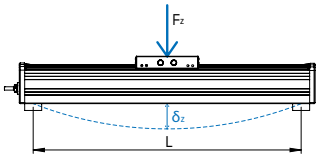

DEFORMAZIONE ELASTICA / ELASTIC DEFORMATION

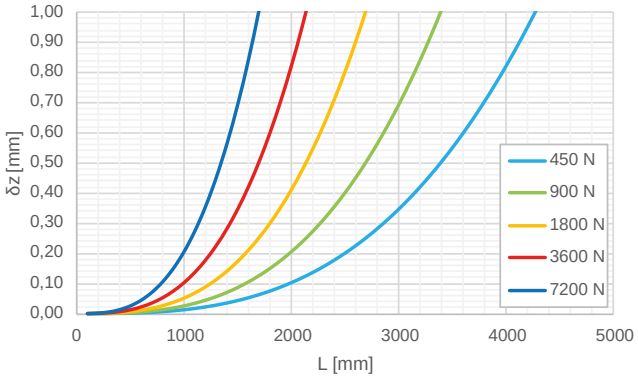

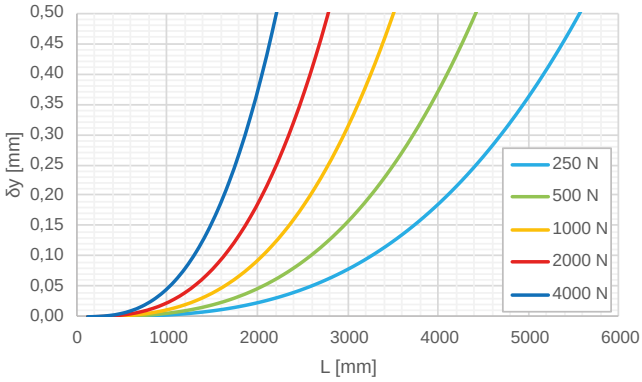

LIMITI STRUTTURALI /STRUCTURAL LIMITS

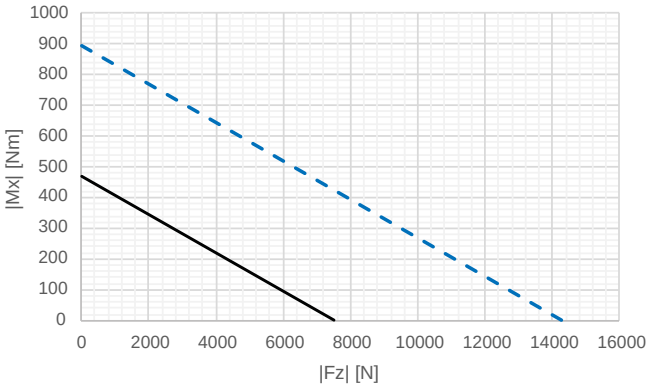

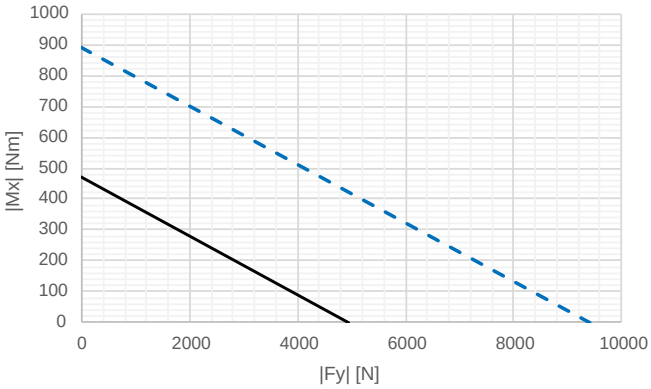

— Limite rottura a fatica: vita stimata superiore ai $10x10^6$ cicli col 99% probabilità. I grafici non possono essere combinati e valgono per: |Mx| <= 0.1 |My| e |Mx| <= 0.1 |Mz|.
Fatigue limit: estimated lifetime higher than $10x10^6$ cycles with 99% probability. Charts cannot be combined and are valid for: |Mx| <=0.1 |My| and |Mx| <=0.1 |Mz|.

--- Arresto d'emergenza max 100 volte nel corso della vita del prodotto.
Emergency stop max 100 times during service life.

Per casi di sollecitazione composta si faccia riferimento all'ufficio tecnico.
In case of combined stress contact our technical department.

MODELLO / MODEL

AEV180CB

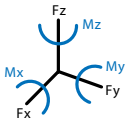

Sono rappresentate le deformazioni massime in condizioni isostatiche, con vincolo rigido e carico all'estremità. La deformazione effettiva dipende dalle condizioni di vincolo e dalla combinazione di carico.

Maximum deflection in an isostatic cantilever loaded condition. Actual strain depends on constraint condition and load combination.

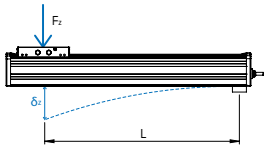

DEFORMAZIONE ELASTICA / ELASTIC DEFORMATION

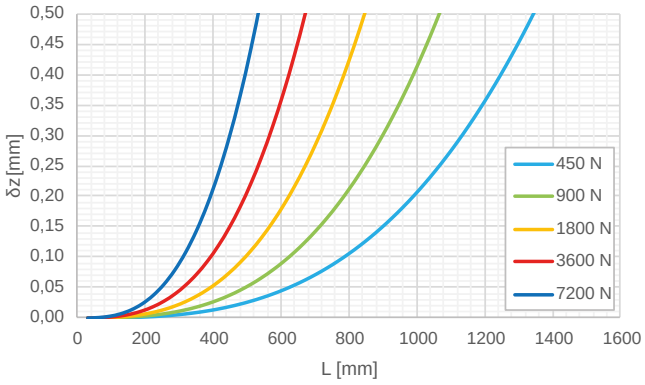

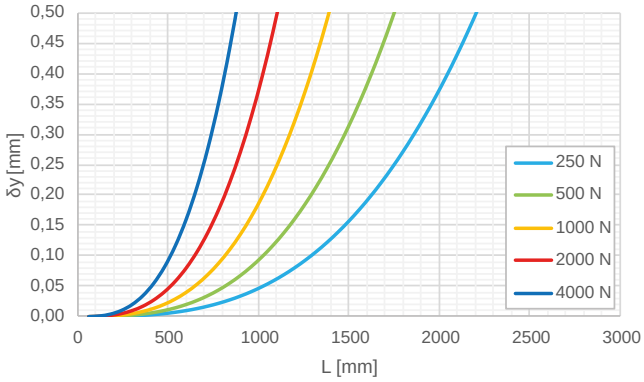

LIMITI STRUTTURALI /STRUCTURAL LIMITS

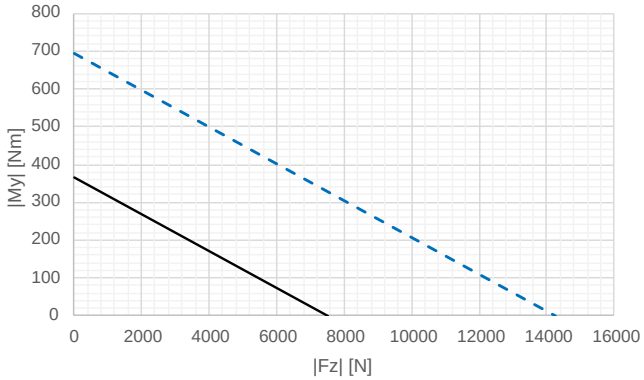

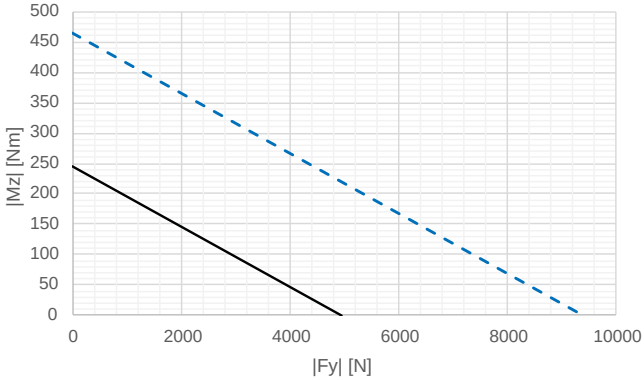

— Limite rottura a fatica: vita stimata superiore ai $10x10^6$ cicli col 99% probabilità. I grafici non possono essere combinati e valgono per: |Mx| <= 0.1 |My| e |Mx| <= 0.1 |Mz|.
Fatigue limit: estimated lifetime higher than $10x10^6$ cycles with 99% probability. Charts cannot be combined and are valid for: |Mx| <=0.1 |My| and |Mx| <=0.1 |Mz|.

--- Arresto d'emergenza max 100 volte nel corso della vita del prodotto.
Emergency stop max 100 times during service life.

Per casi di sollecitazione composta si faccia riferimento all'ufficio tecnico.
In case of combined stress contact our technical department.

MODELLO / MODEL

AEV180LB

INFORMAZIONI TECNICHE / TECHNICAL INFORMATION

Massa base unità (corsa zero) *Unit's base mass (zero stroke)*	[Kg]	16,8
Massa lineare unità *Unit's linear mass*	[Kg/100mm]	2,28
Massa carro *Carriage's mass*	[Kg]	4,9
Ripetibilità a vuoto *Unloaded repeatability*	[mm]	0,02-0,05
Classe precisione vite *Ballscrew accuracy class*		C5-C7
Diametro vite *Ball screw diameter*	[mm]	25
Passo vite *Ball screw pitch*	[mm]	5-10-25
Velocità massima* *Maximum velocity*	[mm/s]	rif. pg. 243
Forza assiale massima** *Maximum axial force*	[N]	rif. pg. 243
Momento principale d'inerzia Y *Principal moment of inertia Y*	[cm^4]	1086
Momento principale d'inerzia Z *Principal moment of inertia Z*	[cm^4]	2666

* I valori sono da considerarsi indicativi.
La velocità massima è funzione della lunghezza libera della vite e del carico.
Prestazioni superiori sono possibili e vanno verificate col nostro ufficio tecnico.
Values should be considered as an indication.
Maximum speed depends on free lenght of the ball screw and load condition.
Higher performance are possible. Please contact our technical department.

** In funzione della direzione di applicazione del carico.
Based on load direction.

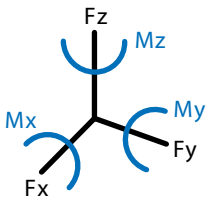

CARICO MASSIMO AMMISSIBILE / MAXIMUM PERMISSIBLE LOAD

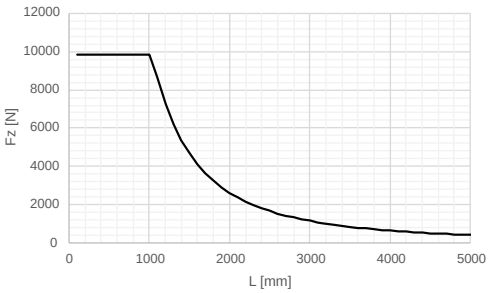

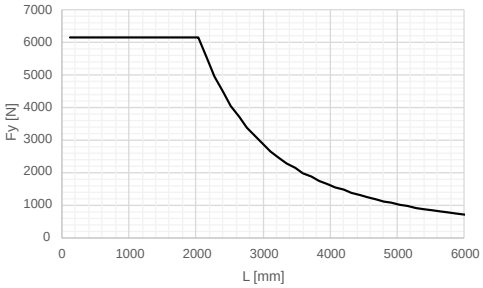

Sono rappresentati i carichi massimi applicabili in condizioni isostatiche, in appoggio, con vincolo torsionale semplice e carico in mezzeria.
Maximum load in isostatic condition centrally loaded.

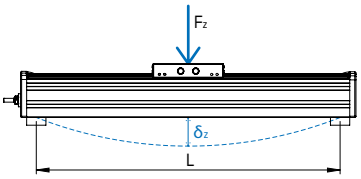

CARICO MASSIMO AMMISSIBILE / MAXIMUM PERMISSIBLE LOAD

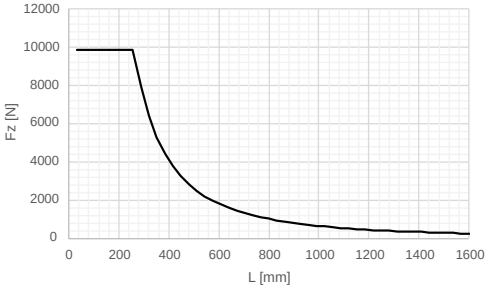

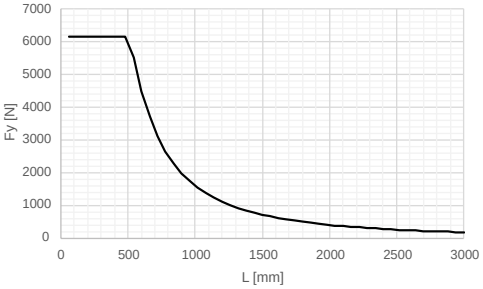

Sono rappresentati i carichi massimi applicabili in condizioni isostatiche, con vincolo rigido e carico all'estremità.
Maximum load in an isostatic cantilever loaded condition.

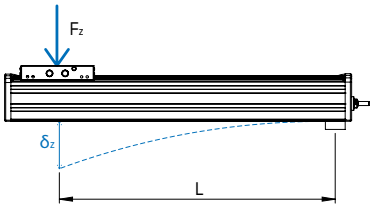

Si raccomanda di non superare i limiti dei grafici per non avere malfunzionamento dell'unità, peggioramento delle prestazioni o eccessiva usura.
We recommend not to exceed the maximum values to avoid lower performance, a reduced reliability and a big wear of the components.

DIMENSIONI / DIMENSIONS

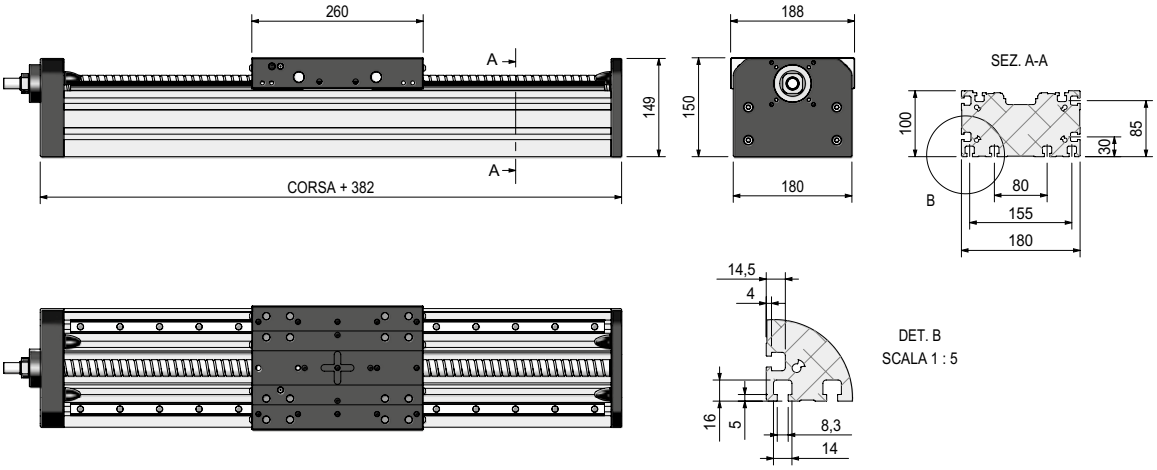

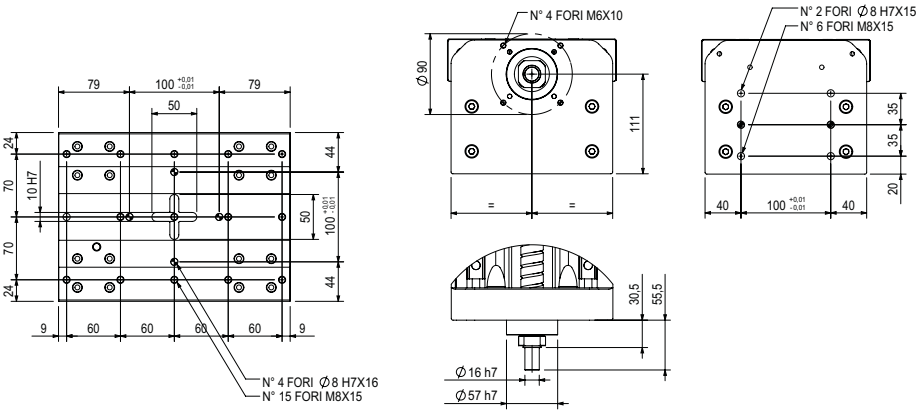

Tipologia interfaccia motore (2) (9)
Engine interface type
Kit IF10

Accessori ***Accessories***	**Cinghia** ***Belt***	**Vite** ***Ballscrew***	**Cremagliera** ***Rack and pinion***
(1) Riduttore *Gearbox*	x	x	x
(2) Kit assiale *Axial kit*	x	x	x
(3) Calettatore *Keyless Locking Device*	x		x
(4) Albero di torsione *Torsion shaft*	x		x
(5) Carro aggiuntivo *Additional carriage*	x		x
(6) Giunto elastico *Elastic coupling*	x		
(7) Freno stazionamento *Standing brake*	x		
(8) Elemento fissaggio/tassello *Fastening/plug*	x	x	x
(9) Kit rinvio *Transfer box*	x	x	
(10) Supporto sensore/Camma *Sensor bracket/Cam*	x	x	x

Le Unità Damo sono disponibili con una vasta gamma di accessori e optional specifici concepiti per facilitare la realizzazione e installazione di sistemi monoasse e multiasse.

All Units are available with a wide range of accessories and specific options designed to simplify the construction and installation of single-axis and multi-axis systems.

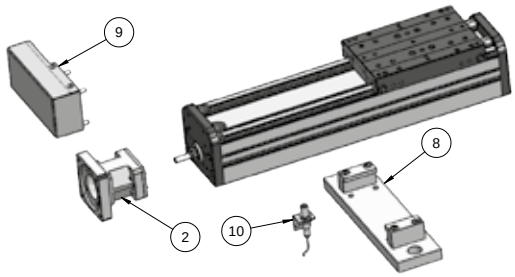

L'ufficio tecnico è a disposizione per la valutazione di applicazioni speciali e per analisi approfondite.
The technical department is available for the evaluation of special applications and for detailed analysis.

MODELLO / MODEL

AEV180LB

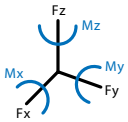

Sono rappresentate le deformazioni massime in condizioni isostatiche, in appoggio, con vincolo torsionale semplice e carico in mezzeria. La deformazione effettiva dipende dalle condizioni di vincolo e dalla combinazione di carico.

Maximum deflection in isostatic condition centrally loaded. Actual strain depends on constraint condition and load combination.

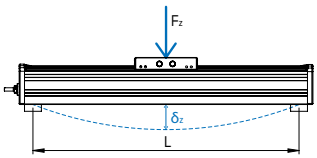

DEFORMAZIONE ELASTICA / ELASTIC DEFORMATION

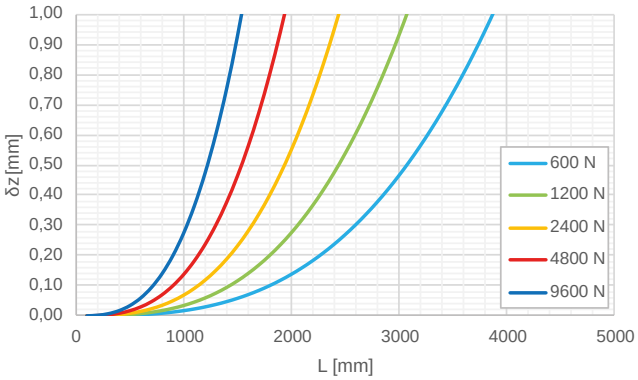

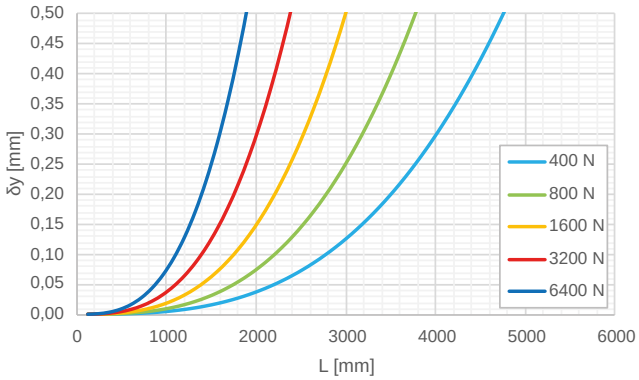

LIMITI STRUTTURALI /STRUTTURAL LIMITS

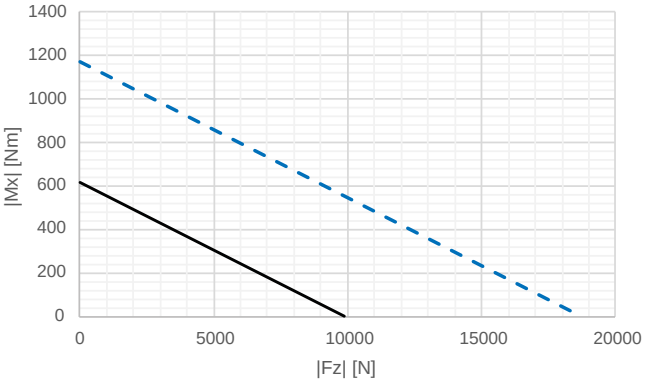

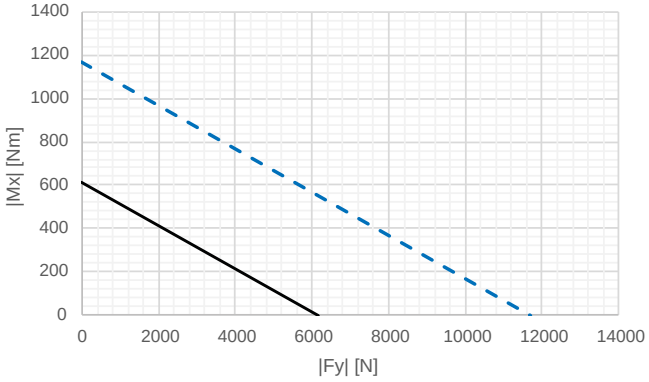

— Limite rottura a fatica: vita stimata superiore ai $10x10^6$ cicli col 99% probabilità. I grafici non possono essere combinati e valgono per: |Mx| <= 0.1 |My| e |Mx| <= 0.1 |Mz|.
Fatigue limit: estimated lifetime higher than $10x10^6$ cycles with 99% probability. Charts cannot be combined and are valid for: |Mx| <=0.1 |My| and |Mx| <=0.1 |Mz|.

--- Arresto d'emergenza max 100 volte nel corso della vita del prodotto.
Emergency stop max 100 times during service life.

Per casi di sollecitazione composta si faccia riferimento all'ufficio tecnico.
In case of combined stress contact our technical department.

MODELLO / MODEL

AEV180LB

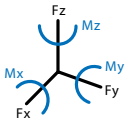

Sono rappresentate le deformazioni massime in condizioni isostatiche, con vincolo rigido e carico all'estremità. La deformazione effettiva dipende dalle condizioni di vincolo e dalla combinazione di carico.

Maximum deflection in an isostatic cantilever loaded condition. Actual strain depends on constraint condition and load combination.

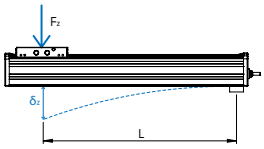

DEFORMAZIONE ELASTICA / ELASTIC DEFORMATION

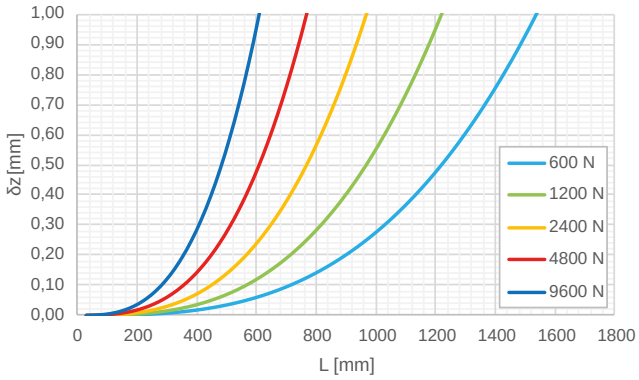

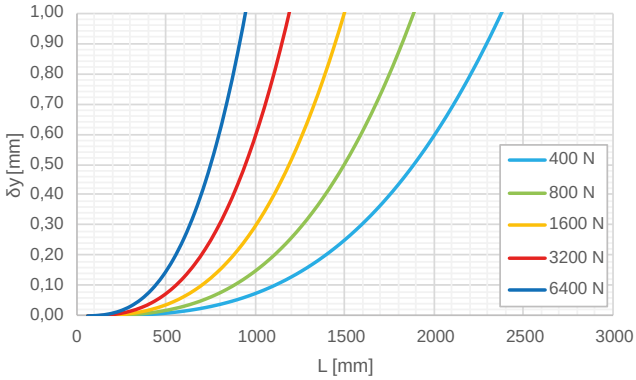

LIMITI STRUTTURALI /STRUTTURAL LIMITS

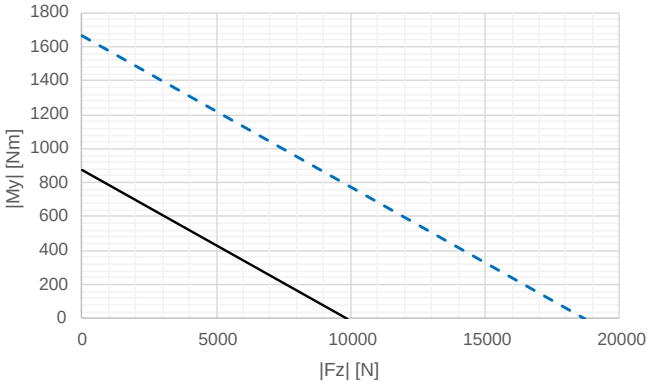

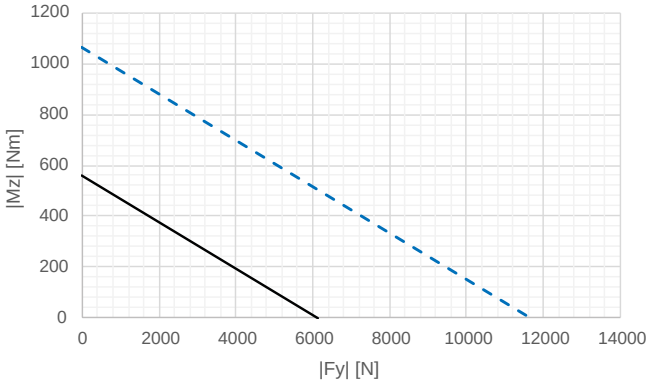

— Limite rottura a fatica: vita stimata superiore ai $10x10^6$ cicli col 99% probabilità. I grafici non possono essere combinati e valgono per: |Mx| <= 0.1 |My| e |Mx| <= 0.1 |Mz|.
Fatigue limit: estimated lifetime higher than $10x10^6$ cycles with 99% probability. Charts cannot be combined and are valid for: |Mx| <=0.1 |My| and |Mx| <=0.1 |Mz|.

--- Arresto d'emergenza max 100 volte nel corso della vita del prodotto.
Emergency stop max 100 times during service life.

Per casi di sollecitazione composta si faccia riferimento all'ufficio tecnico.
In case of combined stress contact our technical department.

MODELLO / MODEL

AEV180LL

INFORMAZIONI TECNICHE / TECHNICAL INFORMATION

Massa base unità (corsa zero) *Unit's base mass (zero stroke)*	[Kg]	42,5
Massa lineare unità *Unit's linear mass*	[Kg/100mm]	3,13
Massa carro *Carriage's mass*	[Kg]	27,5
Ripetibilità a vuoto *Unloaded repeatability*	[mm]	0,02-0,05
Classe precisione vite *Ballscrew accuracy class*		C5-C7
Diametro vite *Ball screw diameter*	[mm]	32
Passo vite *Ball screw pitch*	[mm]	5-10-20-32
Velocità massima* *Maximum velocity*	[mm/s]	rif. pg. 243
Forza assiale massima** *Maximum axial force*	[N]	rif. pg. 243
Momento principale d'inerzia Y *Principal moment of inertia Y*	[cm^4]	700
Momento principale d'inerzia Z *Principal moment of inertia Z*	[cm^4]	5991

* I valori sono da considerarsi indicativi.
La velocità massima è funzione della lunghezza libera della vite e del carico.
Prestazioni superiori sono possibili e vanno verificate col nostro ufficio tecnico.
Values should be considered as an indication.
Maximum speed depends on free lenght of the ball screw and load condition.
Higher performance are possible. Please contact our technical department.

** In funzione della direzione di applicazione del carico.
Based on load direction.



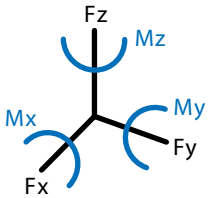

CARICO MASSIMO AMMISSIBILE / MAXIMUM PERMISSIBLE LOAD

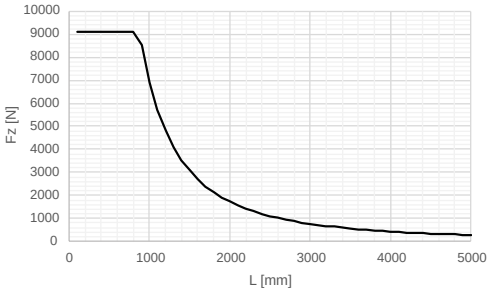

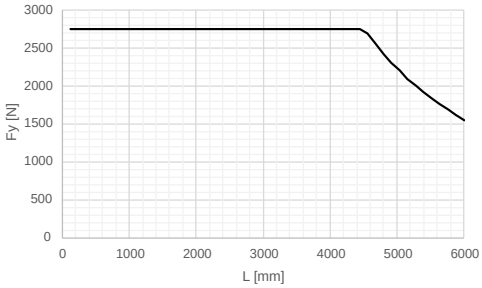

Sono rappresentati i carichi massimi applicabili in condizioni isostatiche, in appoggio, con vincolo torsionale semplice e carico in mezzeria.

Maximum load in isostatic condition centrally loaded.

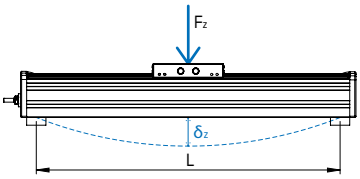

CARICO MASSIMO AMMISSIBILE / MAXIMUM PERMISSIBLE LOAD

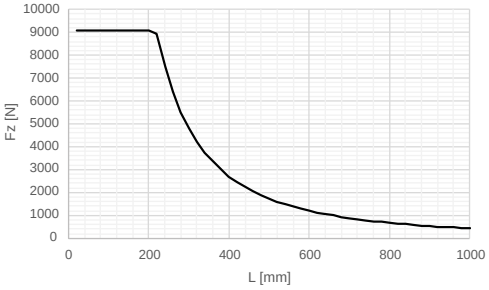

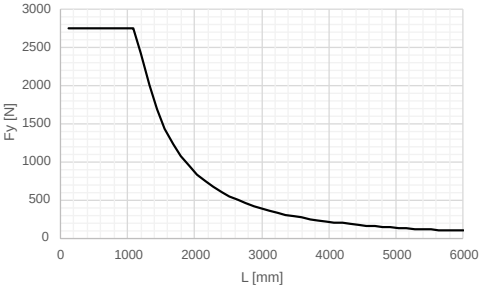

Sono rappresentati i carichi massimi applicabili in condizioni isostatiche, con vincolo rigido e carico all'estremità.

Maximum load in an isostatic cantilever loaded condition.

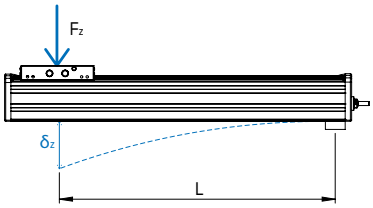

Si raccomanda di non superare i limiti dei grafici per non avere malfunzionamento dell'unità, peggioramento delle prestazioni o eccessiva usura.
We recommend not to exceed the maximum values to avoid lower performance, a reduced reliability and a big wear of the components.

DIMENSIONI / DIMENSIONS

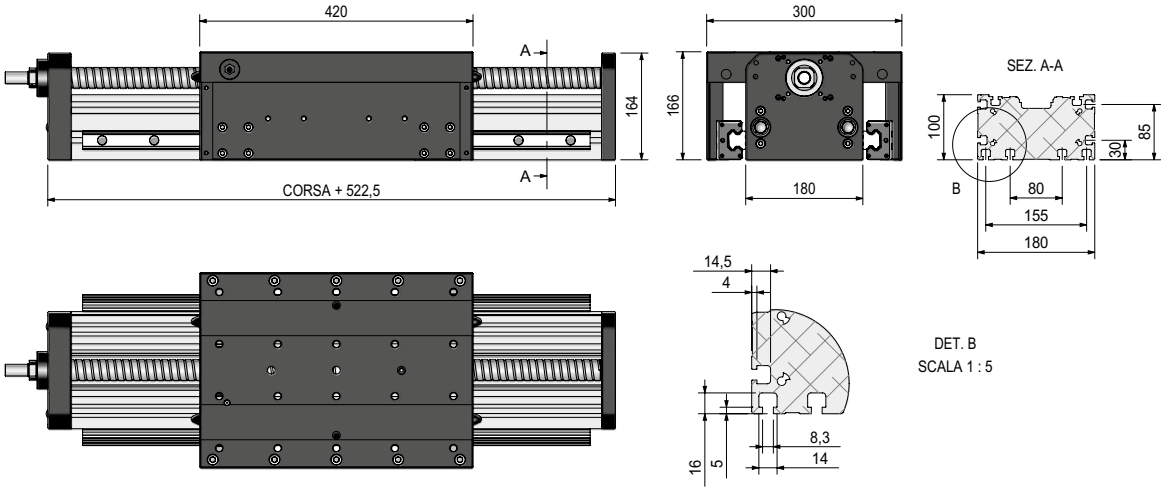

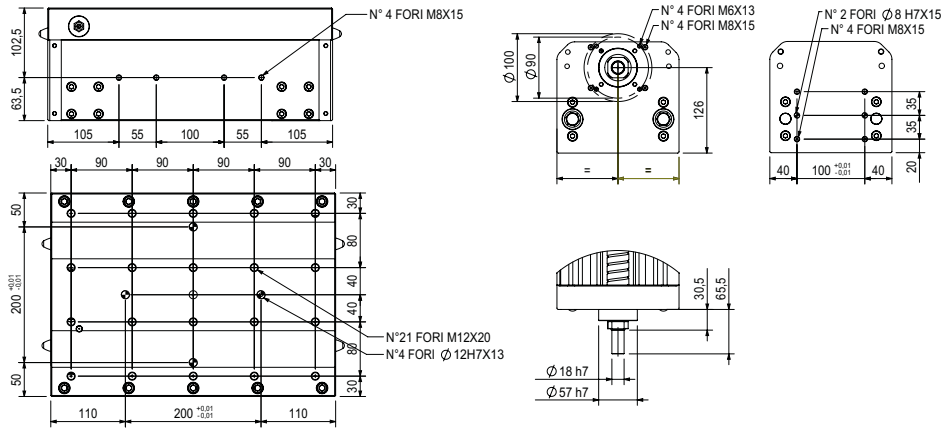

Tipologia interfaccia motore (2) (9)
Engine interface type
Kit IF11

Accessori ***Accessories***	**Cinghia** ***Belt***	**Vite** ***Ballscrew***	**Cremagliera** ***Rack and pinion***
(1) Riduttore *Gearbox*	x	x	x
(2) Kit assiale *Axial kit*	x	x	x
(3) Calettatore *Keyless Locking Device*	x		x
(4) Albero di torsione *Torsion shaft*	x		x
(5) Carro aggiuntivo *Additional carriage*	x		x
(6) Giunto elastico *Elastic coupling*	x		
(7) Freno stazionamento *Standing brake*	x		
(8) Elemento fissaggio/tassello *Fastening/plug*	x	x	x
(9) Kit rinvio *Transfer box*	x	x	
(10) Supporto sensore/Camma *Sensor bracket/Cam*	x	x	x

Le Unità Damo sono disponibili con una vasta gamma di accessori e optional specifici concepiti per facilitare la realizzazione e installazione di sistemi monoasse e multiasse.

All Units are available with a wide range of accessories and specific options designed to simplify the construction and installation of single-axis and multi-axis systems.

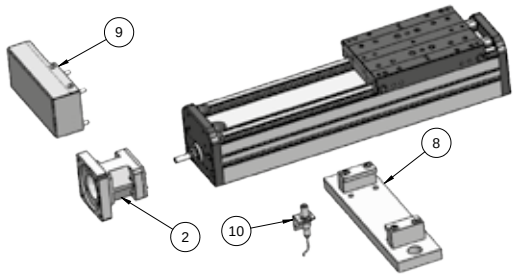

L'ufficio tecnico è a disposizione per la valutazione di applicazioni speciali e per analisi approfondite.
The technical department is available for the evaluation of special applications and for detailed analysis.

MODELLO / MODEL

AEV180LL

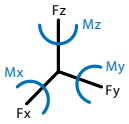

Sono rappresentate le deformazioni massime in condizioni isostatiche, in appoggio, con vincolo torsionale semplice e carico in mezzeria. La deformazione effettiva dipende dalle condizioni di vincolo e dalla combinazione di carico.

Maximum deflection in isostatic condition centrally loaded. Actual strain depends on constraint condition and load combination.

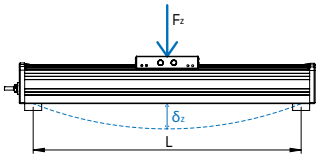

DEFORMAZIONE ELASTICA / ELASTIC DEFORMATION

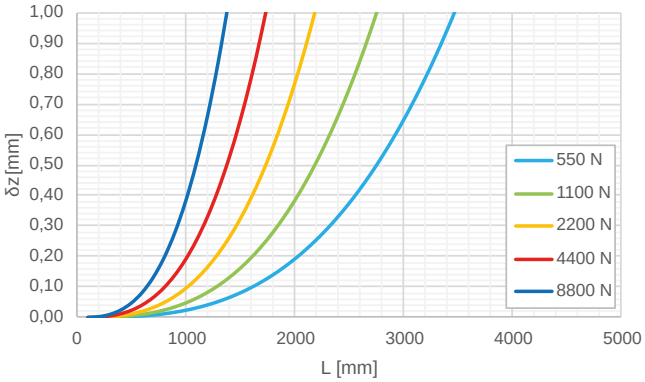

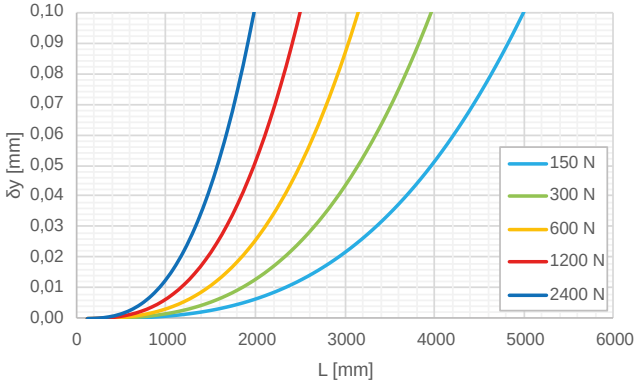

LIMITI STRUTTURALI /STRUCTURAL LIMITS

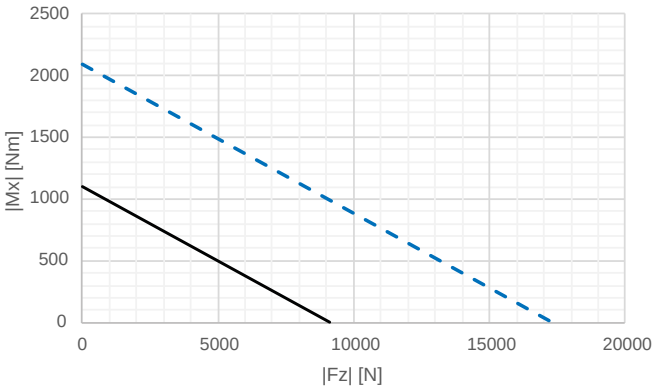

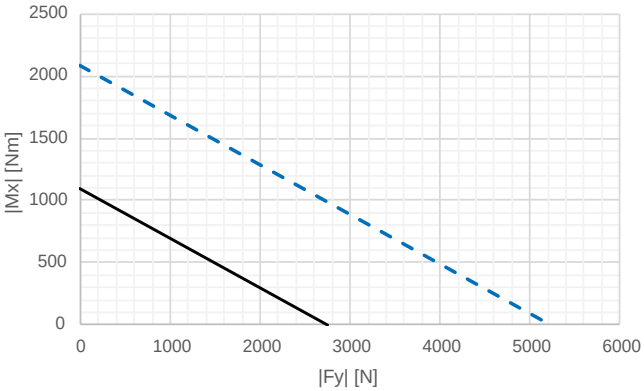

— Limite rottura a fatica: vita stimata superiore ai $10x10^6$ cicli col 99% probabilità. I grafici non possono essere combinati e valgono per: |Mx| <= 0.1 |My| e |Mx| <= 0.1 |Mz|.
Fatigue limit: estimated lifetime higher than $10x10^6$ cycles with 99% probability. Charts cannot be combined and are valid for: |Mx| <=0.1 |My| and |Mx| <=0.1 |Mz|.

--- Arresto d'emergenza max 100 volte nel corso della vita del prodotto.
Emergency stop max 100 times during service life.

Per casi di sollecitazione composta si faccia riferimento all'ufficio tecnico.
In case of combined stress contact our technical department.

MODELLO / MODEL

AEV180LL

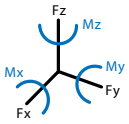

Sono rappresentate le deformazioni massime in condizioni isostatiche, con vincolo rigido e carico all'estremità. La deformazione effettiva dipende dalle condizioni di vincolo e dalla combinazione di carico.

Maximum deflection in an isostatic cantilever loaded condition. Actual strain depends on constraint condition and load combination.

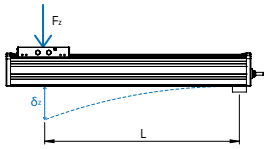

DEFORMAZIONE ELASTICA / ELASTIC DEFORMATION

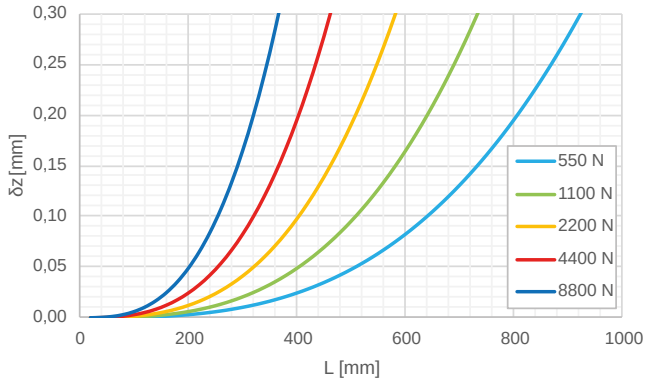

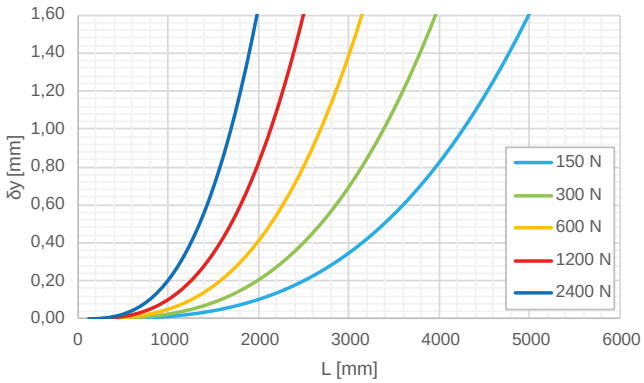

LIMITI STRUTTURALI /STRUCTURAL LIMITS

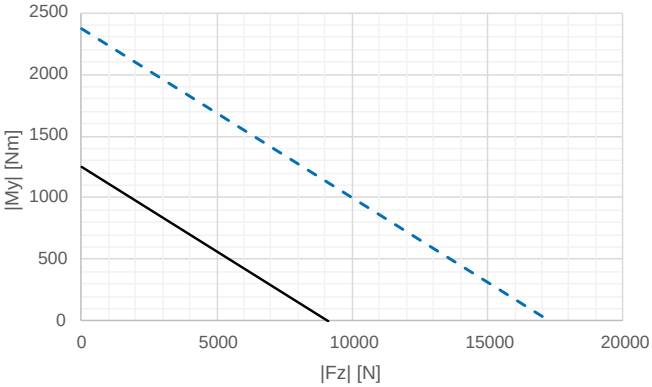

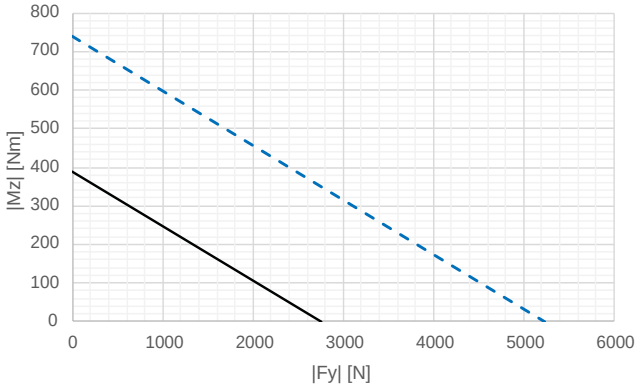

— Limite rottura a fatica: vita stimata superiore ai $10x10^6$ cicli col 99% probabilità. I grafici non possono essere combinati e valgono per: |Mx| <= 0.1 |My| e |Mx| <= 0.1 |Mz|.
Fatigue limit: estimated lifetime higher than $10x10^6$ cycles with 99% probability. Charts cannot be combined and are valid for: |Mx| <=0.1 |My| and |Mx| <=0.1 |Mz|.

--- Arresto d'emergenza max 100 volte nel corso della vita del prodotto.
Emergency stop max 100 times during service life.

Per casi di sollecitazione composta si faccia riferimento all'ufficio tecnico.
In case of combined stress contact our technical department.

CODIFICA UNITÀ LINEARI
TYPE CODES

AEVS	180	CB	0300 - 2510	C7 - XX

TIPO UNITÀ / MODEL

AEVS	Unità lineare a vite a ricircolo di sfere con soffietto protezione *Ball Screw linear unit with protective bellow*

TAGLIA / SIZE

180	Profilo larghezza 180 mm *Profile width 180 mm*

TIPOLOGIA CARRO / CARRIAGE TYPE

CB	Carro corto biguida *Short carriage with dual guide rail*
LB	Carro lungo biguida *Long carriage with dual guide rail*
LL	Carro lungo biguida laterale *Long carriage with lateral dual guide rail*

CORSA UTILE UNITÀ (mm) / EFFECTIVE STROKE (mm)

DIAMETRO E PASSO VITE / SCREW DIAMETER AND PITCH

2505	Vite Ø 25 mm, passo 5 mm *Screw Ø 25 mm, pitch 5 mm*
2510	Vite Ø 25 mm, passo 10 mm *Screw Ø 25 mm, pitch 10 mm*
2525	Vite Ø 25 mm, passo 25 mm *Screw Ø 25 mm, pitch 25 mm*
3205	Vite Ø 32 mm, passo 5 mm (disponibile solo per AEVS180LL) *Screw Ø 32 mm, pitch 5 mm* *(available only for AEVS180LL)*
3210	Vite Ø 32 mm, passo 10 mm (disponibile solo per AEVS180LL) *Screw Ø 32 mm, pitch 10 mm* *(available only for AEVS180LL)*
3220	Vite Ø 32 mm, passo 20 mm (disponibile solo per AEVS180LL) *Screw Ø 32 mm, pitch 20 mm* *(available only for AEVS180LL)*
3232	Vite Ø 32 mm, passo 32 mm (disponibile solo per AEVS180LL) *Screw Ø 32 mm, pitch 32 mm* *(available only for AEVS180LL)*

CLASSE DI PRECISIONE DELLA VITE / BALL SCREW ACCURACY GRADE

C5	Accoppiamento vite - chiocciola ISO5 *Ball screw tolerance ISO5*
C7	Accoppiamento vite - chiocciola ISO7 *Ball screw tolerance ISO7*

TIPOLOGIA CONFIGURAZIONE / CONFIGURATION TYPE

A	Configurazione standard *Standard configuration*
C	Configurazione personalizzata *Custom configuration*

MODELLO / MODEL

AEVS180CB

INFORMAZIONI TECNICHE / TECHNICAL INFORMATION

Massa base unità (corsa zero) *Unit's base mass (zero stroke)*	[Kg]	13,8
Massa lineare unità*** *Unit's linear mass*	[Kg/100mm]	2,35
Massa carro *Carriage's mass*	[Kg]	3,65
Ripetibilità a vuoto *Unloaded repeatability*	[mm]	0,02-0,05
Classe precisione vite *Ballscrew accuracy class*		C5-C7
Diametro vite *Ball screw diameter*	[mm]	25
Passo vite *Ball screw pitch*	[mm]	5-10-25
Velocità massima* *Maximum velocity*	[mm/s]	rif. pg. 243
Forza assiale massima** *Maximum axial force*	[N]	rif. pg. 243
Momento principale d'inerzia Y *Principal moment of inertia Y*	[cm^4]	1086
Momento principale d'inerzia Z *Principal moment of inertia Z*	[cm^4]	2666

* I valori sono da considerarsi indicativi.
La velocità massima è funzione della lunghezza libera della vite e del carico.
Prestazioni superiori sono possibili e vanno verificate col nostro ufficio tecnico.
Values should be considered as an indication.
Maximum speed depends on free lenght of the ball screw and load condition.
Higher performance are possible. Please contact our technical department.

** In funzione della direzione di applicazione del carico.
Based on load direction.

*** C=corsa utile.
C=effective stroke.

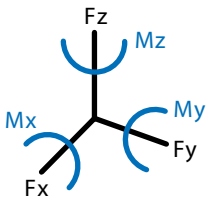

CARICO MASSIMO AMMISSIBILE / MAXIMUM PERMISSIBLE LOAD

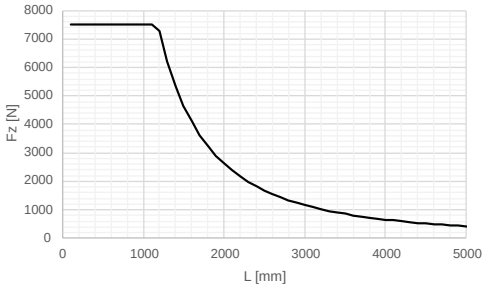

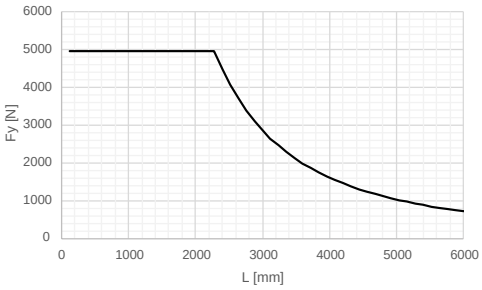

Sono rappresentati i carichi massimi applicabili in condizioni isostatiche, in appoggio, con vincolo torsionale semplice e carico in mezzeria.

Maximum load in isostatic condition centrally loaded.

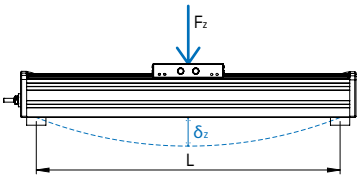

CARICO MASSIMO AMMISSIBILE / MAXIMUM PERMISSIBLE LOAD

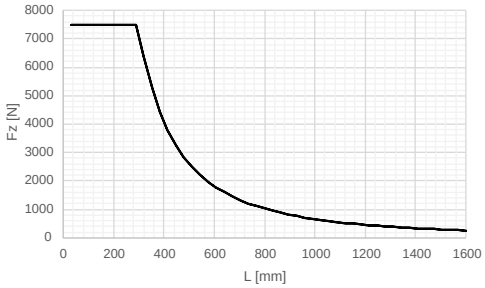

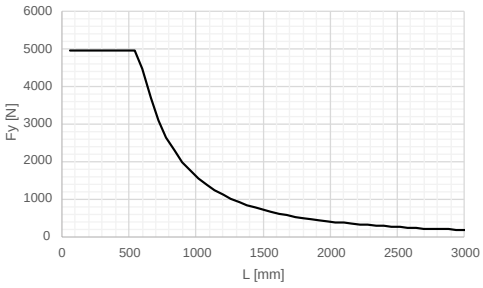

Sono rappresentati i carichi massimi applicabili in condizioni isostatiche, con vincolo rigido e carico all'estremità.

Maximum load in an isostatic cantilever loaded condition.

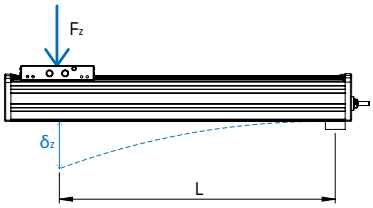

Si raccomanda di non superare i limiti dei grafici per non avere malfunzionamento dell'unità, peggioramento delle prestazioni o eccessiva usura.
We recommend not to exceed the maximum values to avoid lower performance, a reduced reliability and a big wear of the components.

DIMENSIONI / DIMENSIONS

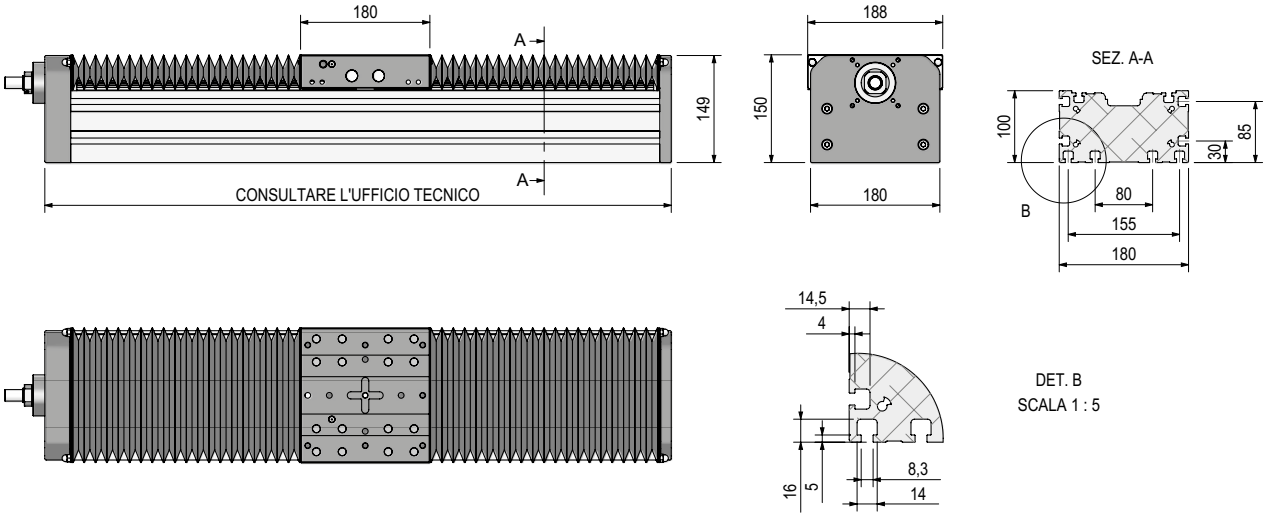

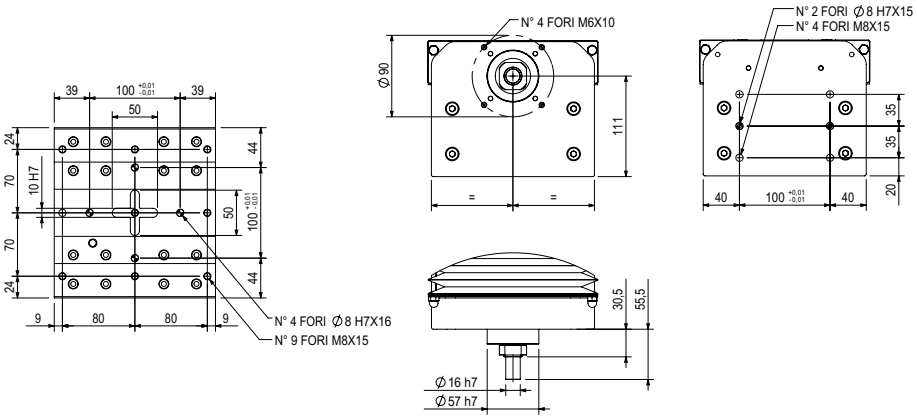

Tipologia interfaccia motore (2) (9)
Engine interface type
Kit IF10

Accessori ***Accessories***	**Cinghia** ***Belt***	**Vite** ***Ballscrew***	**Cremagliera** ***Rack and pinion***
(1) Riduttore *Gearbox*	x	x	x
(2) Kit assiale *Axial kit*	x	x	x
(3) Calettatore *Keyless Locking Device*	x		x
(4) Albero di torsione *Torsion shaft*	x		x
(5) Carro aggiuntivo *Additional carriage*	x		x
(6) Giunto elastico *Elastic coupling*	x		
(7) Freno stazionamento *Standing brake*	x		
(8) Elemento fissaggio/tassello *Fastening/plug*	x	x	x
(9) Kit rinvio *Transfer box*	x	x	
(10) Supporto sensore/Camma *Sensor bracket/Cam*	x	x	x

Le Unità Damo sono disponibili con una vasta gamma di accessori e optional specifici concepiti per facilitare la realizzazione e installazione di sistemi monoasse e multiasse.

All Units are available with a wide range of accessories and specific options designed to simplify the construction and installation of single-axis and multi-axis systems.

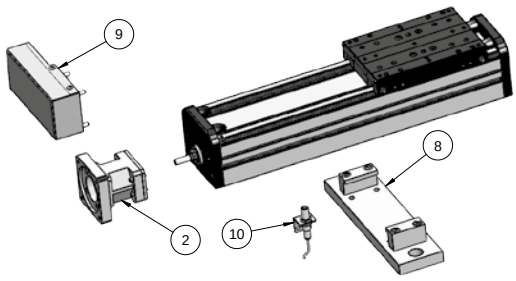

L'ufficio tecnico è a disposizione per la valutazione di applicazioni speciali e per analisi approfondite.
The technical department is available for the evaluation of special applications and for detailed analysis.

MODELLO / MODEL

AEVS180CB

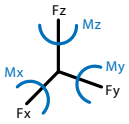

Sono rappresentate le deformazioni massime in condizioni isostatiche, in appoggio, con vincolo torsionale semplice e carico in mezzeria. La deformazione effettiva dipende dalle condizioni di vincolo e dalla combinazione di carico.

Maximum deflection in isostatic condition centrally loaded. Actual strain depends on constraint condition and load combination.

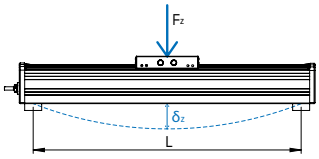

DEFORMAZIONE ELASTICA / ELASTIC DEFORMATION

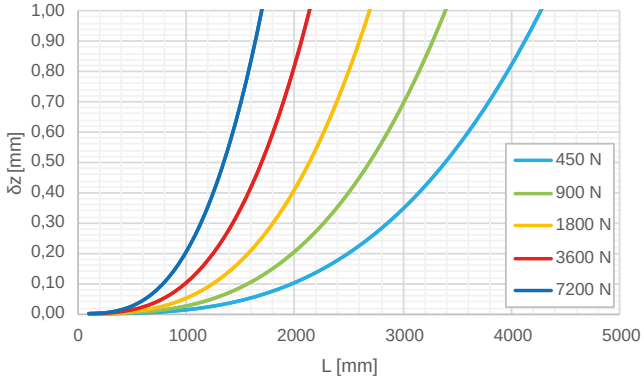

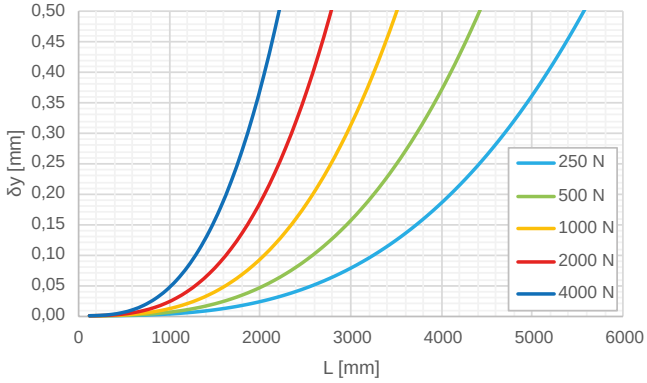

LIMITI STRUTTURALI /STRUTTURAL LIMITS

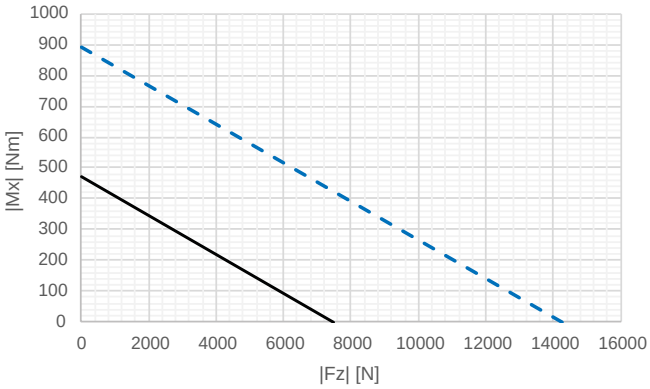

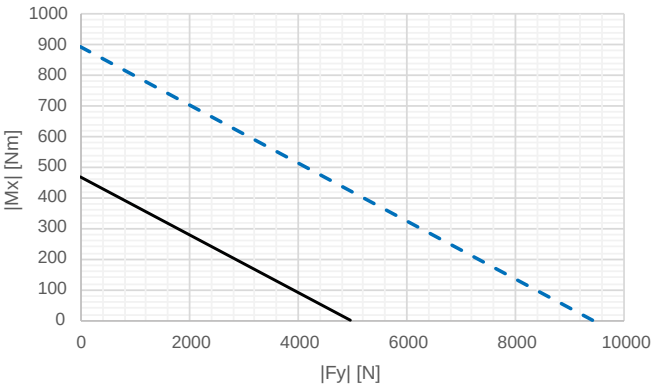

— Limite rottura a fatica: vita stimata superiore ai $10x10^6$ cicli col 99% probabilità. I grafici non possono essere combinati e valgono per: |Mx| <= 0.1 |My| e |Mx| <= 0.1 |Mz|.
Fatigue limit: estimated lifetime higher than $10x10^6$ cycles with 99% probability. Charts cannot be combined and are valid for: |Mx| <=0.1 |My| and |Mx| <=0.1 |Mz|.

--- Arresto d'emergenza max 100 volte nel corso della vita del prodotto.
Emergency stop max 100 times during service life.

Per casi di sollecitazione composta si faccia riferimento all'ufficio tecnico.
In case of combined stress contact our technical department.

MODELLO / MODEL

AEVS180CB

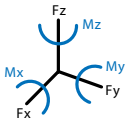

Sono rappresentate le deformazioni massime in condizioni isostatiche, con vincolo rigido e carico all'estremità. La deformazione effettiva dipende dalle condizioni di vincolo e dalla combinazione di carico.

Maximum deflection in an isostatic cantilever loaded condition. Actual strain depends on constraint condition and load combination.

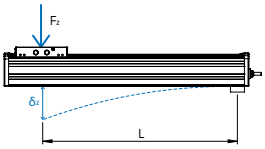

DEFORMAZIONE ELASTICA / ELASTIC DEFORMATION

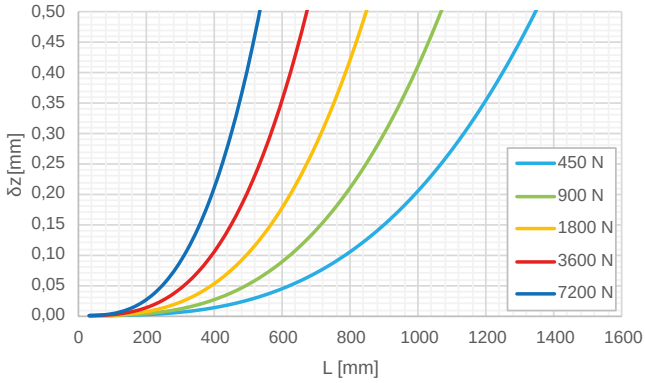

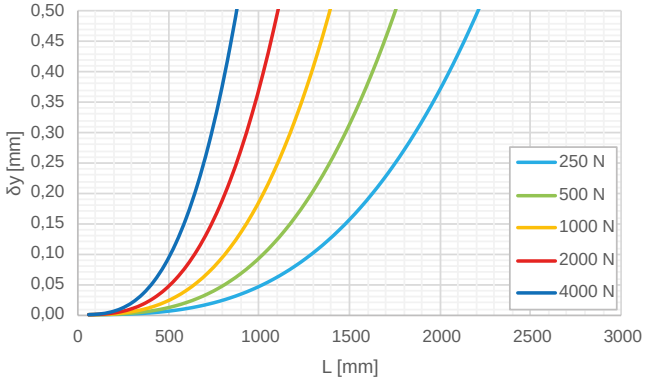

LIMITI STRUTTURALI /STRUTTURAL LIMITS

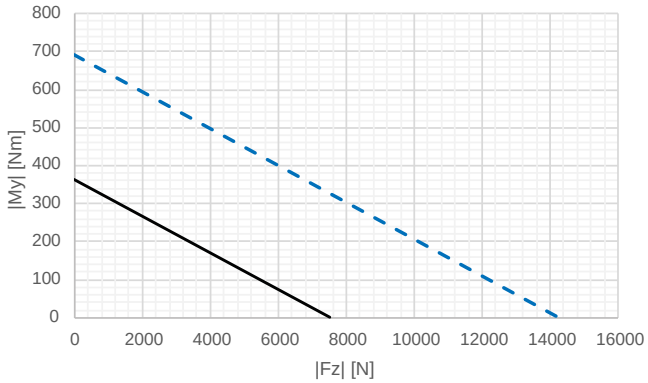

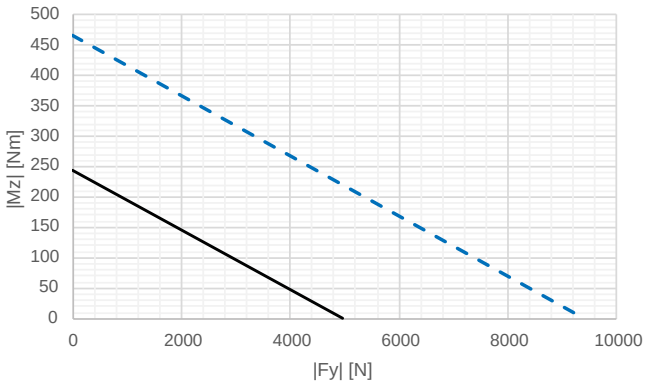

— Limite rottura a fatica: vita stimata superiore ai $10x10^6$ cicli col 99% probabilità. I grafici non possono essere combinati e valgono per: |Mx| <= 0.1 |My| e |Mx| <= 0.1 |Mz|.
Fatigue limit: estimated lifetime higher than $10x10^6$ cycles with 99% probability. Charts cannot be combined and are valid for: |Mx| <=0.1 |My| and |Mx| <=0.1 |Mz|.

--- Arresto d'emergenza max 100 volte nel corso della vita del prodotto.
Emergency stop max 100 times during service life.

Per casi di sollecitazione composta si faccia riferimento all'ufficio tecnico.
In case of combined stress contact our technical department.

MODELLO / MODEL

AEVS180LB

INFORMAZIONI TECNICHE / TECHNICAL INFORMATION

Massa base unità (corsa zero) *Unit's base mass (zero stroke)*	[Kg]	16,9
Massa lineare unità*** *Unit's linear mass*	[Kg/100mm]	2,35
Massa carro *Carriage's mass*	[Kg]	4,9
Ripetibilità a vuoto *Unloaded repeatability*	[mm]	0,02-0,05
Classe precisione vite *Ballscrew accuracy class*		C5-C7
Diametro vite *Ball screw diameter*	[mm]	25
Passo vite *Ball screw pitch*	[mm]	5-10-25
Velocità massima* *Maximum velocity*	[mm/s]	rif. pg. 243
Forza assiale massima** *Maximum axial force*	[N]	rif. pg. 243
Momento principale d'inerzia Y *Principal moment of inertia Y*	[cm^4]	1086
Momento principale d'inerzia Z *Principal moment of inertia Z*	[cm^4]	2666

* I valori sono da considerarsi indicativi.
La velocità massima è funzione della lunghezza libera della vite e del carico.
Prestazioni superiori sono possibili e vanno verificate col nostro ufficio tecnico.
Values should be considered as an indication.
Maximum speed depends on free lenght of the ball screw and load condition.
Higher performance are possible. Please contact our technical department.

** In funzione della direzione di applicazione del carico.
Based on load direction.

*** C=corsa utile.
C=effective stroke.

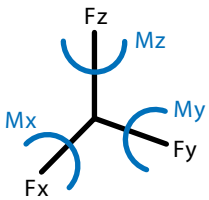

CARICO MASSIMO AMMISSIBILE / MAXIMUM PERMISSIBLE LOAD

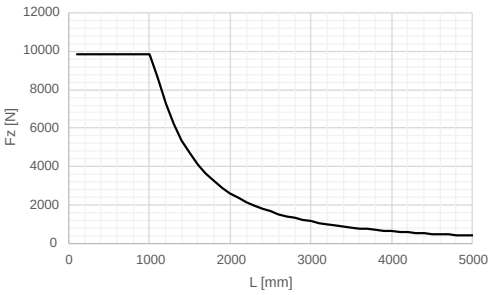

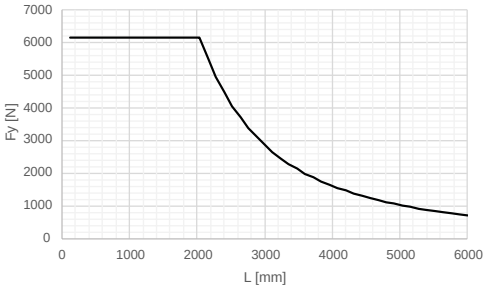

Sono rappresentati i carichi massimi applicabili in condizioni isostatiche, in appoggio, con vincolo torsionale semplice e carico in mezzeria.
Maximum load in isostatic condition centrally loaded.

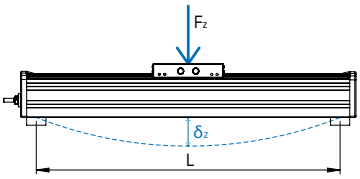

CARICO MASSIMO AMMISSIBILE / MAXIMUM PERMISSIBLE LOAD

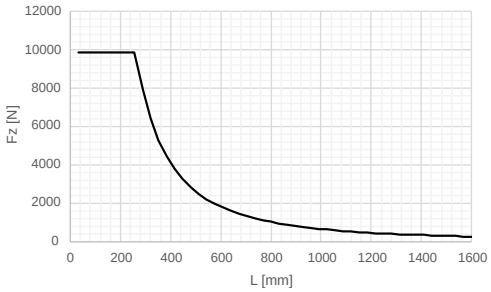

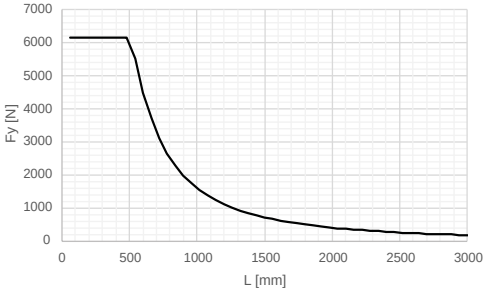

Sono rappresentati i carichi massimi applicabili in condizioni isostatiche, con vincolo rigido e carico all'estremità.
Maximum load in an isostatic cantilever loaded condition.

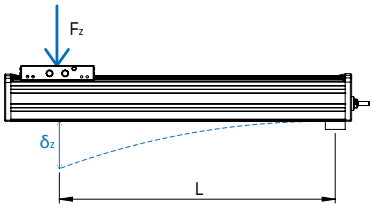

Si raccomanda di non superare i limiti dei grafici per non avere malfunzionamento dell'unità, peggioramento delle prestazioni o eccessiva usura.
We recommend not to exceed the maximum values to avoid lower performance, a reduced reliability and a big wear of the components.

DIMENSIONI / DIMENSIONS

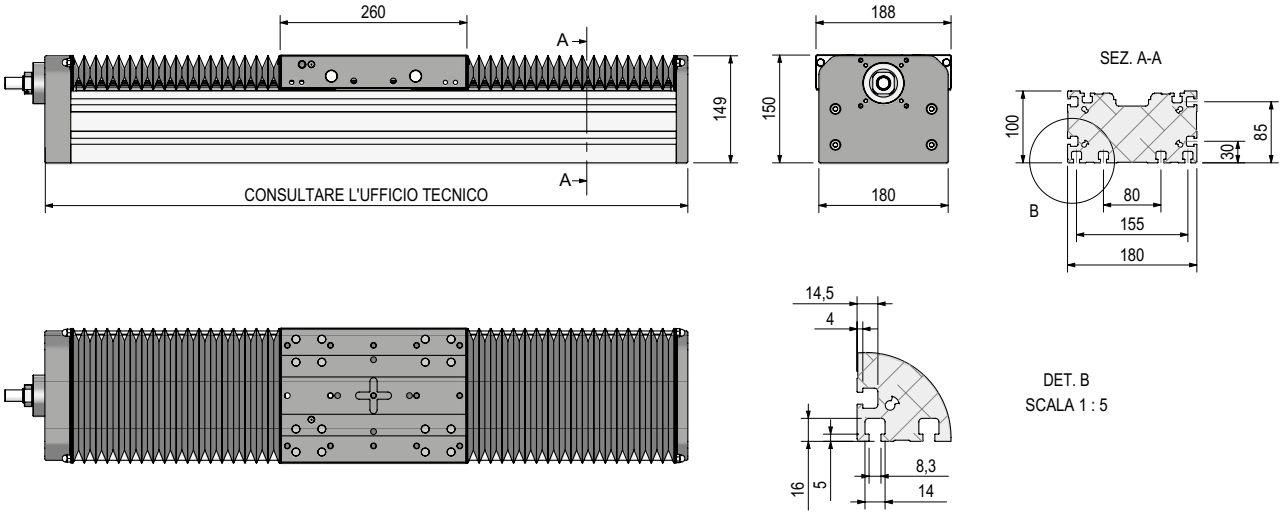

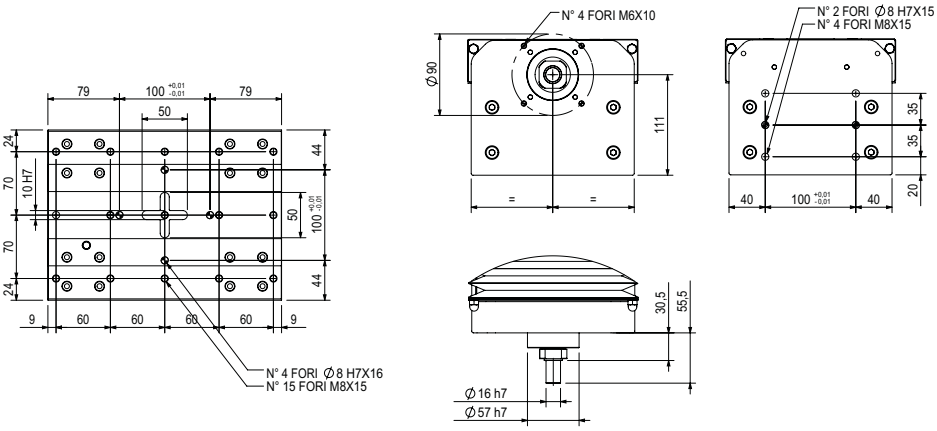

Tipologia interfaccia motore (2) (9)
Engine interface type
Kit IF10

Accessori ***Accessories***	**Cinghia** ***Belt***	**Vite** ***Ballscrew***	**Cremagliera** ***Rack and pinion***
(1) Riduttore *Gearbox*	x	x	x
(2) Kit assiale *Axial kit*	x	x	x
(3) Calettatore *Keyless Locking Device*	x		x
(4) Albero di torsione *Torsion shaft*	x		x
(5) Carro aggiuntivo *Additional carriage*	x		x
(6) Giunto elastico *Elastic coupling*	x		
(7) Freno stazionamento *Standing brake*	x		
(8) Elemento fissaggio/tassello *Fastening/plug*	x	x	x
(9) Kit rinvio *Transfer box*	x	x	
(10) Supporto sensore/Camma *Sensor bracket/Cam*	x	x	x

Le Unità Damo sono disponibili con una vasta gamma di accessori e optional specifici concepiti per facilitare la realizzazione e installazione di sistemi monoasse e multiasse.

All Units are available with a wide range of accessories and specific options designed to simplify the construction and installation of single-axis and multi-axis systems.

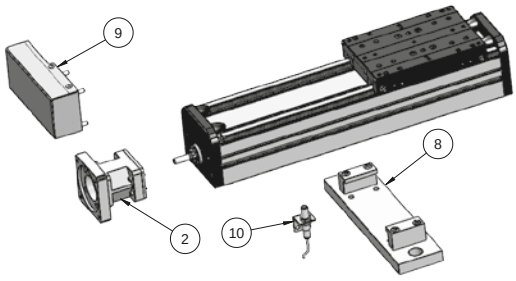

L'ufficio tecnico è a disposizione per la valutazione di applicazioni speciali e per analisi approfondite.
The technical department is available for the evaluation of special applications and for detailed analysis.

MODELLO / MODEL

AEVS180LB

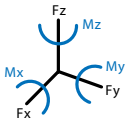

Sono rappresentate le deformazioni massime in condizioni isostatiche, in appoggio, con vincolo torsionale semplice e carico in mezzeria. La deformazione effettiva dipende dalle condizioni di vincolo e dalla combinazione di carico.

Maximum deflection in isostatic condition centrally loaded. Actual strain depends on constraint condition and load combination.

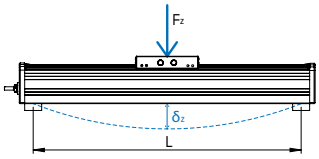

DEFORMAZIONE ELASTICA / ELASTIC DEFORMATION

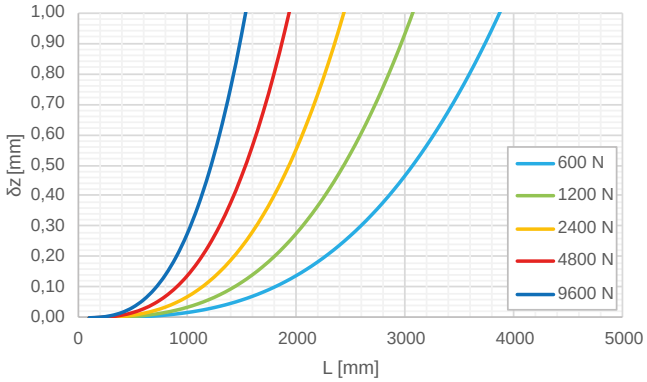

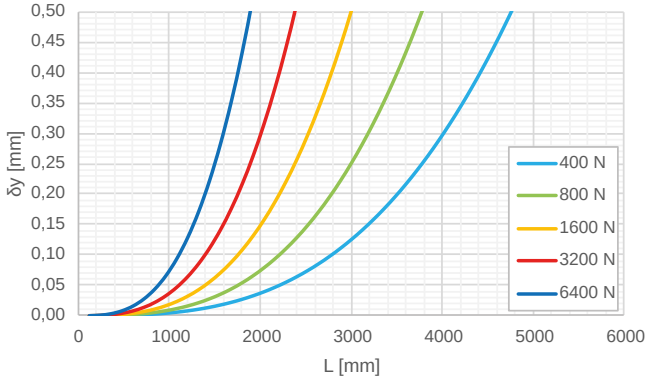

LIMITI STRUTTURALI /STRUCTURAL LIMITS

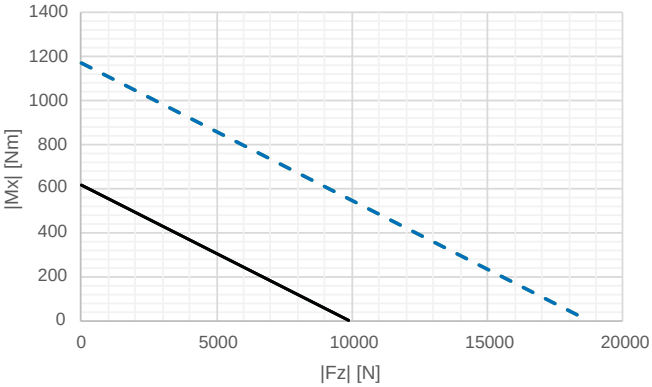

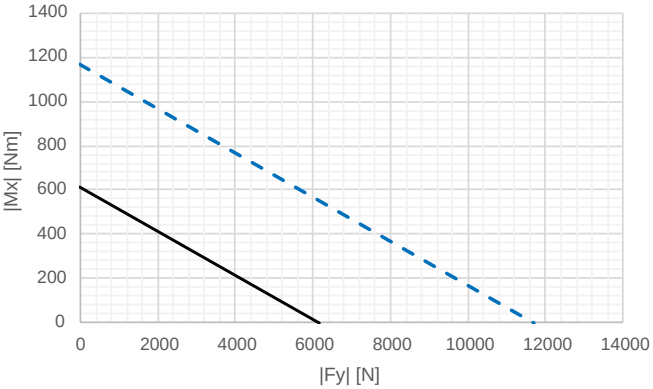

— Limite rottura a fatica: vita stimata superiore ai $10x10^6$ cicli col 99% probabilità. I grafici non possono essere combinati e valgono per: |Mx| <= 0.1 |My| e |Mx| <= 0.1 |Mz|.
Fatigue limit: estimated lifetime higher than $10x10^6$ cycles with 99% probability. Charts cannot be combined and are valid for: |Mx| <=0.1 |My| and |Mx| <=0.1 |Mz|.

--- Arresto d'emergenza max 100 volte nel corso della vita del prodotto.
Emergency stop max 100 times during service life.

Per casi di sollecitazione composta si faccia riferimento all'ufficio tecnico.
In case of combined stress contact our technical department.

MODELLO / MODEL

AEVS180LB

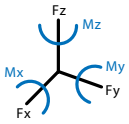

Sono rappresentate le deformazioni massime in condizioni isostatiche, con vincolo rigido e carico all'estremità. La deformazione effettiva dipende dalle condizioni di vincolo e dalla combinazione di carico.

Maximum deflection in an isostatic cantilever loaded condition. Actual strain depends on constraint condition and load combination.

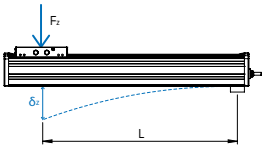

DEFORMAZIONE ELASTICA / ELASTIC DEFORMATION

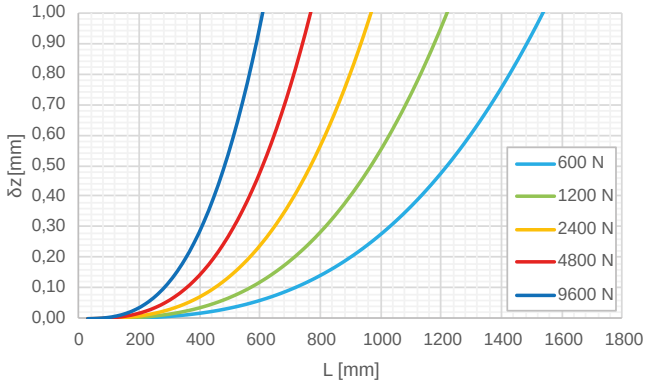

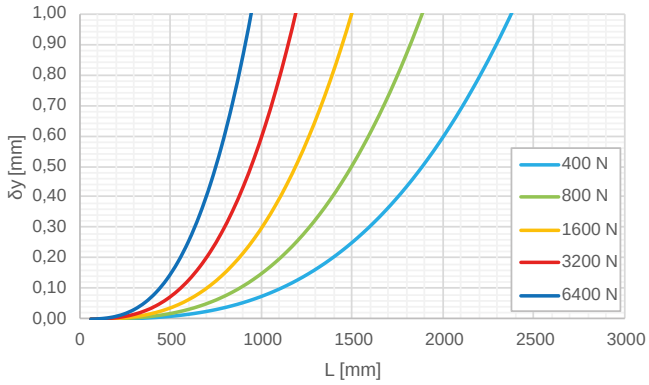

LIMITI STRUTTURALI /STRUCTURAL LIMITS

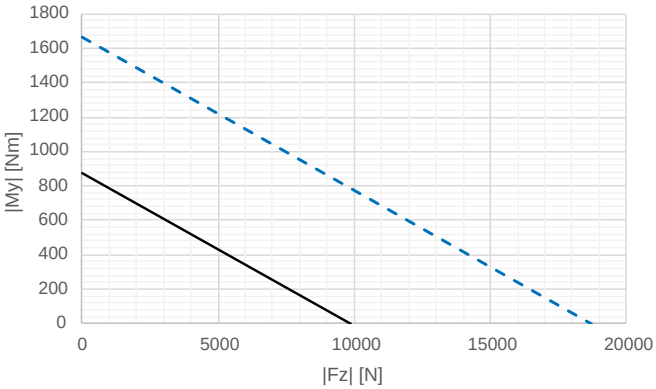

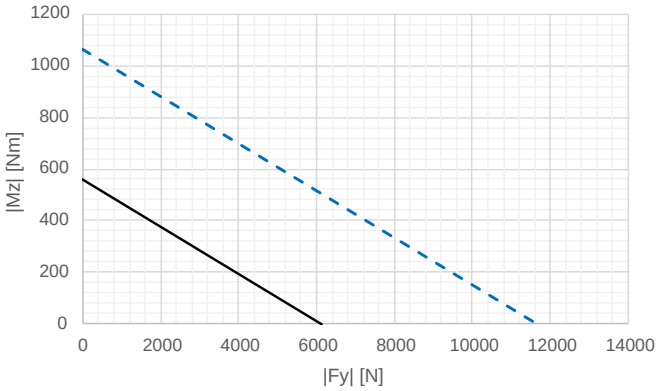

— Limite rottura a fatica: vita stimata superiore ai $10x10^6$ cicli col 99% probabilità. I grafici non possono essere combinati e valgono per: |Mx| <= 0.1 |My| e |Mx| <= 0.1 |Mz|.
Fatigue limit: estimated lifetime higher than $10x10^6$ cycles with 99% probability. Charts cannot be combined and are valid for: |Mx| <=0.1 |My| and |Mx| <=0.1 |Mz|.

--- Arresto d'emergenza max 100 volte nel corso della vita del prodotto.
Emergency stop max 100 times during service life.

Per casi di sollecitazione composta si faccia riferimento all'ufficio tecnico.
In case of combined stress contact our technical department.

MODELLO / MODEL

AEVS180LL

INFORMAZIONI TECNICHE / TECHNICAL INFORMATION

Massa base unità (corsa zero) *Unit's base mass (zero stroke)*	[Kg]	44
Massa lineare unità*** *Unit's linear mass*	[Kg/100mm]	3,26
Massa carro *Carriage's mass*	[Kg]	27,5
Ripetibilità a vuoto *Unloaded repeatability*	[mm]	0,02-0,05
Classe precisione vite *Ballscrew accuracy class*		C5-C7
Diametro vite *Ball screw diameter*	[mm]	32
Passo vite *Ball screw pitch*	[mm]	5-10-20-32
Velocità massima* *Maximum velocity*	[mm/s]	rif. pg. 243
Forza assiale massima** *Maximum axial force*	[N]	rif. pg. 243
Momento principale d'inerzia Y *Principal moment of inertia Y*	[cm⁴]	700
Momento principale d'inerzia Z *Principal moment of inertia Z*	[cm⁴]	5991

* I valori sono da considerarsi indicativi.
La velocità massima è funzione della lunghezza libera della vite e del carico.
Prestazioni superiori sono possibili e vanno verificate col nostro ufficio tecnico.
Values should be considered as an indication.
Maximum speed depends on free lenght of the ball screw and load condition.
Higher performance are possible. Please contact our technical department.

** In funzione della direzione di applicazione del carico.
Based on load direction.

*** C=corsa utile.
C=effective stroke.



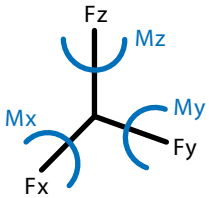

CARICO MASSIMO AMMISSIBILE / MAXIMUM PERMISSIBLE LOAD

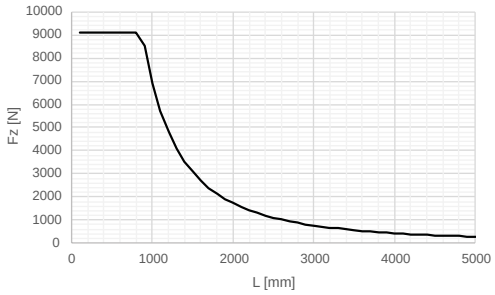

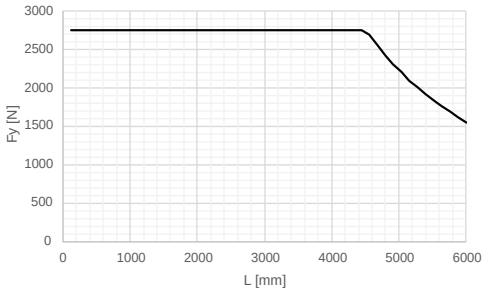

Sono rappresentati i carichi massimi applicabili in condizioni isostatiche, in appoggio, con vincolo torsionale semplice e carico in mezzeria.

Maximum load in isostatic condition centrally loaded.

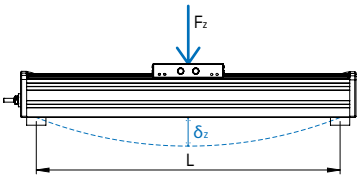

CARICO MASSIMO AMMISSIBILE / MAXIMUM PERMISSIBLE LOAD

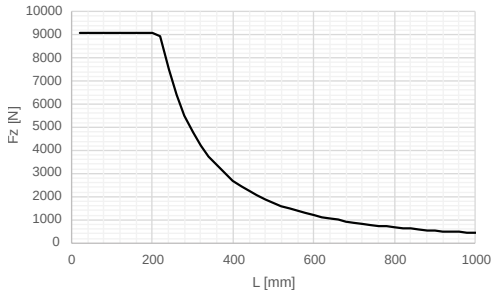

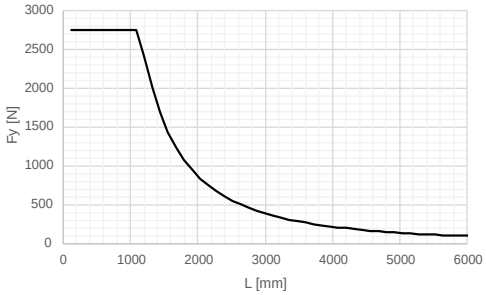

Sono rappresentati i carichi massimi applicabili in condizioni isostatiche, con vincolo rigido e carico all'estremità.

Maximum load in an isostatic cantilever loaded condition.

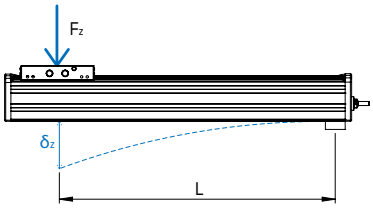

Si raccomanda di non superare i limiti dei grafici per non avere malfunzionamento dell'unità, peggioramento delle prestazioni o eccessiva usura.
We recommend not to exceed the maximum values to avoid lower performance, a reduced reliability and a big wear of the components.

DIMENSIONI / DIMENSIONS

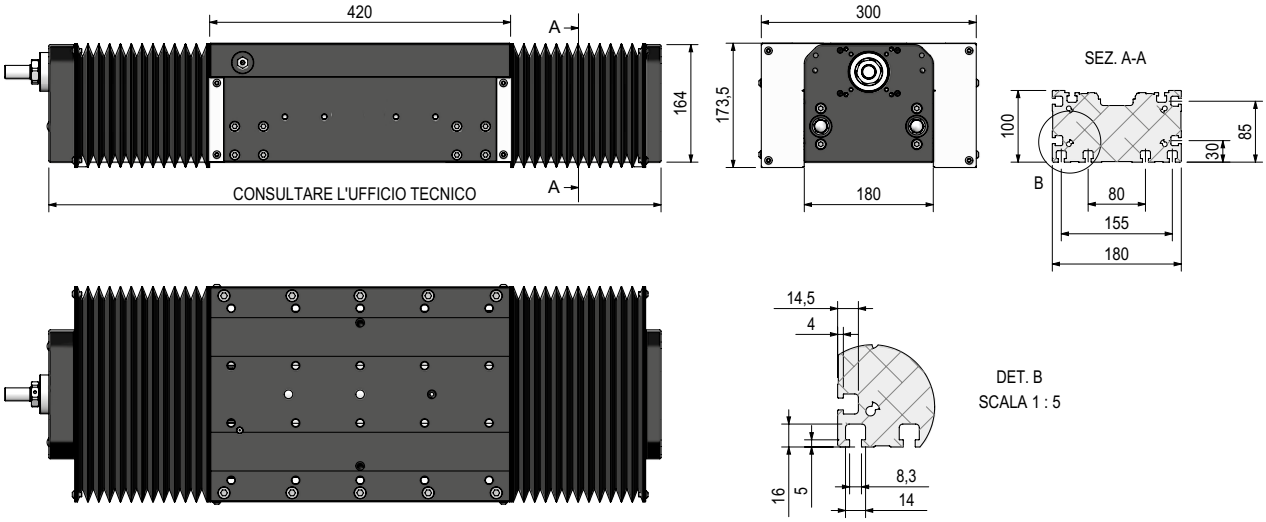

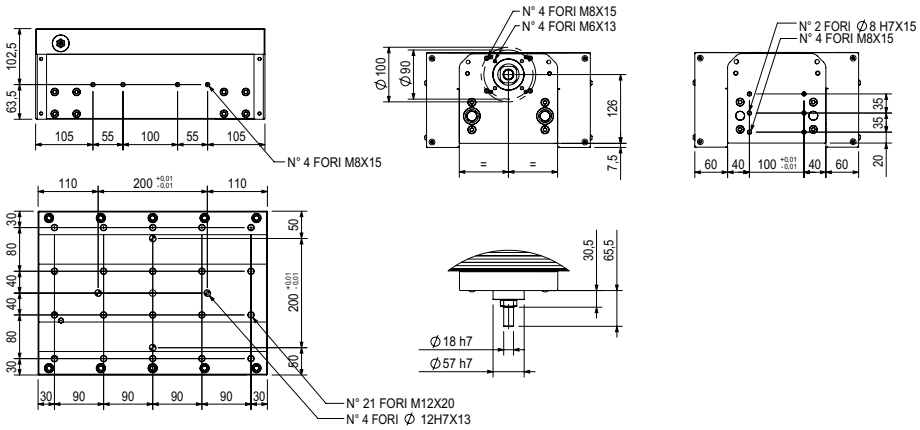

Tipologia interfaccia motore (2) (9)
Engine interface type
Kit IF11

Accessori ***Accessories***	**Cinghia** ***Belt***	**Vite** ***Ballscrew***	**Cremagliera** ***Rack and pinion***
(1) Riduttore *Gearbox*	x	x	x
(2) Kit assiale *Axial kit*	x	x	x
(3) Calettatore *Keyless Locking Device*	x		x
(4) Albero di torsione *Torsion shaft*	x		x
(5) Carro aggiuntivo *Additional carriage*	x		x
(6) Giunto elastico *Elastic coupling*	x		
(7) Freno stazionamento *Standing brake*	x		
(8) Elemento fissaggio/tassello *Fastening/plug*	x	x	x
(9) Kit rinvio *Transfer box*	x	x	
(10) Supporto sensore/Camma *Sensor bracket/Cam*	x	x	x

Le Unità Damo sono disponibili con una vasta gamma di accessori e optional specifici concepiti per facilitare la realizzazione e installazione di sistemi monoasse e multiasse.

All Units are available with a wide range of accessories and specific options designed to simplify the construction and installation of single-axis and multi-axis systems.

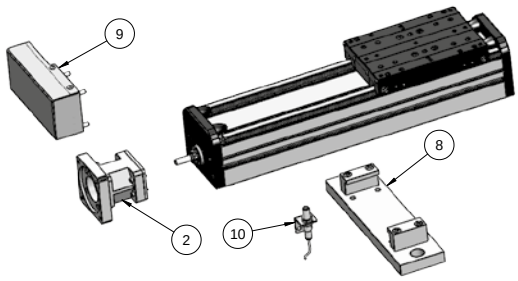

L'ufficio tecnico è a disposizione per la valutazione di applicazioni speciali e per analisi approfondite.
The technical department is available for the evaluation of special applications and for detailed analysis.

MODELLO / MODEL

AEVS180LL



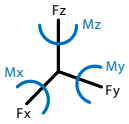

Sono rappresentate le deformazioni massime in condizioni isostatiche, in appoggio, con vincolo torsionale semplice e carico in mezzeria. La deformazione effettiva dipende dalle condizioni di vincolo e dalla combinazione di carico.

Maximum deflection in isostatic condition centrally loaded. Actual strain depends on constraint condition and load combination.

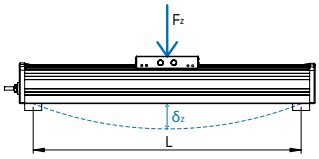

DEFORMAZIONE ELASTICA / ELASTIC DEFORMATION

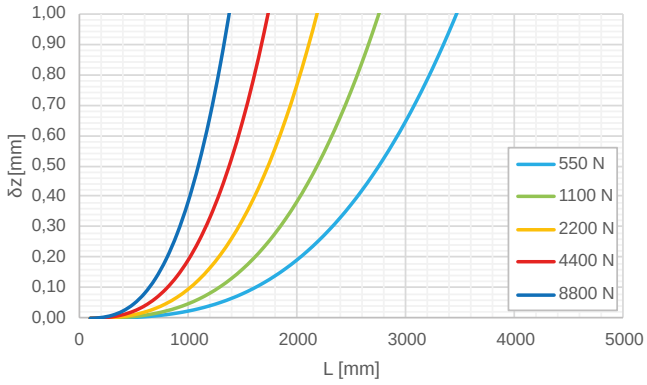

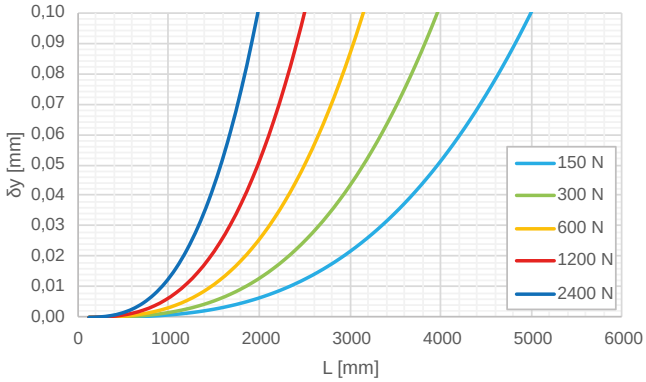

LIMITI STRUTTURALI /STRUCTURAL LIMITS

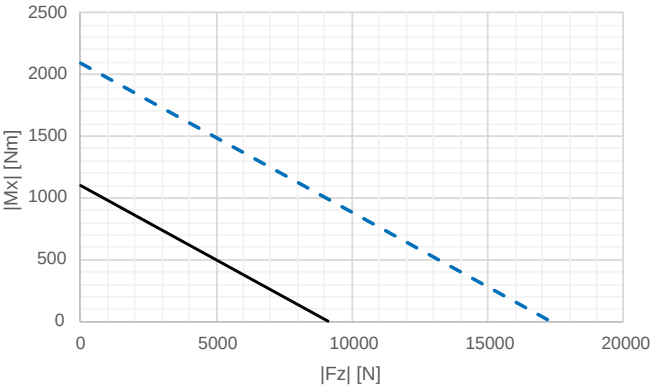

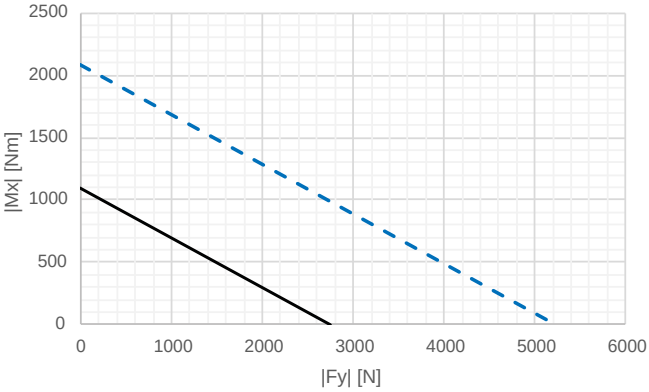

— Limite rottura a fatica: vita stimata superiore ai $10x10^6$ cicli col 99% probabilità. I grafici non possono essere combinati e valgono per: |Mx| <= 0.1 |My| e |Mx| <= 0.1 |Mz|.
Fatigue limit: estimated lifetime higher than $10x10^6$ cycles with 99% probability. Charts cannot be combined and are valid for: |Mx| <=0.1 |My| and |Mx| <=0.1 |Mz|.

--- Arresto d'emergenza max 100 volte nel corso della vita del prodotto.
Emergency stop max 100 times during service life.

Per casi di sollecitazione composta si faccia riferimento all'ufficio tecnico.
In case of combined stress contact our technical department.

MODELLO / MODEL

AEVS180LL



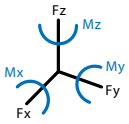

Sono rappresentate le deformazioni massime in condizioni isostatiche, con vincolo rigido e carico all'estremità. La deformazione effettiva dipende dalle condizioni di vincolo e dalla combinazione di carico.

Maximum deflection in an isostatic cantilever loaded condition. Actual strain depends on constraint condition and load combination.

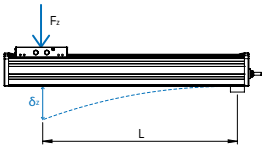

DEFORMAZIONE ELASTICA / ELASTIC DEFORMATION

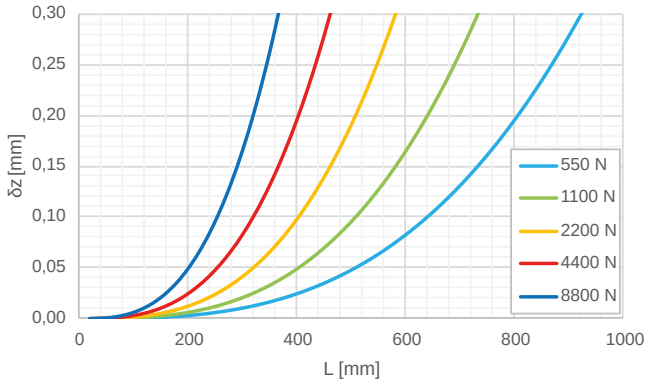

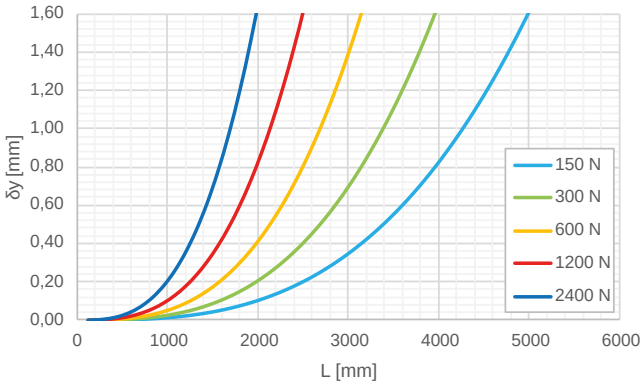

LIMITI STRUTTURALI /STRUCTURAL LIMITS

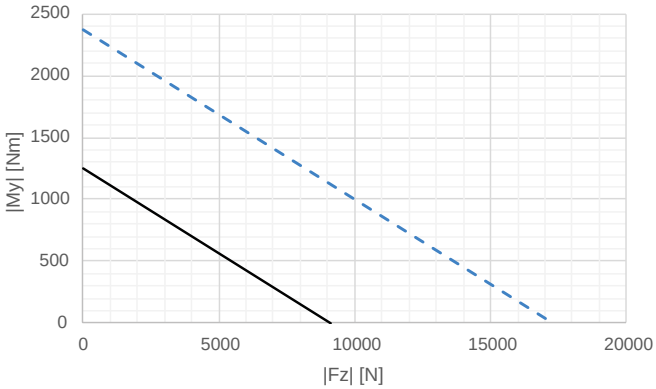

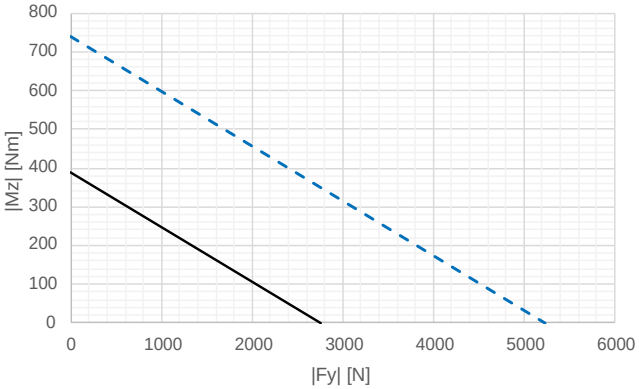

— Limite rottura a fatica: vita stimata superiore ai $10x10^6$ cicli col 99% probabilità. I grafici non possono essere combinati e valgono per: |Mx| <= 0.1 |My| e |Mx| <= 0.1 |Mz|.
Fatigue limit: estimated lifetime higher than $10x10^6$ cycles with 99% probability. Charts cannot be combined and are valid for: |Mx| <=0.1 |My| and |Mx| <=0.1 |Mz|.

--- Arresto d'emergenza max 100 volte nel corso della vita del prodotto.
Emergency stop max 100 times during service life.

Per casi di sollecitazione composta si faccia riferimento all'ufficio tecnico.
In case of combined stress contact our technical department.

MODELLO / MODEL
AMV120SB

VELOCITÀ LINEARE MASSIMA AMMISSIBILE (MM/S)
MAXIMUM PERMISSIBLE LINEAR SPEED

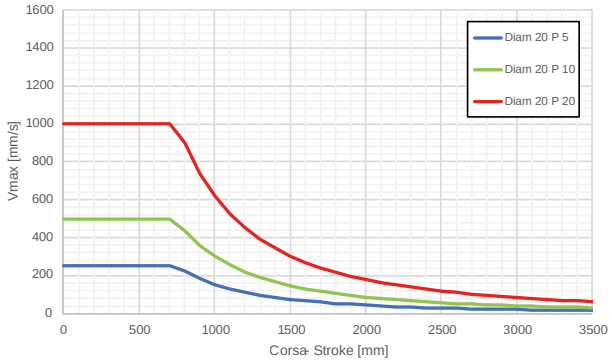

CARICO MASSIMO AMMISSIBILE (N)
MAXIMUM PERMISSIBLE LOAD

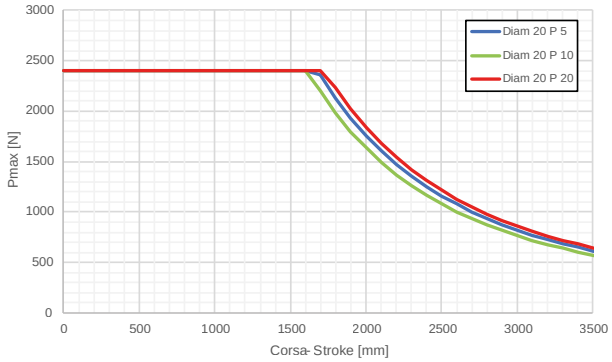

MODELLO / MODEL
AMV120CB

VELOCITÀ LINEARE MASSIMA AMMISSIBILE (MM/S)
MAXIMUM PERMISSIBLE LINEAR SPEED

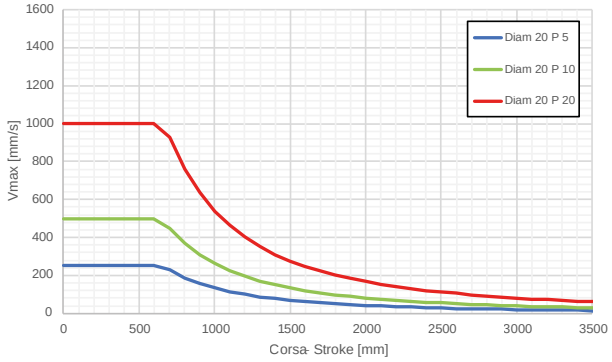

CARICO MASSIMO AMMISSIBILE (N)
MAXIMUM PERMISSIBLE LOAD

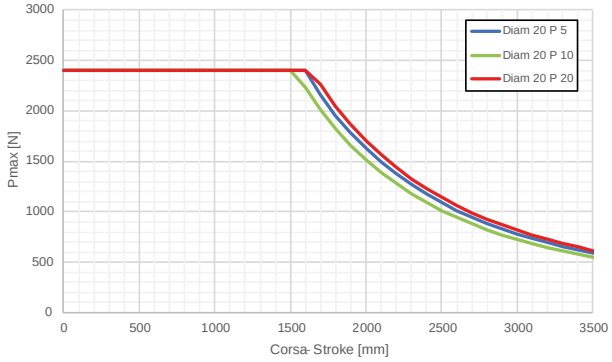

MODELLO / MODEL
AMV180CB

VELOCITÀ LINEARE MASSIMA AMMISSIBILE (MM/S)
MAXIMUM PERMISSIBLE LINEAR SPEED

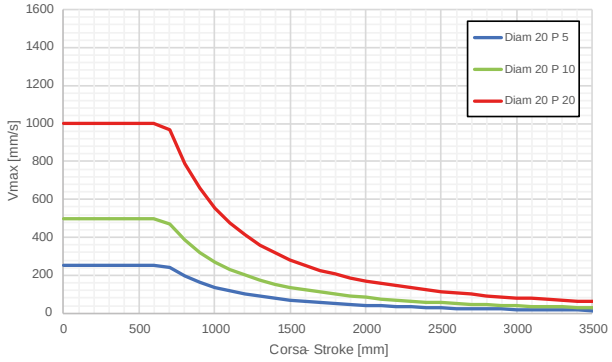

CARICO MASSIMO AMMISSIBILE (N)
MAXIMUM PERMISSIBLE LOAD

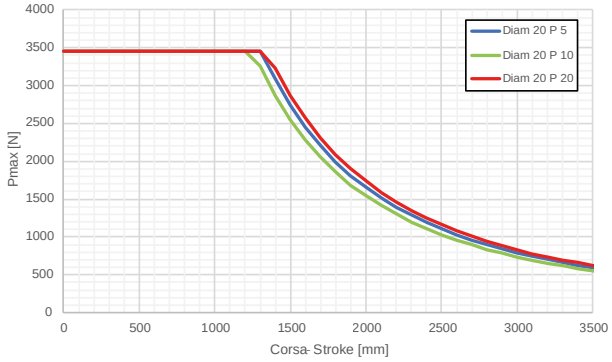

Si raccomanda di non superare i limiti dei grafici per non avere malfunzionamento dell'unità, peggioramento delle prestazioni o eccessiva usura.
We recommend not to exceed the maximum values to avoid lower performance, a reduced reliability and a big wear of the components.

Per il calcolo e verifica della durata del sistema di trasmissione a vite si faccia riferimento all'ufficio tecnico.
For the calculation and verification of the lifetime of the screw transmission system, contact our technical department.

MODELLO / MODEL
AMV180LB

VELOCITÀ LINEARE MASSIMA AMMISSIBILE (MM/S)
MAXIMUM PERMISSIBLE LINEAR SPEED

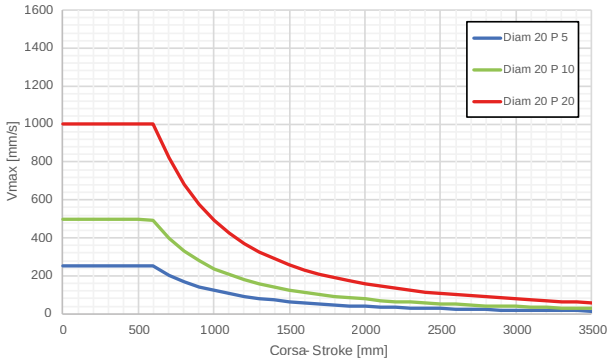

CARICO MASSIMO AMMISSIBILE (N)
MAXIMUM PERMISSIBLE LOAD

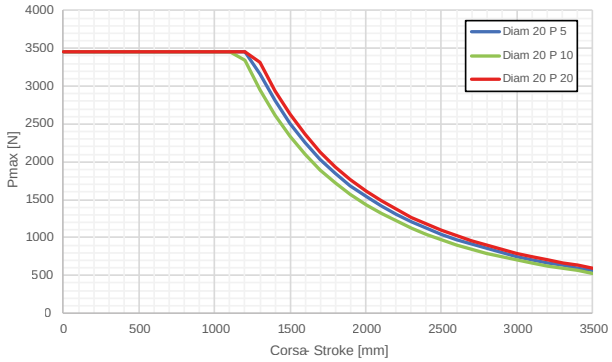

MODELLO / MODEL
AMVS120CB

VELOCITÀ LINEARE MASSIMA AMMISSIBILE (MM/S)
MAXIMUM PERMISSIBLE LINEAR SPEED

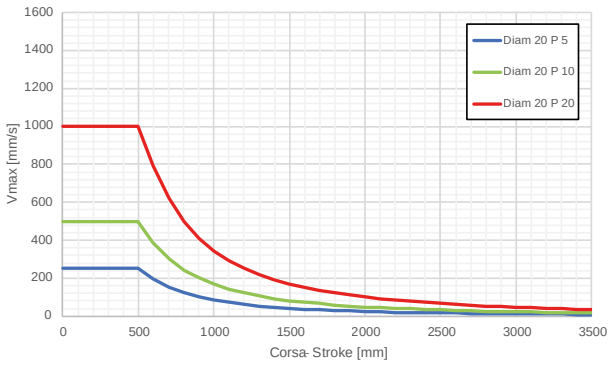

CARICO MASSIMO AMMISSIBILE (N)
MAXIMUM PERMISSIBLE LOAD

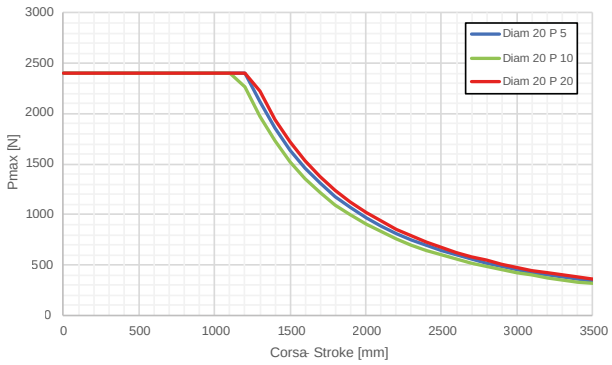

MODELLO / MODEL
AEV080CM

VELOCITÀ LINEARE MASSIMA AMMISSIBILE (MM/S)
MAXIMUM PERMISSIBLE LINEAR SPEED

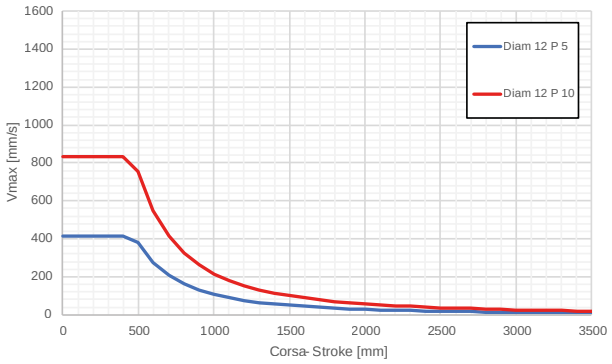

CARICO MASSIMO AMMISSIBILE (N)
MAXIMUM PERMISSIBLE LOAD

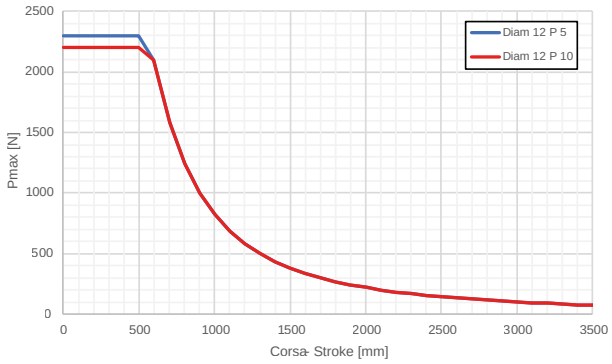

Si raccomanda di non superare i limiti dei grafici per non avere malfunzionamento dell'unità, peggioramento delle prestazioni o eccessiva usura.
We recommend not to exceed the maximum values to avoid lower performance, a reduced reliability and a big wear of the components.

Per il calcolo e verifica della durata del sistema di trasmissione a vite si faccia riferimento all'ufficio tecnico.
For the calculation and verification of the lifetime of the screw transmission system, contact our technical department.

MODELLO / MODEL
AEV080LM

VELOCITÀ LINEARE MASSIMA AMMISSIBILE (MM/S)
MAXIMUM PERMISSIBLE LINEAR SPEED

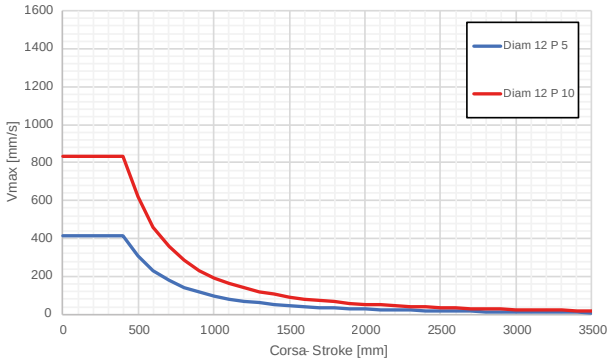

CARICO MASSIMO AMMISSIBILE (N)
MAXIMUM PERMISSIBLE LOAD

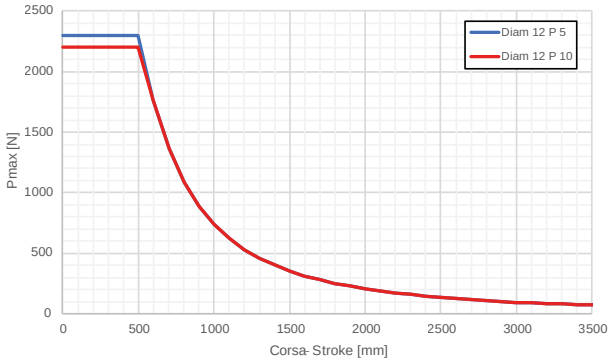

MODELLO / MODEL
AEV120CB

VELOCITÀ LINEARE MASSIMA AMMISSIBILE (MM/S)
MAXIMUM PERMISSIBLE LINEAR SPEED

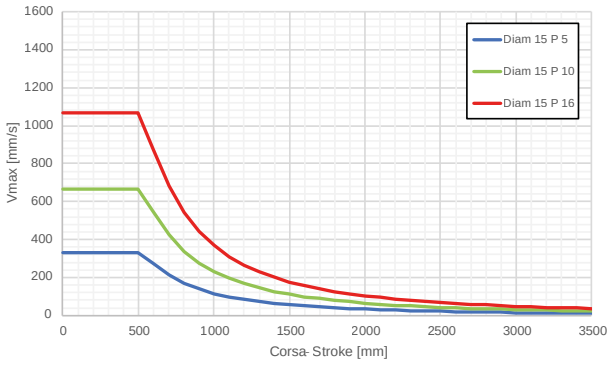

CARICO MASSIMO AMMISSIBILE (N)
MAXIMUM PERMISSIBLE LOAD

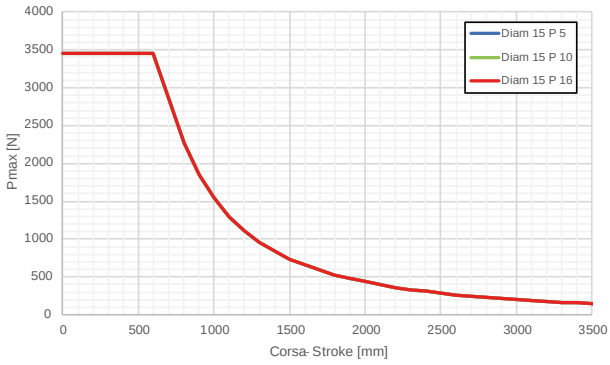

MODELLO / MODEL
AEV120LB

VELOCITÀ LINEARE MASSIMA AMMISSIBILE (MM/S)
MAXIMUM PERMISSIBLE LINEAR SPEED

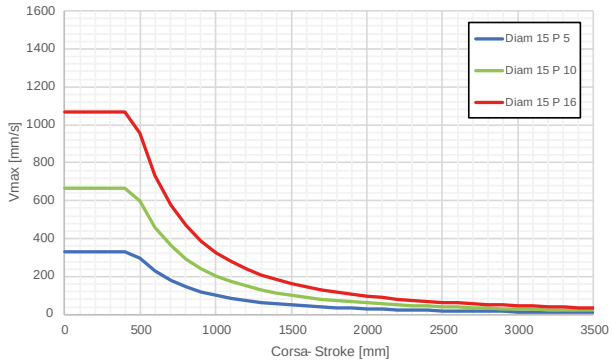

CARICO MASSIMO AMMISSIBILE (N)
MAXIMUM PERMISSIBLE LOAD

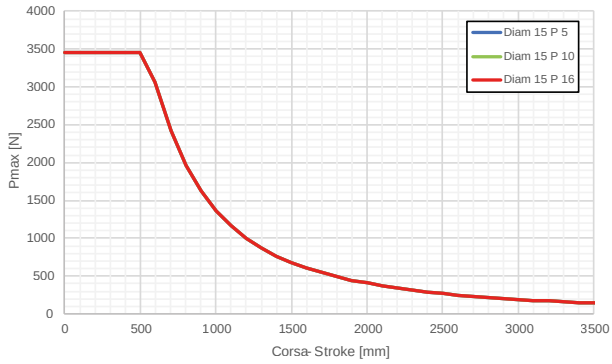

Si raccomanda di non superare i limiti dei grafici per non avere malfunzionamento dell'unità, peggioramento delle prestazioni o eccessiva usura.
We recommend not to exceed the maximum values to avoid lower performance, a reduced reliability and a big wear of the components.

Per il calcolo e verifica della durata del sistema di trasmissione a vite si faccia riferimento all'ufficio tecnico.
For the calculation and verification of the lifetime of the screw transmission system, contact our technical department.

MODELLO / MODEL
AEV180CB

VELOCITÀ LINEARE MASSIMA AMMISSIBILE (MM/S)
MAXIMUM PERMISSIBLE LINEAR SPEED

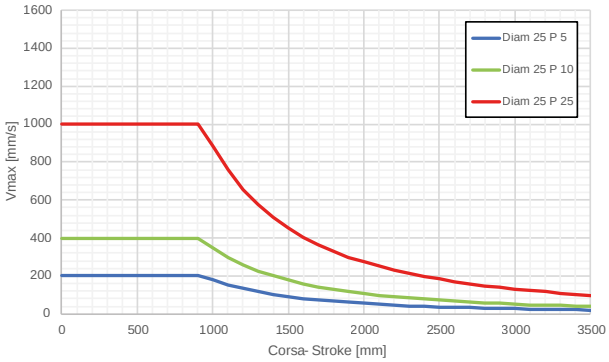

CARICO MASSIMO AMMISSIBILE (N)
MAXIMUM PERMISSIBLE LOAD

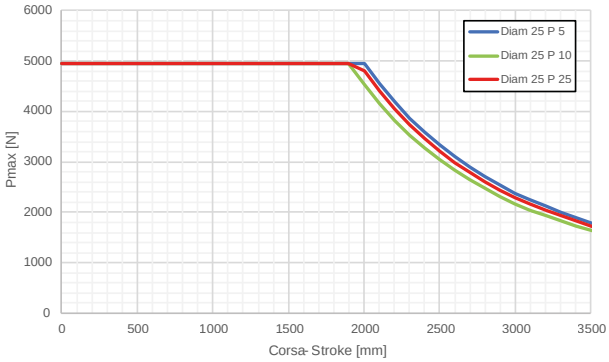

MODELLO / MODEL
AEV180LB

VELOCITÀ LINEARE MASSIMA AMMISSIBILE (MM/S)
MAXIMUM PERMISSIBLE LINEAR SPEED

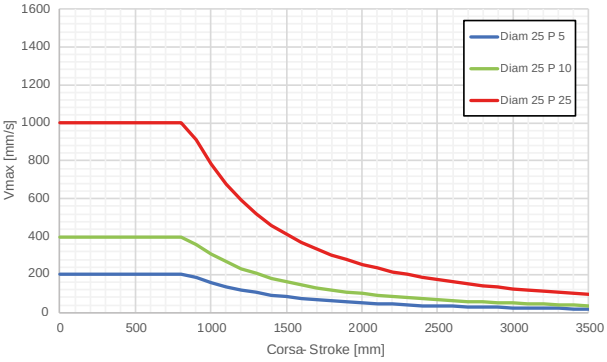

CARICO MASSIMO AMMISSIBILE (N)
MAXIMUM PERMISSIBLE LOAD

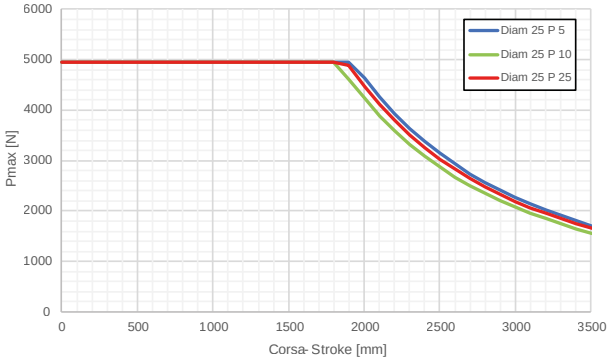

MODELLO / MODEL
AEV180LL

VELOCITÀ LINEARE MASSIMA AMMISSIBILE (MM/S)
MAXIMUM PERMISSIBLE LINEAR SPEED

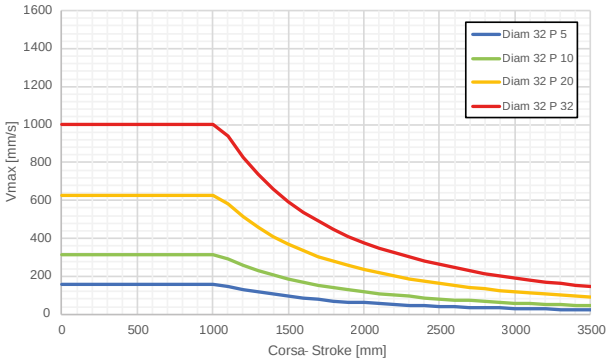

CARICO MASSIMO AMMISSIBILE (N)
MAXIMUM PERMISSIBLE LOAD

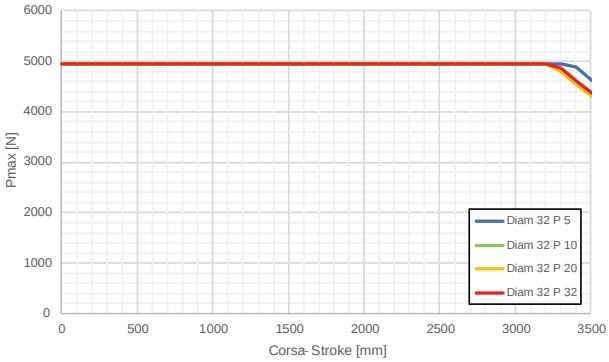

Si raccomanda di non superare i limiti dei grafici per non avere malfunzionamento dell'unità, peggioramento delle prestazioni o eccessiva usura.
We recommend not to exceed the maximum values to avoid lower performance, a reduced reliability and a big wear of the components.

Per il calcolo e verifica della durata del sistema di trasmissione a vite si faccia riferimento all'ufficio tecnico.
For the calculation and verification of the lifetime of the screw transmission system, contact our technical department.

MODELLO / MODEL
AEVS180CB

VELOCITÀ LINEARE MASSIMA AMMISSIBILE (MM/S)
MAXIMUM PERMISSIBLE LINEAR SPEED

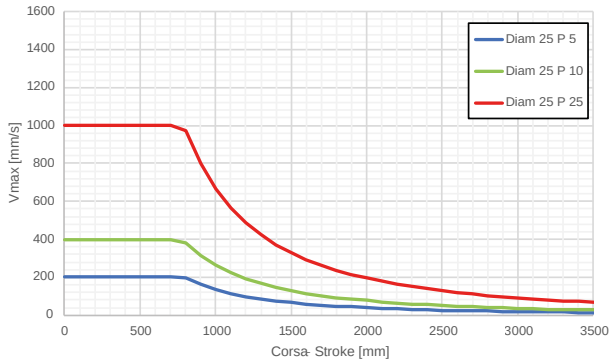

CARICO MASSIMO AMMISSIBILE (N)
MAXIMUM PERMISSIBLE LOAD

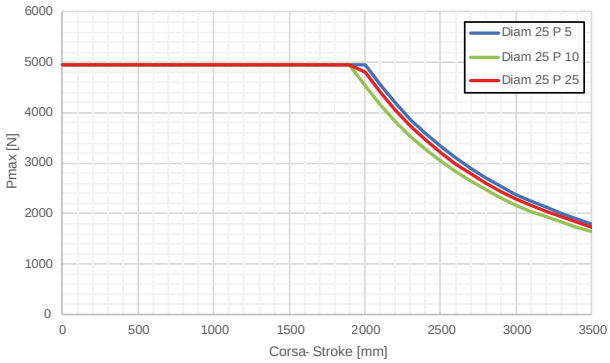

MODELLO / MODEL
AEVS180LB

VELOCITÀ LINEARE MASSIMA AMMISSIBILE (MM/S)
MAXIMUM PERMISSIBLE LINEAR SPEED

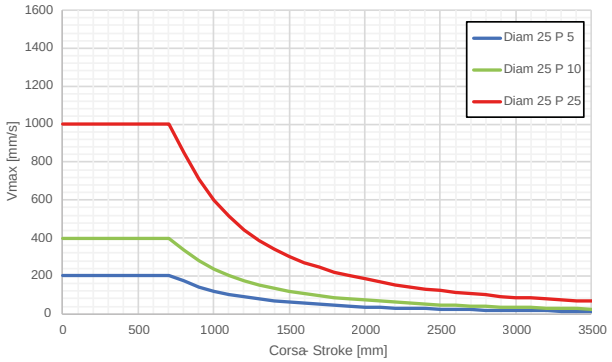

CARICO MASSIMO AMMISSIBILE (N)
MAXIMUM PERMISSIBLE LOAD

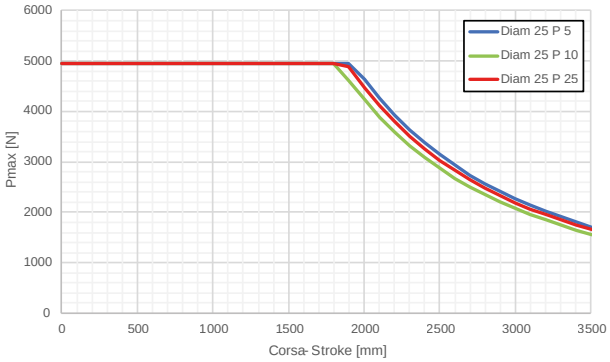

MODELLO / MODEL
AEVS180LL

VELOCITÀ LINEARE MASSIMA AMMISSIBILE (MM/S)
MAXIMUM PERMISSIBLE LINEAR SPEED

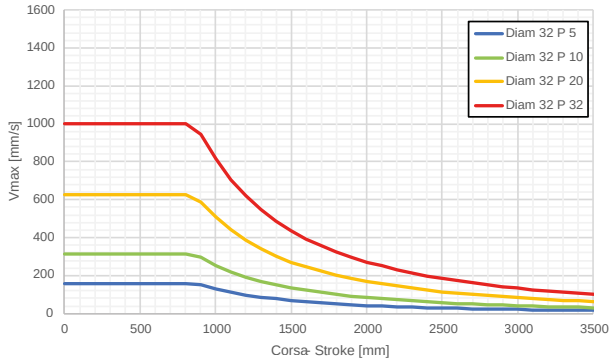

CARICO MASSIMO AMMISSIBILE (N)
MAXIMUM PERMISSIBLE LOAD

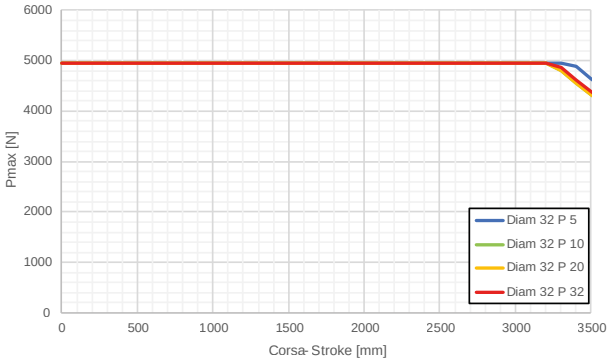

Si raccomanda di non superare i limiti dei grafici per non avere malfunzionamento dell'unità, peggioramento delle prestazioni o eccessiva usura.
We recommend not to exceed the maximum values to avoid lower performance, a reduced reliability and a big wear of the components.

Per il calcolo e verifica della durata del sistema di trasmissione a vite si faccia riferimento all'ufficio tecnico.
For the calculation and verification of the lifetime of the screw transmission system, contact our technical department.

UNITÀ LINEARE A CREMAGLIERA

RACK AND PINION LINEAR UNIT



SERIE AMR

SERIES

252 AMR090FBC

256 AMR090FBS

260 AMR120CB

264 AMR120LB

268 AMR121SB

272 AMR121CB

276 AMR121LB

280 AMR200FBS

286 AMR204FBS

292 AMR180LO

296 AMR181CB

300 AMR182LL

304 AMR183CL

308 AMR183LL

314 AMR240LO

CODIFICA UNITÀ LINEARI
TYPE CODES

AMR	204	FBS	01500	-	D	M4	Q7	-	XX

TIPO UNITÀ / MODEL

AMR	Unità lineare a cremagliera *Rack and pinion linear unit*

TAGLIA / SIZE

204	Profilo larghezza 200 mm *Profile width 200 mm*

TIPOLOGIA CARRO PER UNITÀ AMR204
CARRIAGE TYPE FOR AMR204

FBS	Carro standard fisso biguida laterale e profilo mobile *Fixed standard carriage with lateral dual guide rail and mobile profile*

CORSA UTILE UNITÀ (mm) / EFFECTIVE STROKE (mm)

TIPOLOGIA DENTI CREMAGLIERA
RACK TYPE

D	Denti dritti *Straight teeth*

MODULO CREMAGLIERA PER UNITÀ AMR204
RACK MODULE FOR MODEL AMR204

M4	Modulo cremagliera M4 *Rack module M4*

QUALITÀ CREMAGLIERA
RACK QUALITY CLASS

Q7	Errore passo -0,008/0,008 mm | Errore totale -0,035/0,035 al mt *Pitch error -0,008/0,008 mm | Total error -0,035/0,035 x mt*

TIPOLOGIA CONFIGURAZIONE / CONFIGURATION TYPE

A	Configurazione standard *Standard configuration*
C	Configurazione personalizzata *Custom configuration*

MODELLO / MODEL

AMR090FBC

INFORMAZIONI TECNICHE / TECHNICAL INFORMATION

Massa base unità (corsa zero) *Unit's base mass (zero stroke)*	[Kg]	14,35
Massa lineare unità *Unit's linear mass*	[Kg/100mm]	1,47
Massa carro *Carriage's mass*	[Kg]	8,7
Velocità massima* *Maximum velocity*	[m/s]	4
Ripetibilità a vuoto *Unloaded repeatability*	[mm]	± 0,023
Sviluppo pignone *Pinion primitive circumference*	[mm/giro]	133,328
Modulo ingranaggio *Gear module*	[-]	2
Tipo cremagliera** *Rack features*	Denti obliqui classe precisione Q6 *Helix tooth accuracy class Q6*	
Forza massima di avanzamento* *Maximum feed force*	[N]	4300
Momento principale d'inerzia Y *Principal moment of inertia Y*	[cm^4]	234
Momento principale d'inerzia Z *Principal moment of inertia Z*	[cm^4]	719

* I valori sono da considerarsi indicativi.
Prestazioni superiori sono possibili e vanno verificate col nostro ufficio tecnico.
Values should be considered as an indication.
Higher performance are possible. Please Contact our technical department.



CARICO MASSIMO AMMISSIBILE / MAXIMUM PERMISSIBLE LOAD

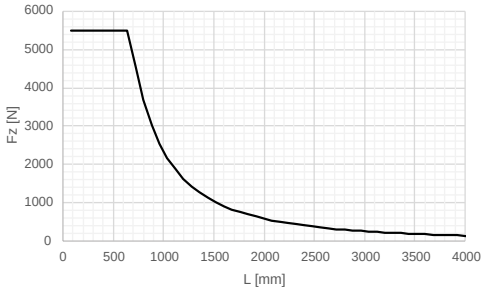

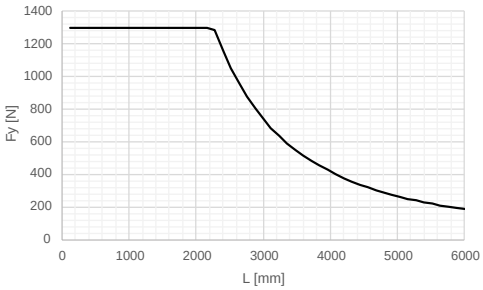

Sono rappresentati i carichi massimi applicabili in condizioni isostatiche, in appoggio, con vincolo torsionale semplice e carico in mezzeria.

Maximum load in isostatic condition centrally loaded.

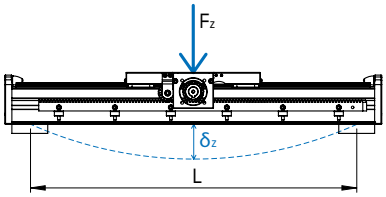

CARICO MASSIMO AMMISSIBILE / MAXIMUM PERMISSIBLE LOAD

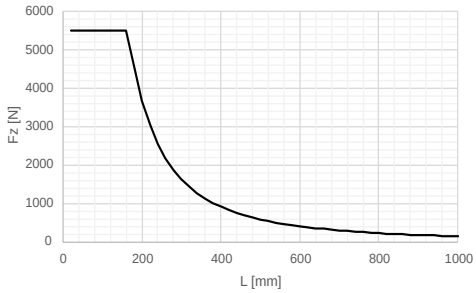

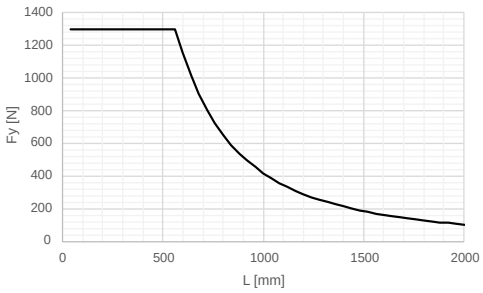

Sono rappresentati i carichi massimi applicabili in condizioni isostatiche, con vincolo rigido e carico all'estremità.

Maximum load in an isostatic cantilever loaded condition.

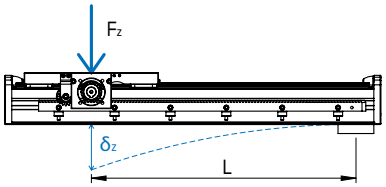

Si raccomanda di non superare i limiti dei grafici per non avere malfunzionamento dell'unità, peggioramento delle prestazioni o eccessiva usura.
We recommend not to exceed the maximum values to avoid lower performance, a reduced reliability and a big wear of the components.

DIMENSIONI / DIMENSIONS

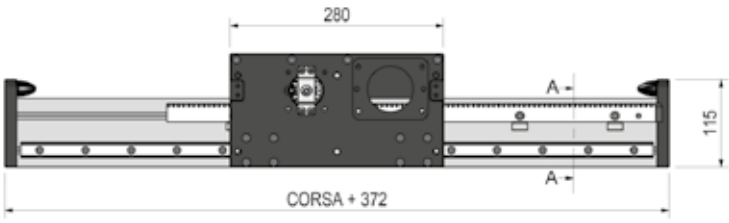

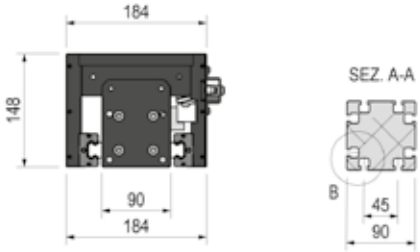

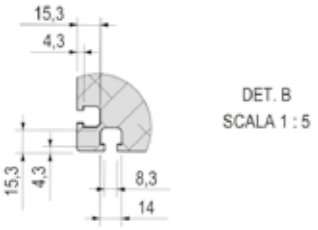

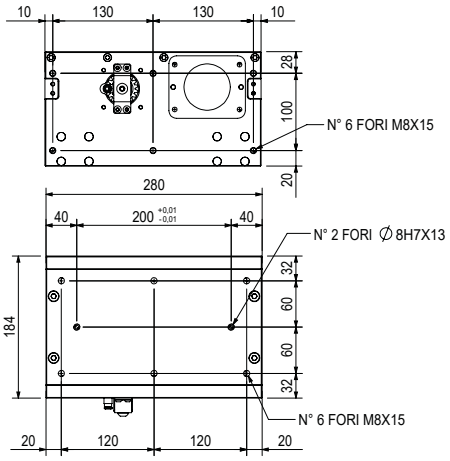

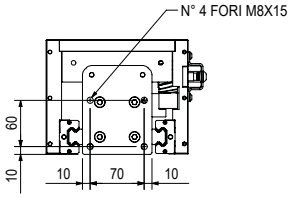

Tipologia interfaccia riduttore (2)
Gearbox interface type
Kit IF60

Accessori ***Accessories***	**Cinghia** ***Belt***	**Vite** ***Ballscrew***	**Cremagliera** ***Rack and pinion***
(1) Riduttore *Gearbox*	x	x	x
(2) Kit assiale *Axial kit*	x	x	x
(3) Calettatore *Keyless Locking Device*	x		x
(4) Albero di torsione *Torsion shaft*	x		x
(5) Carro aggiuntivo *Additional carriage*	x		x
(6) Giunto elastico *Elastic coupling*	x		
(7) Freno stazionamento *Standing brake*	x		
(8) Elemento fissaggio/tassello *Fastening/plug*	x	x	x
(9) Kit rinvio *Transfer box*	x	x	
(10) Supporto sensore/Camma *Sensor bracket/Cam*	x	x	x

Le Unità Damo sono disponibili con una vasta gamma di accessori e optional specifici concepiti per facilitare la realizzazione e installazione di sistemi monoasse e multiasse.

All Units are available with a wide range of accessories and specific options designed to simplify the construction and installation of single-axis and multi-axis systems.

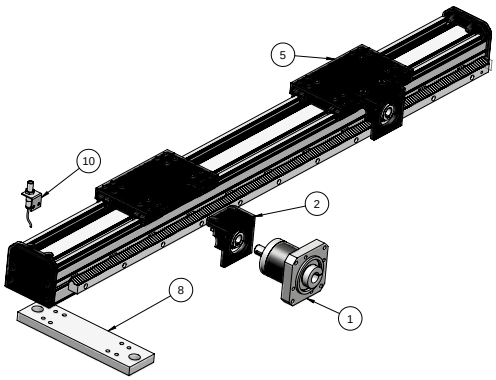

L'ufficio tecnico è a disposizione per la valutazione di applicazioni speciali e per analisi approfondite.
The technical department is available for the evaluation of special applications and for detailed analysis.

MODELLO / MODEL

AMR090FBC

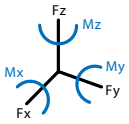

Sono rappresentate le deformazioni massime in condizioni isostatiche, in appoggio, con vincolo torsionale semplice e carico in mezzeria. La deformazione effettiva dipende dalle condizioni di vincolo e dalla combinazione di carico.

Maximum deflection in isostatic condition centrally loaded. Actual strain depends on constraint condition and load combination.

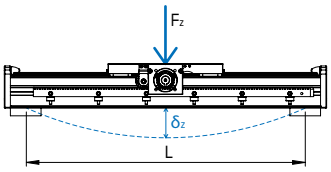

DEFORMAZIONE ELASTICA / ELASTIC DEFORMATION

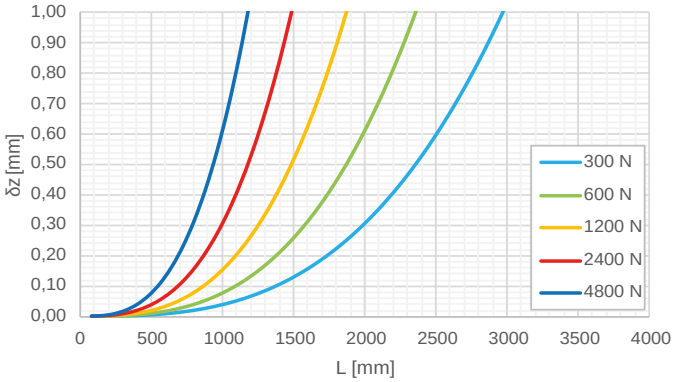

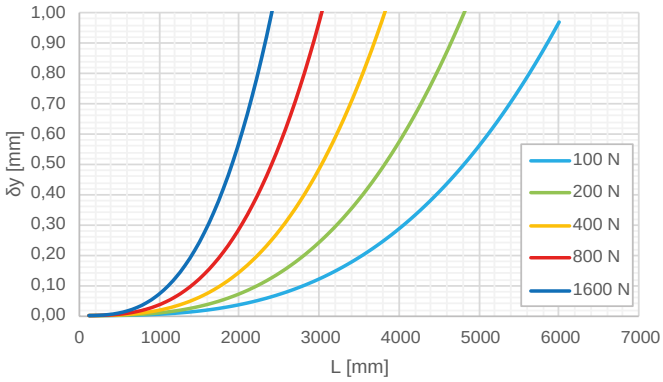

LIMITI STRUTTURALI /STRUCTURAL LIMITS

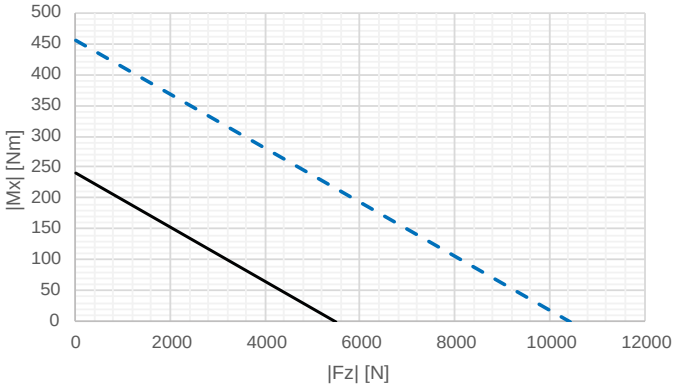

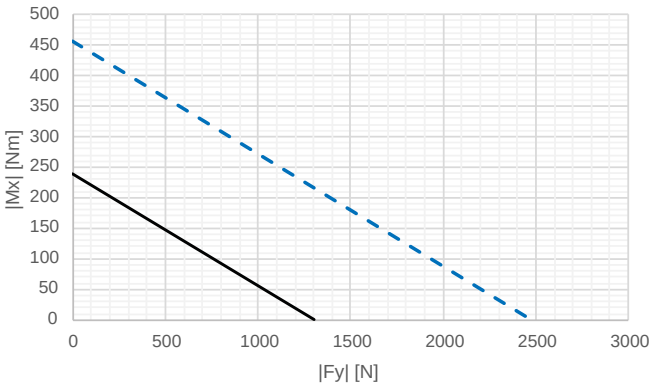

— Limite rottura a fatica: vita stimata superiore ai $10x10^6$ cicli col 99% probabilità. I grafici non possono essere combinati e valgono per: |Mx| <= 0.1 |My| e |Mx| <= 0.1 |Mz|.
Fatigue limit: estimated lifetime higher than $10x10^6$ cycles with 99% probability. Charts cannot be combined and are valid for: |Mx| <=0.1 |My| and |Mx| <=0.1 |Mz|.

--- Arresto d'emergenza max 100 volte nel corso della vita del prodotto.
Emergency stop max 100 times during service life.

Per casi di sollecitazione composta si faccia riferimento all'ufficio tecnico.
In case of combined stress contact our technical department.

MODELLO / MODEL

AMR090FBC

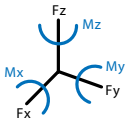

Sono rappresentate le deformazioni massime in condizioni isostatiche, con vincolo rigido e carico all'estremità. La deformazione effettiva dipende dalle condizioni di vincolo e dalla combinazione di carico.

Maximum deflection in an isostatic cantilever loaded condition. Actual strain depends on constraint condition and load combination.

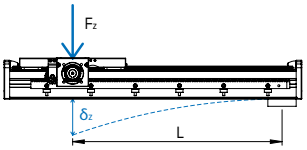

DEFORMAZIONE ELASTICA / ELASTIC DEFORMATION

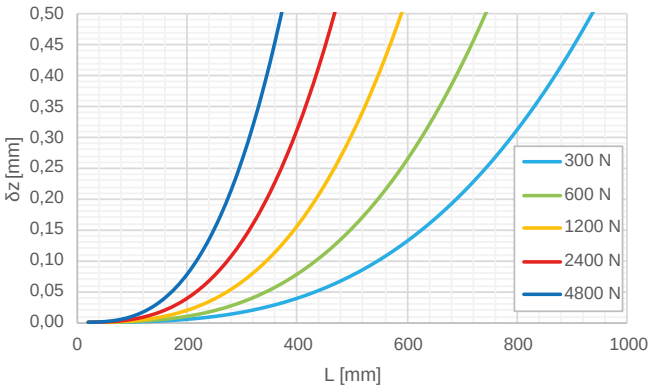

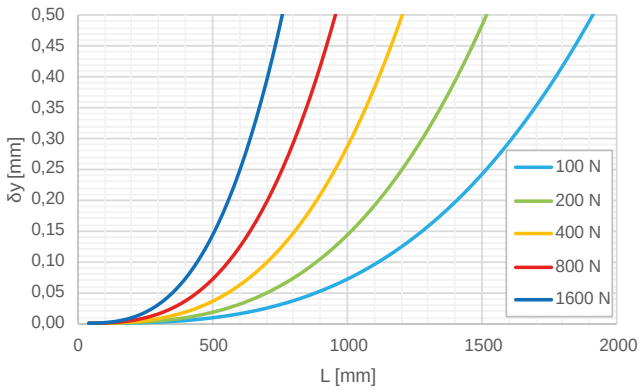

LIMITI STRUTTURALI /STRUCTURAL LIMITS

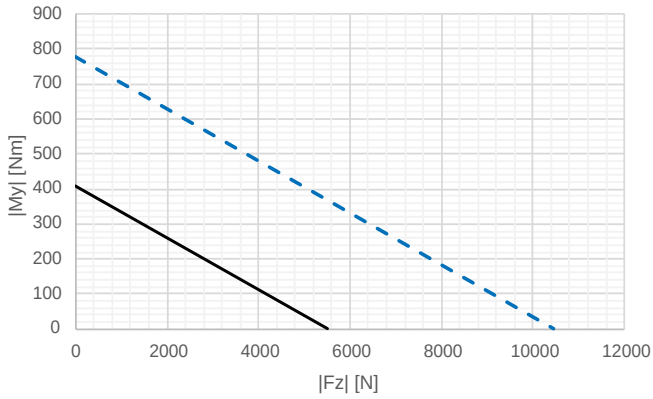

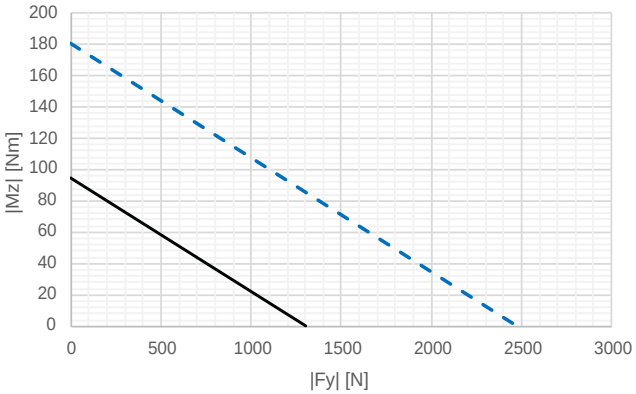

— Limite rottura a fatica: vita stimata superiore ai $10x10^6$ cicli col 99% probabilità. I grafici non possono essere combinati e valgono per: |Mx| <= 0.1 |My| e |Mx| <= 0.1 |Mz|.
Fatigue limit: estimated lifetime higher than $10x10^6$ cycles with 99% probability. Charts cannot be combined and are valid for: |Mx| <=0.1 |My| and |Mx| <=0.1 |Mz|.

--- Arresto d'emergenza max 100 volte nel corso della vita del prodotto.
Emergency stop max 100 times during service life.

Per casi di sollecitazione composta si faccia riferimento all'ufficio tecnico.
In case of combined stress contact our technical department.

MODELLO / MODEL

AMR090FBS

INFORMAZIONI TECNICHE / TECHNICAL INFORMATION

Massa base unità (corsa zero) *Unit's base mass (zero stroke)*	[Kg]	21,8
Massa lineare unità *Unit's linear mass*	[Kg/100mm]	1,47
Massa carro *Carriage's mass*	[Kg]	13,5
Velocità massima* *Maximum velocity*	[m/s]	4
Ripetibilità a vuoto *Unloaded repeatability*	[mm]	± 0,023
Sviluppo pignone *Pinion primitive circumference*	[mm/giro]	133,328
Modulo ingranaggio *Gear module*	[-]	2
Tipo cremagliera** *Rack features*	Denti obliqui classe precisione Q6 *Helix tooth accuracy class Q6*	
Forza massima di avanzamento* *Maximum feed force*	[N]	4300
Momento principale d'inerzia Y *Principal moment of inertia Y*	[cm^4]	234
Momento principale d'inerzia Z *Principal moment of inertia Z*	[cm^4]	719

* I valori sono da considerarsi indicativi.
Prestazioni superiori sono possibili e vanno verificate col nostro ufficio tecnico.
Values should be considered as an indication.
Higher performance are possible. Please Contact our technical department.



CARICO MASSIMO AMMISSIBILE / MAXIMUM PERMISSIBLE LOAD

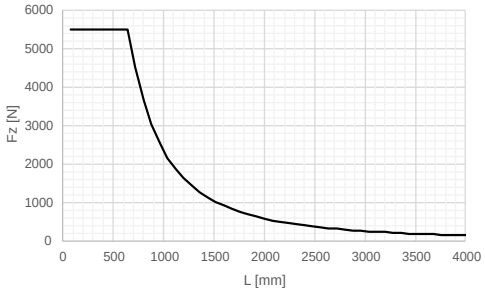

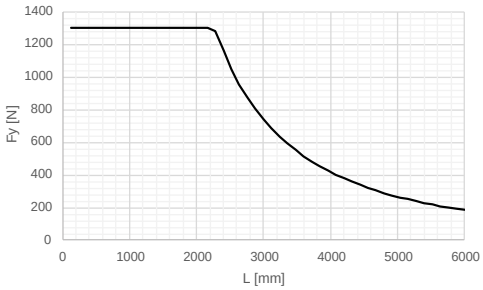

Sono rappresentati i carichi massimi applicabili in condizioni isostatiche, in appoggio, con vincolo torsionale semplice e carico in mezzeria.

Maximum load in isostatic condition centrally loaded.

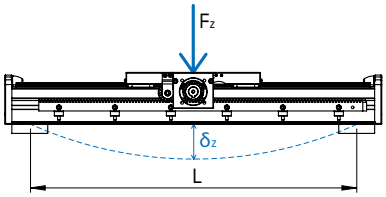

CARICO MASSIMO AMMISSIBILE / MAXIMUM PERMISSIBLE LOAD

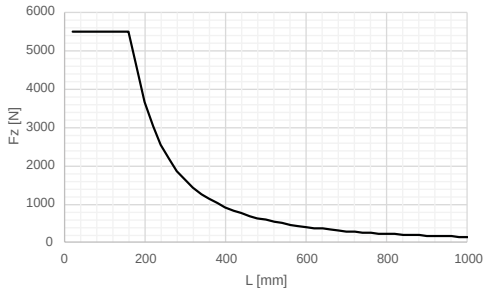

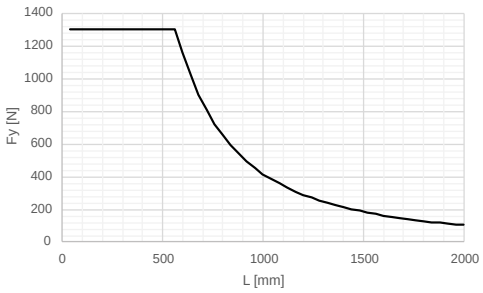

Sono rappresentati i carichi massimi applicabili in condizioni isostatiche, con vincolo rigido e carico all'estremità.

Maximum load in an isostatic cantilever loaded condition.

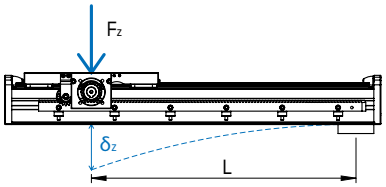

Si raccomanda di non superare i limiti dei grafici per non avere malfunzionamento dell'unità, peggioramento delle prestazioni o eccessiva usura.
We recommend not to exceed the maximum values to avoid lower performance, a reduced reliability and a big wear of the components.

DIMENSIONI / DIMENSIONS

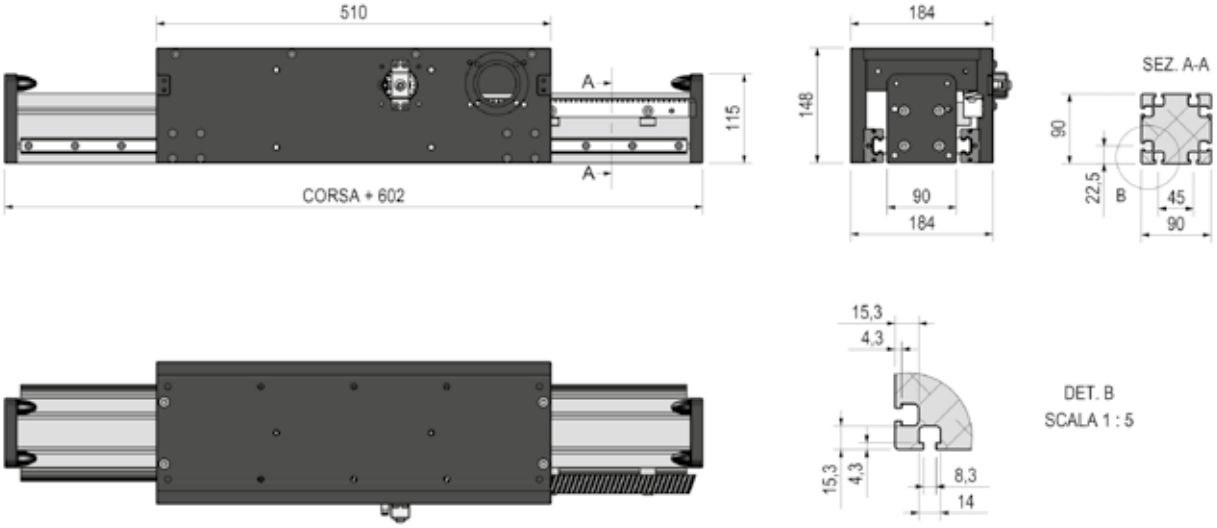

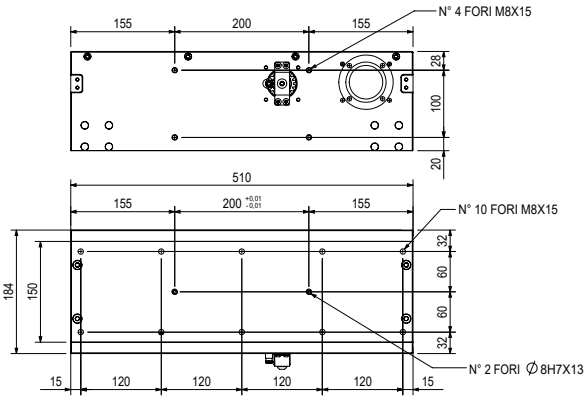

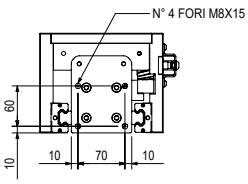

Tipologia interfaccia riduttore (2)
Gearbox interface type
Kit IF60

Accessori ***Accessories***	**Cinghia** ***Belt***	**Vite** ***Ballscrew***	**Cremagliera** ***Rack and pinion***
(1) Riduttore *Gearbox*	x	x	x
(2) Kit assiale *Axial kit*	x	x	x
(3) Calettatore *Keyless Locking Device*	x		x
(4) Albero di torsione *Torsion shaft*	x		x
(5) Carro aggiuntivo *Additional carriage*	x		x
(6) Giunto elastico *Elastic coupling*	x		
(7) Freno stazionamento *Standing brake*	x		
(8) Elemento fissaggio/tassello *Fastening/plug*	x	x	x
(9) Kit rinvio *Transfer box*	x	x	
(10) Supporto sensore/Camma *Sensor bracket/Cam*	x	x	x

Le Unità Damo sono disponibili con una vasta gamma di accessori e optional specifici concepiti per facilitare la realizzazione e installazione di sistemi monoasse e multiasse.

All Units are available with a wide range of accessories and specific options designed to simplify the construction and installation of single-axis and multi-axis systems.

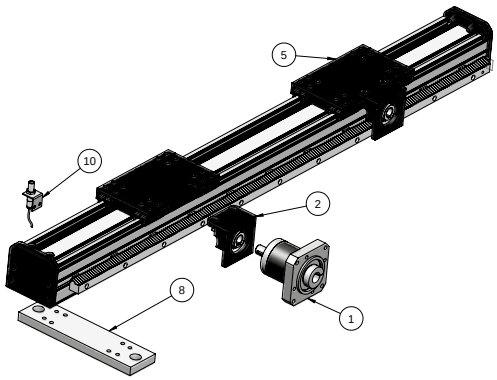

L'ufficio tecnico è a disposizione per la valutazione di applicazioni speciali e per analisi approfondite.
The technical department is available for the evaluation of special applications and for detailed analysis.

MODELLO / MODEL

AMR090FBS

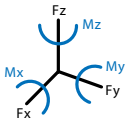

Sono rappresentate le deformazioni massime in condizioni isostatiche, in appoggio, con vincolo torsionale semplice e carico in mezzeria. La deformazione effettiva dipende dalle condizioni di vincolo e dalla combinazione di carico.

Maximum deflection in isostatic condition centrally loaded. Actual strain depends on constraint condition and load combination.

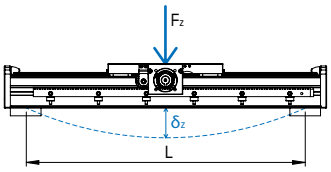

DEFORMAZIONE ELASTICA / ELASTIC DEFORMATION

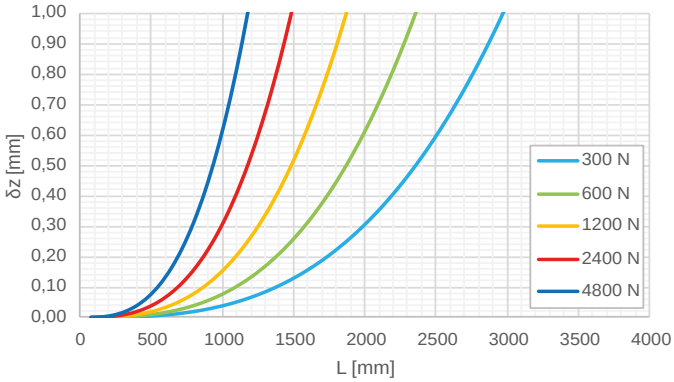

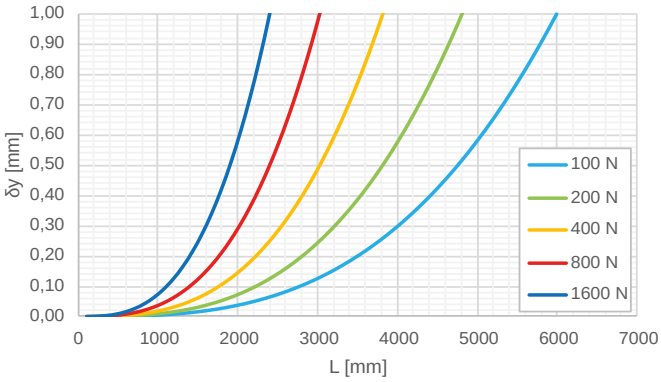

LIMITI STRUTTURALI /STRUCTURAL LIMITS

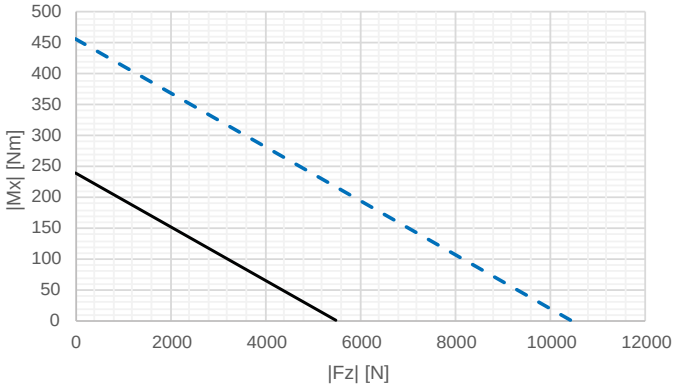

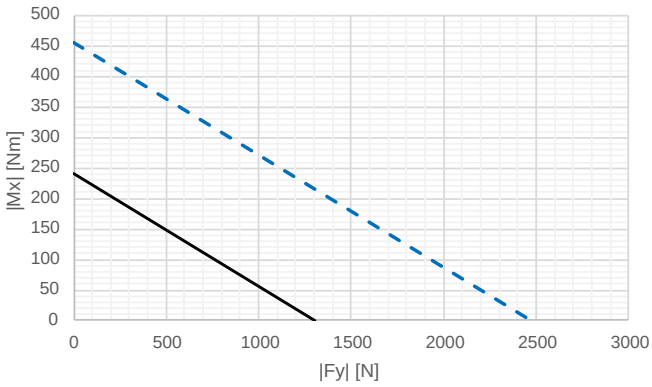

— Limite rottura a fatica: vita stimata superiore ai $10x10^6$ cicli col 99% probabilità. I grafici non possono essere combinati e valgono per: |Mx| <= 0.1 |My| e |Mx| <= 0.1 |Mz|.
Fatigue limit: estimated lifetime higher than $10x10^6$ cycles with 99% probability. Charts cannot be combined and are valid for: |Mx| <=0.1 |My| and |Mx| <=0.1 |Mz|.

--- Arresto d'emergenza max 100 volte nel corso della vita del prodotto.
Emergency stop max 100 times during service life.

Per casi di sollecitazione composta si faccia riferimento all'ufficio tecnico.
In case of combined stress contact our technical department.

MODELLO / MODEL

AMR090FBS

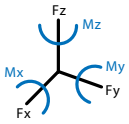

Sono rappresentate le deformazioni massime in condizioni isostatiche, con vincolo rigido e carico all'estremità. La deformazione effettiva dipende dalle condizioni di vincolo e dalla combinazione di carico.

Maximum deflection in an isostatic cantilever loaded condition. Actual strain depends on constraint condition and load combination.

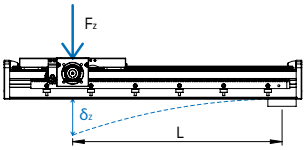

DEFORMAZIONE ELASTICA / ELASTIC DEFORMATION

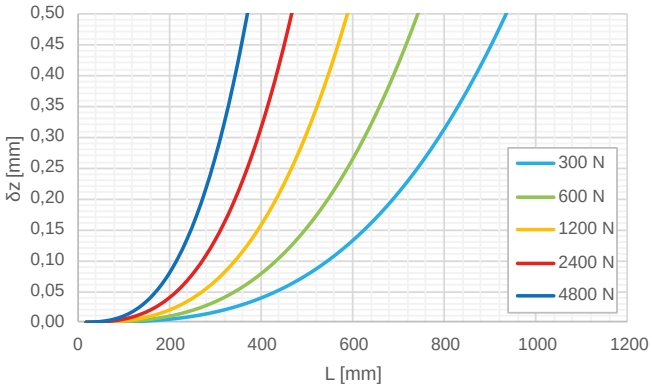

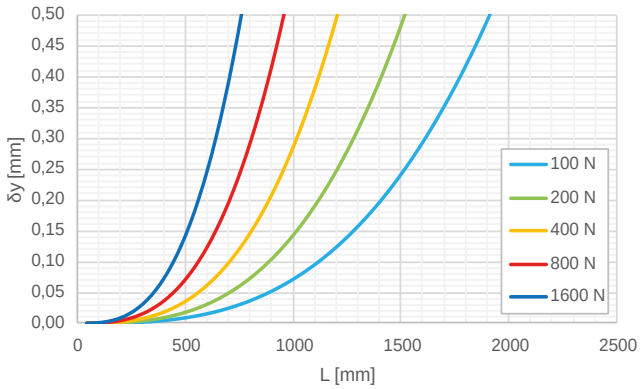

LIMITI STRUTTURALI /STRUCTURAL LIMITS

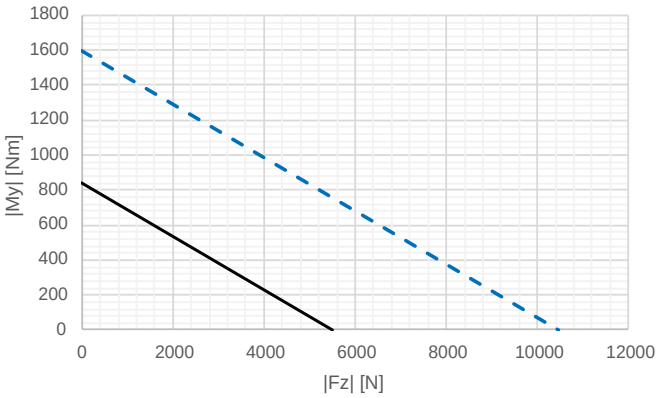

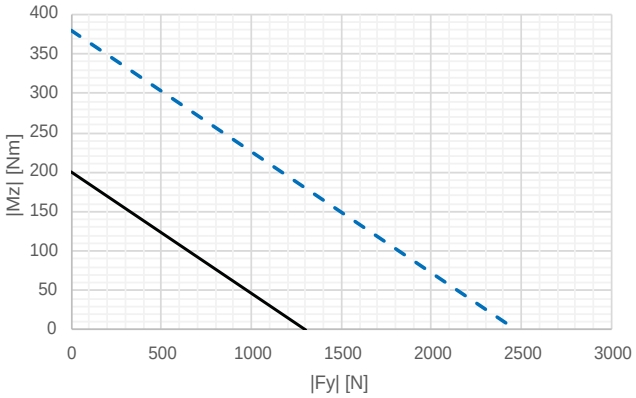

— Limite rottura a fatica: vita stimata superiore ai $10x10^6$ cicli col 99% probabilità. I grafici non possono essere combinati e valgono per: |Mx| <= 0.1 |My| e |Mx| <= 0.1 |Mz|.
Fatigue limit: estimated lifetime higher than $10x10^6$ cycles with 99% probability. Charts cannot be combined and are valid for: |Mx| <=0.1 |My| and |Mx| <=0.1 |Mz|.

--- Arresto d'emergenza max 100 volte nel corso della vita del prodotto.
Emergency stop max 100 times during service life.

Per casi di sollecitazione composta si faccia riferimento all'ufficio tecnico.
In case of combined stress contact our technical department.

MODELLO / MODEL

AMR120CB

INFORMAZIONI TECNICHE / TECHNICAL INFORMATION

Massa base unità (corsa zero) *Unit's base mass (zero stroke)*	[Kg]	8,5
Massa lineare unità *Unit's linear mass*	[Kg/100mm]	1,5
Massa carro *Carriage's mass*	[Kg]	3,35
Velocità massima* *Maximum velocity*	[m/s]	4
Ripetibilità a vuoto *Unloaded repeatability*	[mm]	± 0,023
Sviluppo pignone *Pinion primitive circumference*	[mm/giro]	133,328
Modulo ingranaggio *Gear module*	[-]	2
Tipo cremagliera** *Rack features*	Denti obliqui classe precisione Q6 *Helix tooth accuracy class Q6*	
Forza massima di avanzamento* *Maximum feed force*	[N]	4300
Momento principale d'inerzia Y *Principal moment of inertia Y*	[cm^4]	381
Momento principale d'inerzia Z *Principal moment of inertia Z*	[cm^4]	787

* I valori sono da considerarsi indicativi.
Prestazioni superiori sono possibili e vanno verificate col nostro ufficio tecnico.
Values should be considered as an indication.
Higher performance are possible. Please Contact our technical department.



CARICO MASSIMO AMMISSIBILE / MAXIMUM PERMISSIBLE LOAD

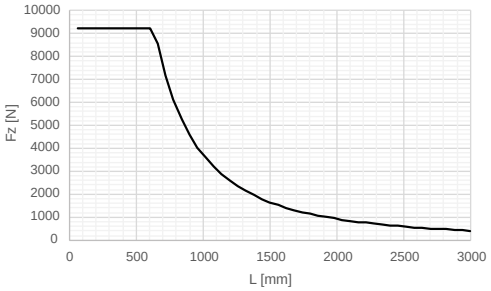

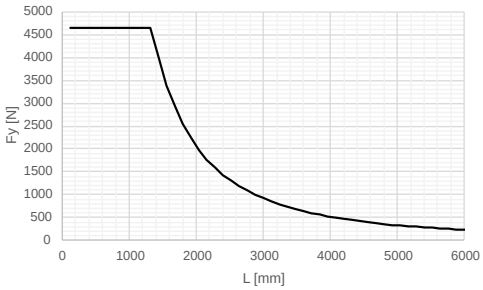

Sono rappresentati i carichi massimi applicabili in condizioni isostatiche, in appoggio, con vincolo torsionale semplice e carico in mezzeria.

Maximum load in isostatic condition centrally loaded.

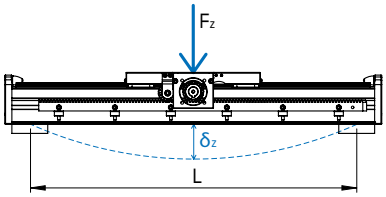

CARICO MASSIMO AMMISSIBILE / MAXIMUM PERMISSIBLE LOAD

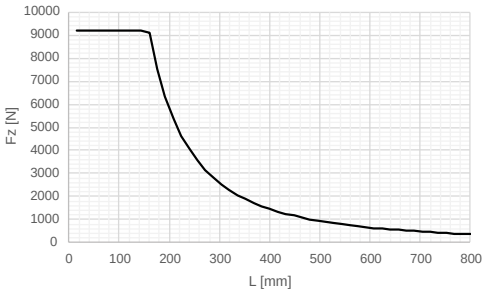

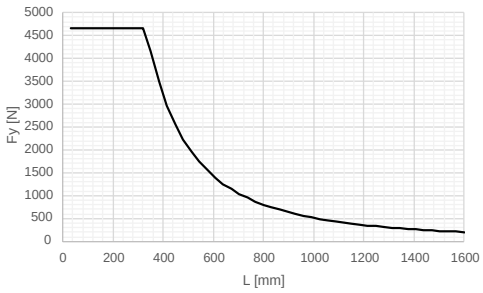

Sono rappresentati i carichi massimi applicabili in condizioni isostatiche, con vincolo rigido e carico all'estremità.

Maximum load in an isostatic cantilever loaded condition.

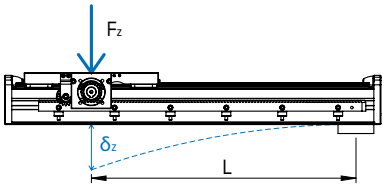

Si raccomanda di non superare i limiti dei grafici per non avere malfunzionamento dell'unità, peggioramento delle prestazioni o eccessiva usura.
We recommend not to exceed the maximum values to avoid lower performance, a reduced reliability and a big wear of the components.

DIMENSIONI / DIMENSIONS

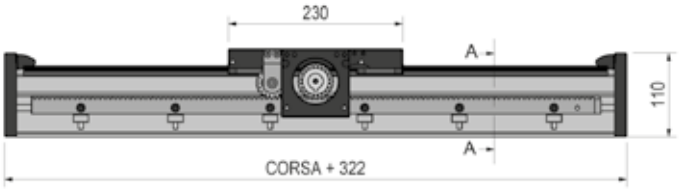

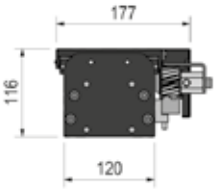

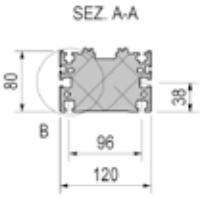

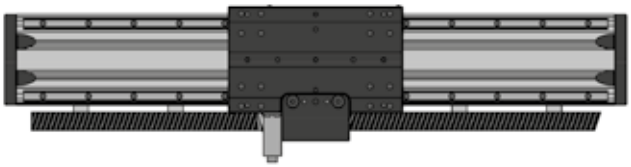

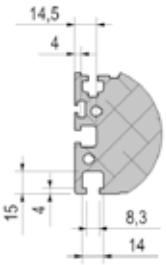

DET. B
SCALA 1 : 5

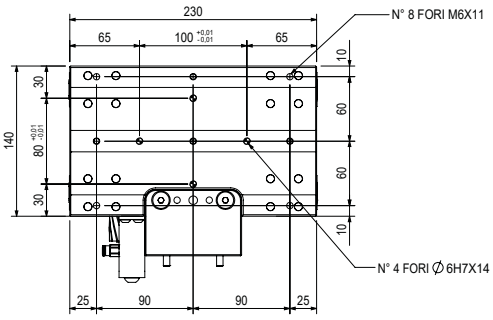

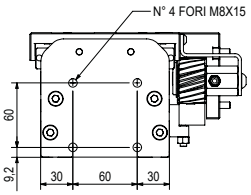

Tipologia interfaccia riduttore (2)
Gearbox interface type
Kit IF65

Accessori ***Accessories***	**Cinghia** ***Belt***	**Vite** ***Ballscrew***	**Cremagliera** ***Rack and pinion***
(1) Riduttore *Gearbox*	x	x	x
(2) Kit assiale *Axial kit*	x	x	x
(3) Calettatore *Keyless Locking Device*	x		x
(4) Albero di torsione *Torsion shaft*	x		x
(5) Carro aggiuntivo *Additional carriage*	x		x
(6) Giunto elastico *Elastic coupling*	x		
(7) Freno stazionamento *Standing brake*	x		
(8) Elemento fissaggio/tassello *Fastening/plug*	x	x	x
(9) Kit rinvio *Transfer box*	x	x	
(10) Supporto sensore/Camma *Sensor bracket/Cam*	x	x	x

Le Unità Damo sono disponibili con una vasta gamma di accessori e optional specifici concepiti per facilitare la realizzazione e installazione di sistemi monoasse e multiasse.

All Units are available with a wide range of accessories and specific options designed to simplify the construction and installation of single-axis and multi-axis systems.

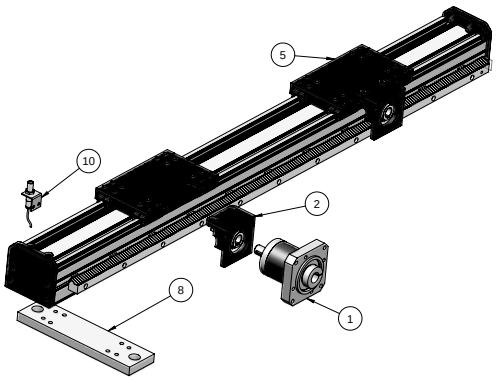

L'ufficio tecnico è a disposizione per la valutazione di applicazioni speciali e per analisi approfondite.
The technical department is available for the evaluation of special applications and for detailed analysis.

MODELLO / MODEL

AMR120CB

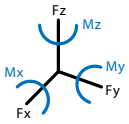

Sono rappresentate le deformazioni massime in condizioni isostatiche, in appoggio, con vincolo torsionale semplice e carico in mezzeria. La deformazione effettiva dipende dalle condizioni di vincolo e dalla combinazione di carico.

Maximum deflection in isostatic condition centrally loaded. Actual strain depends on constraint condition and load combination.

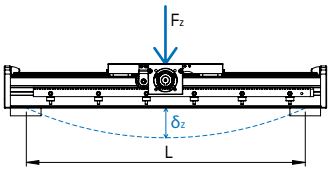

DEFORMAZIONE ELASTICA / ELASTIC DEFORMATION

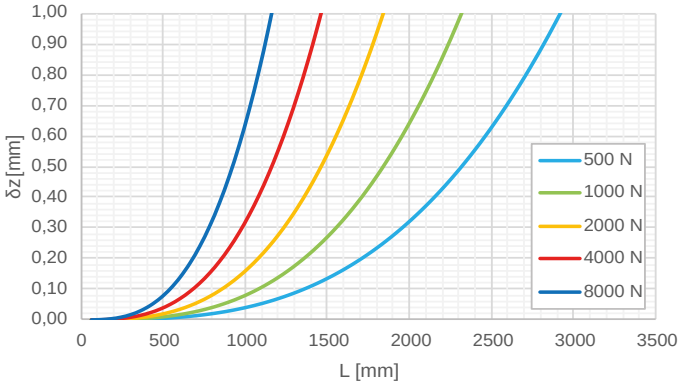

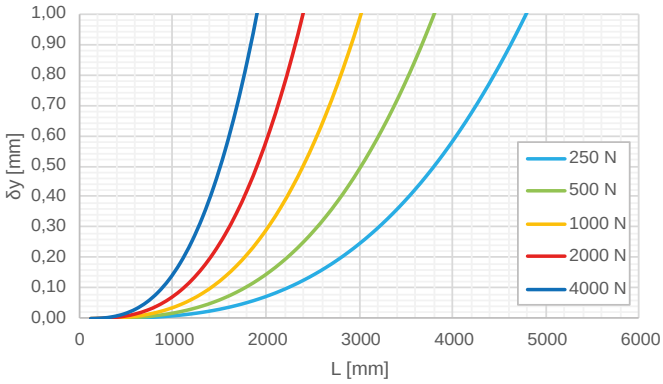

LIMITI STRUTTURALI /STRUCTURAL LIMITS

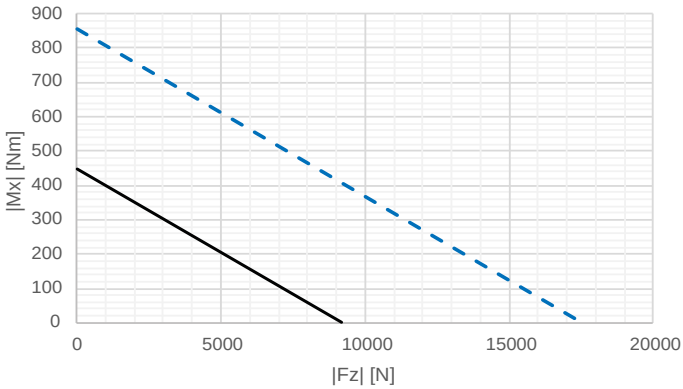

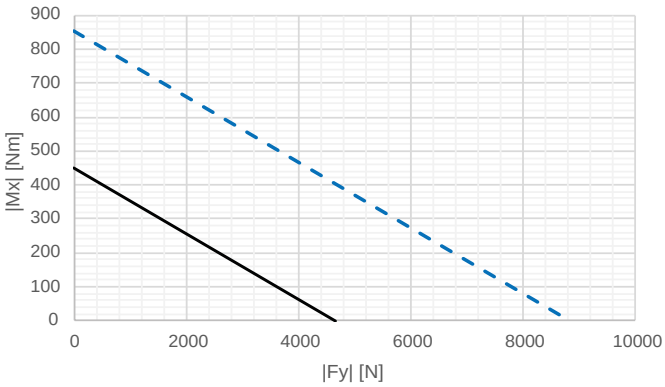

— Limite rottura a fatica: vita stimata superiore ai $10x10^6$ cicli col 99% probabilità. I grafici non possono essere combinati e valgono per: |Mx| <= 0.1 |My| e |Mx| <= 0.1 |Mz|.
Fatigue limit: estimated lifetime higher than $10x10^6$ cycles with 99% probability. Charts cannot be combined and are valid for: |Mx| <=0.1 |My| and |Mx| <=0.1 |Mz|.

--- Arresto d'emergenza max 100 volte nel corso della vita del prodotto.
Emergency stop max 100 times during service life.

Per casi di sollecitazione composta si faccia riferimento all'ufficio tecnico.
In case of combined stress contact our technical department.

MODELLO / MODEL

AMR120CB

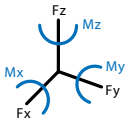

Sono rappresentate le deformazioni massime in condizioni isostatiche, con vincolo rigido e carico all'estremità. La deformazione effettiva dipende dalle condizioni di vincolo e dalla combinazione di carico.

Maximum deflection in an isostatic cantilever loaded condition. Actual strain depends on constraint condition and load combination.

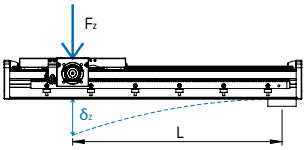

DEFORMAZIONE ELASTICA / ELASTIC DEFORMATION

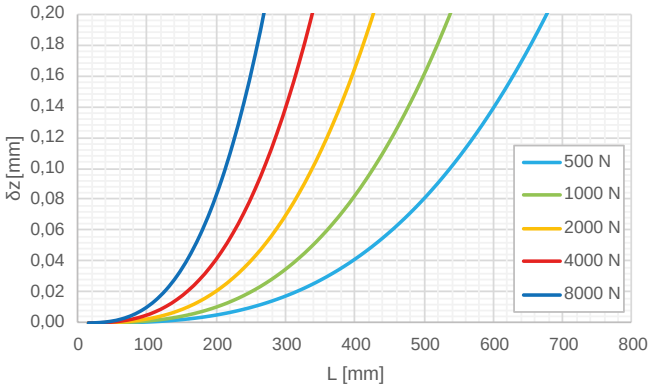

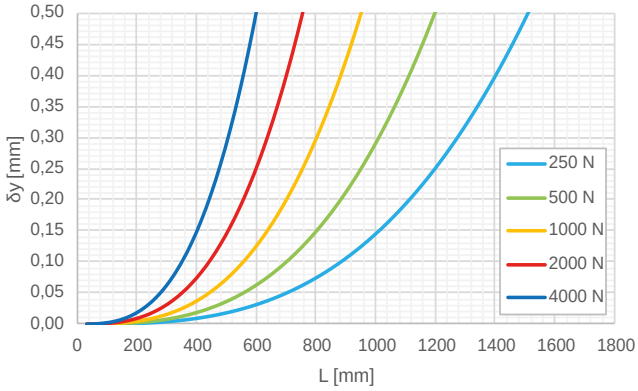

LIMITI STRUTTURALI /STRUCTURAL LIMITS

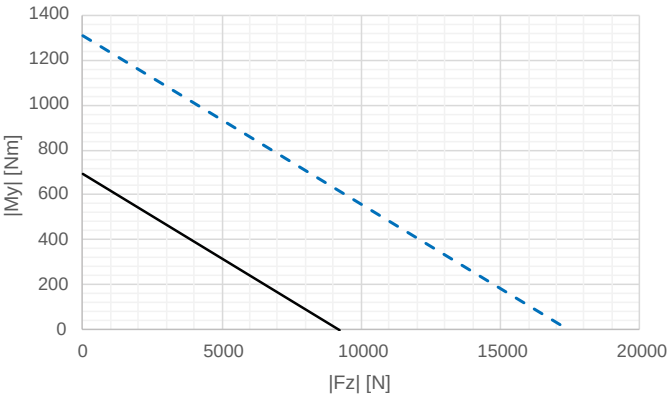

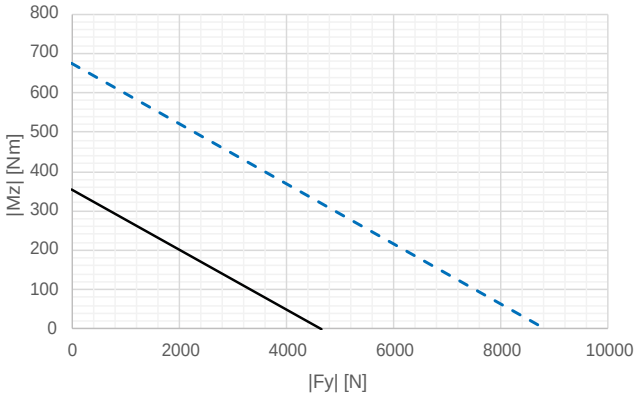

— Limite rottura a fatica: vita stimata superiore ai $10x10^6$ cicli col 99% probabilità. I grafici non possono essere combinati e valgono per: |Mx| <= 0.1 |My| e |Mx| <= 0.1 |Mz|.
Fatigue limite: estimated lifetime higher than $10x10^6$ cycles with 99% probability. Charts cannot be combined and are valid for: |Mx| <=0.1 |My| and |Mx| <=0.1 |Mz|.

--- Arresto d'emergenza max 100 volte nel corso della vita del prodotto.
Emergency stop max 100 times during service life.

Per casi di sollecitazione composta si faccia riferimento all'ufficio tecnico.
In case of combined stress contact our technical department.

MODELLO / MODEL

AMR120LB

INFORMAZIONI TECNICHE / TECHNICAL INFORMATION

Massa base unità (corsa zero) *Unit's base mass (zero stroke)*	[Kg]	10,1
Massa lineare unità *Unit's linear mass*	[Kg/100mm]	1,5
Massa carro *Carriage's mass*	[Kg]	3,95
Velocità massima* *Maximum velocity*	[m/s]	4
Ripetibilità a vuoto *Unloaded repeatability*	[mm]	± 0,023
Sviluppo pignone *Pinion primitive circumference*	[mm/giro]	133,328
Modulo ingranaggio *Gear module*	[-]	2
Tipo cremagliera** *Rack features*	Denti obliqui classe precisione Q6 *Helix tooth accuracy class Q6*	
Forza massima di avanzamento* *Maximum feed force*	[N]	4300
Momento principale d'inerzia Y *Principal moment of inertia Y*	[cm^4]	381
Momento principale d'inerzia Z *Principal moment of inertia Z*	[cm^4]	787

* I valori sono da considerarsi indicativi.
Prestazioni superiori sono possibili e vanno verificate col nostro ufficio tecnico.
Values should be considered as an indication.
Higher performance are possible. Please Contact our technical department.



CARICO MASSIMO AMMISSIBILE / MAXIMUM PERMISSIBLE LOAD

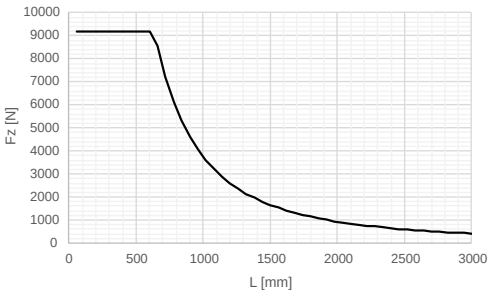

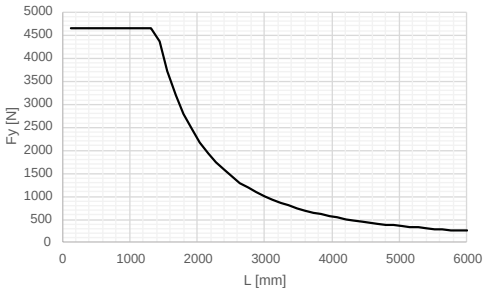

Sono rappresentati i carichi massimi applicabili in condizioni isostatiche, in appoggio, con vincolo torsionale semplice e carico in mezzeria.

Maximum load in isostatic condition centrally loaded.

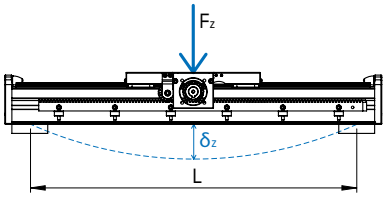

CARICO MASSIMO AMMISSIBILE / MAXIMUM PERMISSIBLE LOAD

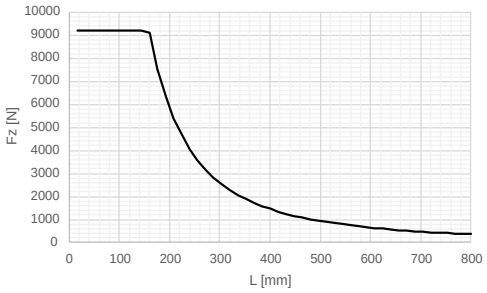

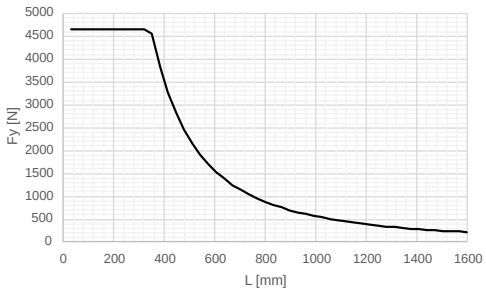

Sono rappresentati i carichi massimi applicabili in condizioni isostatiche, con vincolo rigido e carico all'estremità.

Maximum load in an isostatic cantilever loaded condition.

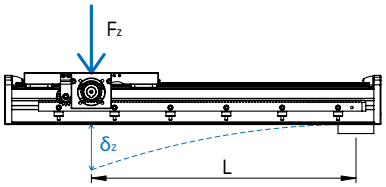

Si raccomanda di non superare i limiti dei grafici per non avere malfunzionamento dell'unità, peggioramento delle prestazioni o eccessiva usura.
We recommend not to exceed the maximum values to avoid lower performance, a reduced reliability and a big wear of the components.

DIMENSIONI / DIMENSIONS

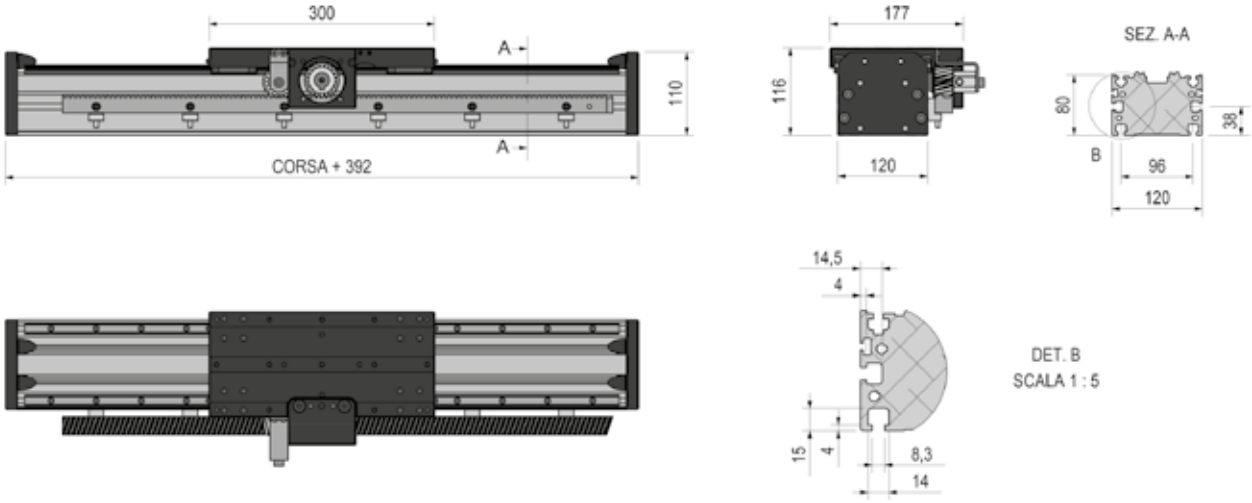

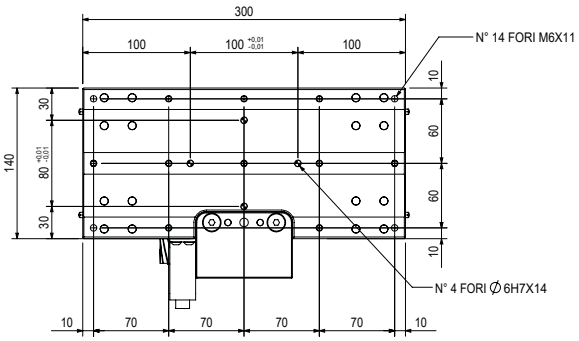

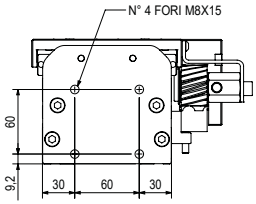

Tipologia interfaccia riduttore (2)
Gearbox interface type
Kit IF65

Accessori ***Accessories***	**Cinghia** ***Belt***	**Vite** ***Ballscrew***	**Cremagliera** ***Rack and pinion***
(1) Riduttore *Gearbox*	x	x	x
(2) Kit assiale *Axial kit*	x	x	x
(3) Calettatore *Keyless Locking Device*	x		x
(4) Albero di torsione *Torsion shaft*	x		x
(5) Carro aggiuntivo *Additional carriage*	x		x
(6) Giunto elastico *Elastic coupling*	x		
(7) Freno stazionamento *Standing brake*	x		
(8) Elemento fissaggio/tassello *Fastening/plug*	x	x	x
(9) Kit rinvio *Transfer box*	x	x	
(10) Supporto sensore/Camma *Sensor bracket/Cam*	x	x	x

Le Unità Damo sono disponibili con una vasta gamma di accessori e optional specifici concepiti per facilitare la realizzazione e installazione di sistemi monoasse e multiasse.

All Units are available with a wide range of accessories and specific options designed to simplify the construction and installation of single-axis and multi-axis systems.

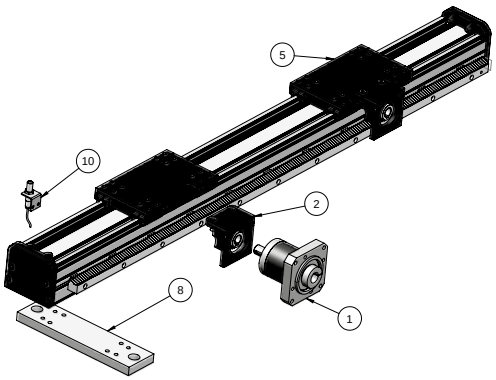

L'ufficio tecnico è a disposizione per la valutazione di applicazioni speciali e per analisi approfondite.
The technical department is available for the evaluation of special applications and for detailed analysis.

MODELLO / MODEL

AMR120LB



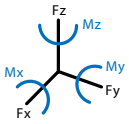

Sono rappresentate le deformazioni massime in condizioni isostatiche, in appoggio, con vincolo torsionale semplice e carico in mezzeria. La deformazione effettiva dipende dalle condizioni di vincolo e dalla combinazione di carico.

Maximum deflection in isostatic condition centrally loaded. Actual strain depends on constraint condition and load combination.

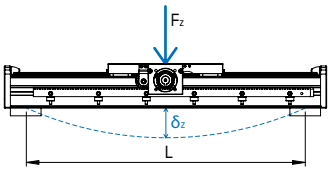

DEFORMAZIONE ELASTICA / ELASTIC DEFORMATION

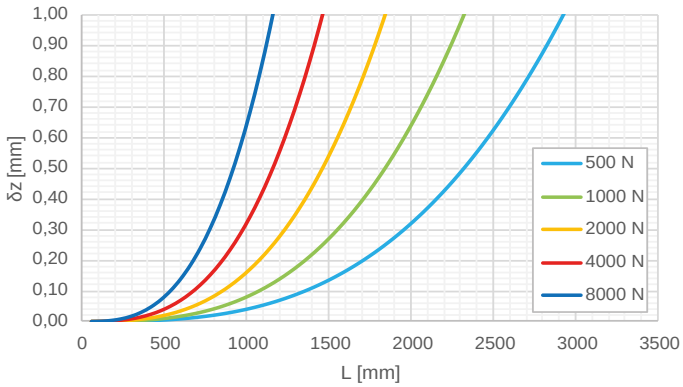

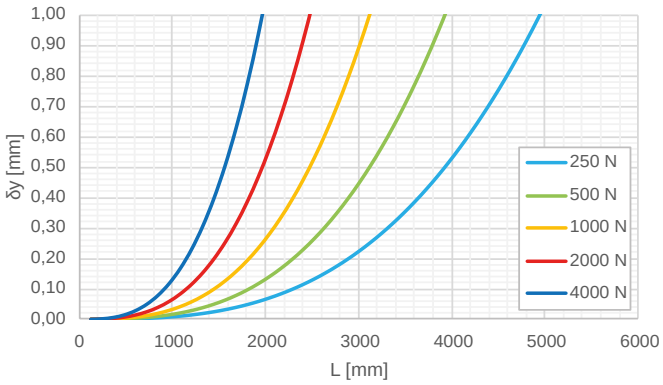

LIMITI STRUTTURALI /STRUTTURAL LIMITS

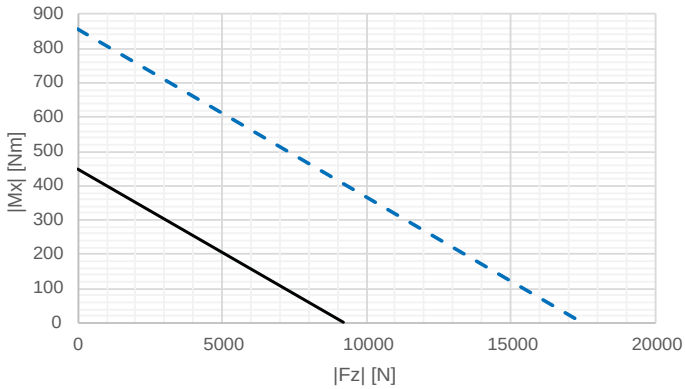

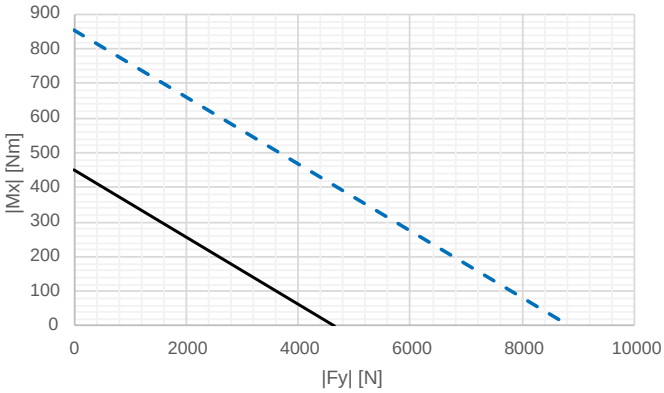

— Limite rottura a fatica: vita stimata superiore ai $10x10^6$ cicli col 99% probabilità. I grafici non possono essere combinati e valgono per: |Mx| <= 0.1 |My| e |Mx| <= 0.1 |Mz|.
Fatigue limit: estimated lifetime higher than $10x10^6$ cycles with 99% probability. Charts cannot be combined and are valid for: |Mx| <=0.1 |My| and |Mx| <=0.1 |Mz|.

--- Arresto d'emergenza max 100 volte nel corso della vita del prodotto.
Emergency stop max 100 times during service life.

Per casi di sollecitazione composta si faccia riferimento all'ufficio tecnico.
In case of combined stress contact our technical department.

MODELLO / MODEL

AMR120LB



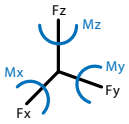

Sono rappresentate le deformazioni massime in condizioni isostatiche, con vincolo rigido e carico all'estremità. La deformazione effettiva dipende dalle condizioni di vincolo e dalla combinazione di carico.

Maximum deflection in an isostatic cantilever loaded condition. Actual strain depends on constraint condition and load combination.

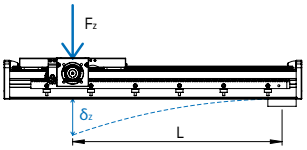

DEFORMAZIONE ELASTICA / ELASTIC DEFORMATION

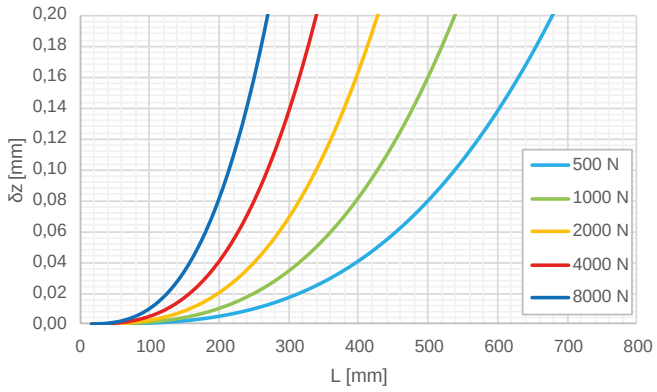

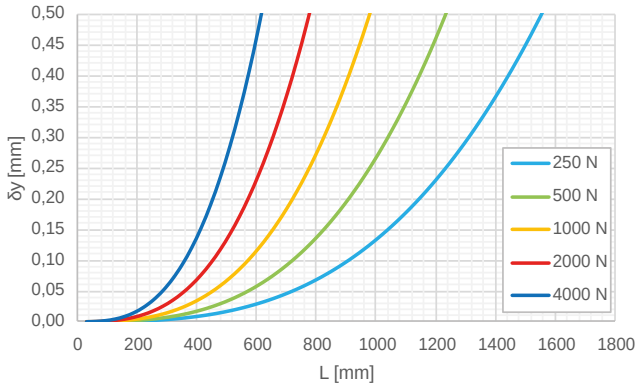

LIMITI STRUTTURALI /STRUTTURAL LIMITS

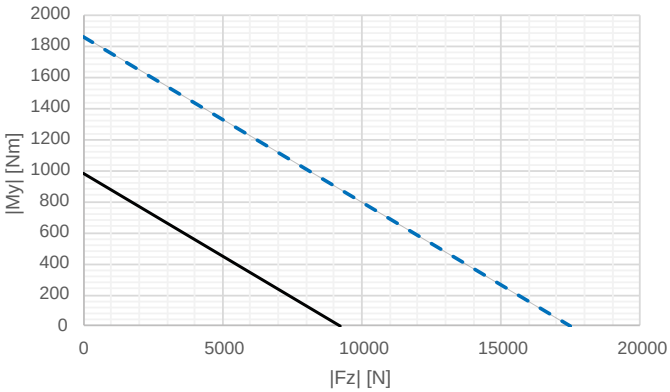

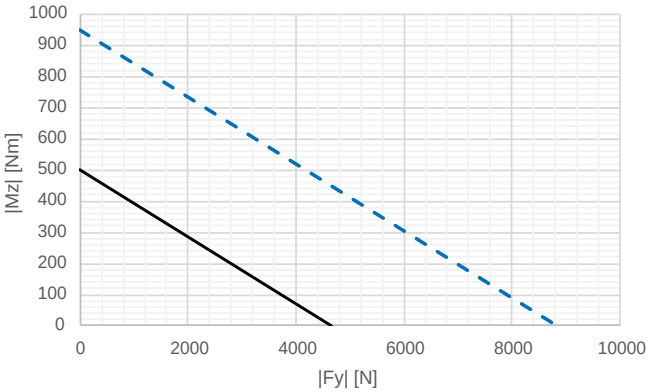

— Limite rottura a fatica: vita stimata superiore ai $10x10^6$ cicli col 99% probabilità. I grafici non possono essere combinati e valgono per: |Mx| <= 0.1 |My| e |Mx| <= 0.1 |Mz|.
Fatigue limit: estimated lifetime higher than $10x10^6$ cycles with 99% probability. Charts cannot be combined and are valid for: |Mx| <=0.1 |My| and |Mx| <=0.1 |Mz|.

--- Arresto d'emergenza max 100 volte nel corso della vita del prodotto.
Emergency stop max 100 times during service life.

Per casi di sollecitazione composta si faccia riferimento all'ufficio tecnico.
In case of combined stress contact our technical department.

MODELLO / MODEL

AMR121SB

INFORMAZIONI TECNICHE / TECHNICAL INFORMATION

Massa base unità (corsa zero) *Unit's base mass (zero stroke)*	[Kg]	5,7
Massa lineare unità *Unit's linear mass*	[Kg/100mm]	1,25
Massa carro *Carriage's mass*	[Kg]	2,5
Velocità massima* *Maximum velocity*	[m/s]	4
Ripetibilità a vuoto *Unloaded repeatability*	[mm]	± 0,023
Sviluppo pignone *Pinion primitive circumference*	[mm/giro]	149,975
Modulo ingranaggio *Gear module*	[-]	1,5
Tipo cremagliera** *Rack features*	Denti obliqui classe precisione Q6 *Helix tooth accuracy class Q6*	
Forza massima di avanzamento* *Maximum feed force*	[N]	2300
Momento principale d'inerzia Y *Principal moment of inertia Y*	[cm^4]	381
Momento principale d'inerzia Z *Principal moment of inertia Z*	[cm^4]	787

* I valori sono da considerarsi indicativi.
Prestazioni superiori sono possibili e vanno verificate col nostro ufficio tecnico.
Values should be considered as an indication.
Higher performance are possible. Please Contact our technical department.



CARICO MASSIMO AMMISSIBILE / MAXIMUM PERMISSIBLE LOAD

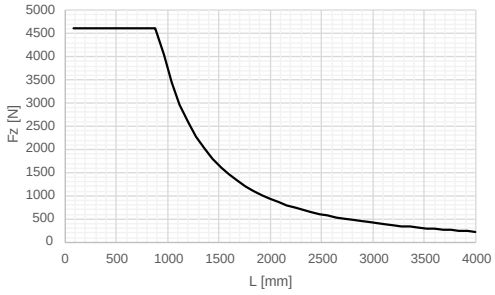

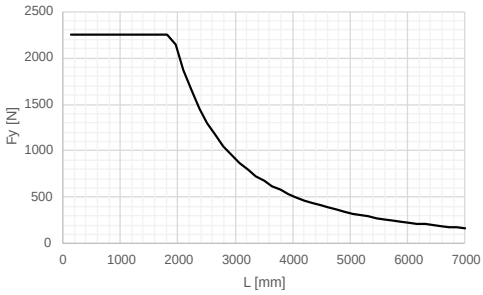

Sono rappresentati i carichi massimi applicabili in condizioni isostatiche, in appoggio, con vincolo torsionale semplice e carico in mezzeria.

Maximum load in isostatic condition centrally loaded.

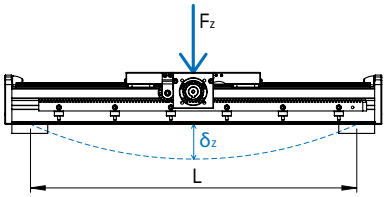

CARICO MASSIMO AMMISSIBILE / MAXIMUM PERMISSIBLE LOAD

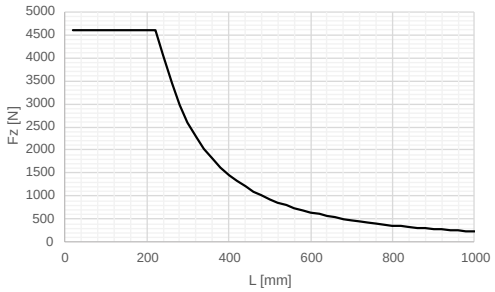

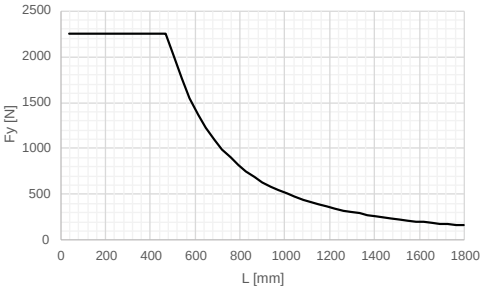

Sono rappresentati i carichi massimi applicabili in condizioni isostatiche, con vincolo rigido e carico all'estremità.

Maximum load in an isostatic cantilever loaded condition.

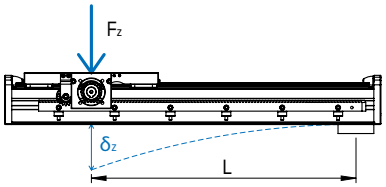

Si raccomanda di non superare i limiti dei grafici per non avere malfunzionamento dell'unità, peggioramento delle prestazioni o eccessiva usura.
We recommend not to exceed the maximum values to avoid lower performance, a reduced reliability and a big wear of the components.

DIMENSIONI / DIMENSIONS

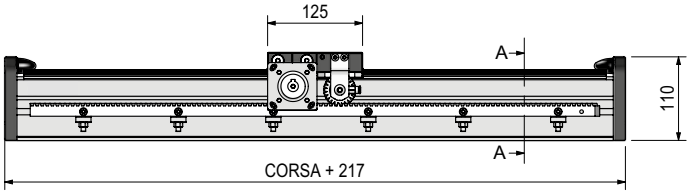

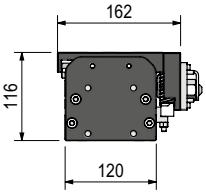

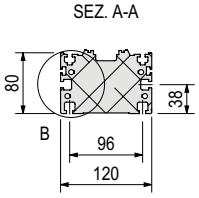

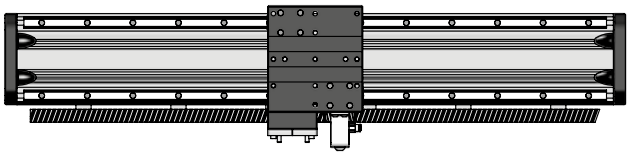

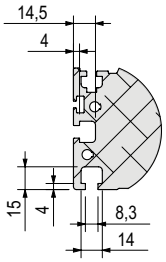

DET. B
SCALA 1 : 5

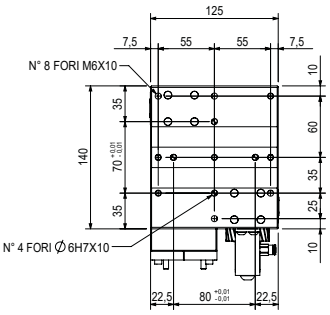

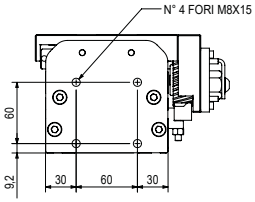

Tipologia interfaccia riduttore (2)
Gearbox interface type
Kit IF55

Accessori ***Accessories***	**Cinghia** ***Belt***	**Vite** ***Ballscrew***	**Cremagliera** ***Rack and pinion***
(1) Riduttore *Gearbox*	x	x	x
(2) Kit assiale *Axial kit*	x	x	x
(3) Calettatore *Keyless Locking Device*	x		x
(4) Albero di torsione *Torsion shaft*	x		x
(5) Carro aggiuntivo *Additional carriage*	x		x
(6) Giunto elastico *Elastic coupling*	x		
(7) Freno stazionamento *Standing brake*	x		
(8) Elemento fissaggio/tassello *Fastening/plug*	x	x	x
(9) Kit rinvio *Transfer box*	x	x	
(10) Supporto sensore/Camma *Sensor bracket/Cam*	x	x	x

Le Unità Damo sono disponibili con una vasta gamma di accessori e optional specifici concepiti per facilitare la realizzazione e installazione di sistemi monoasse e multiasse.

All Units are available with a wide range of accessories and specific options designed to simplify the construction and installation of single-axis and multi-axis systems.

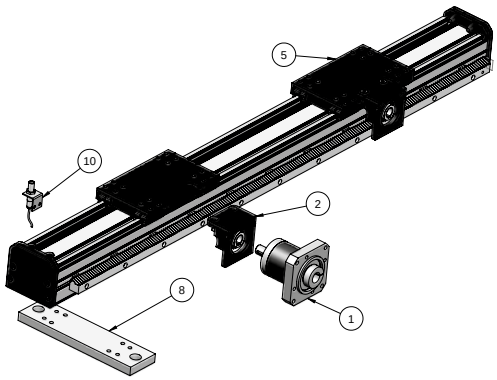

L'ufficio tecnico è a disposizione per la valutazione di applicazioni speciali e per analisi approfondite.
The technical department is available for the evaluation of special applications and for detailed analysis.

MODELLO / MODEL

AMR121SB

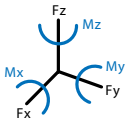

Sono rappresentate le deformazioni massime in condizioni isostatiche, in appoggio, con vincolo torsionale semplice e carico in mezzeria. La deformazione effettiva dipende dalle condizioni di vincolo e dalla combinazione di carico.

Maximum deflection in isostatic condition centrally loaded. Actual strain depends on constraint condition and load combination.

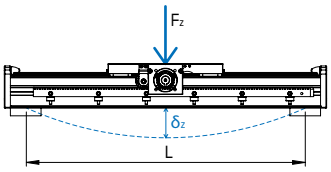

DEFORMAZIONE ELASTICA / ELASTIC DEFORMATION

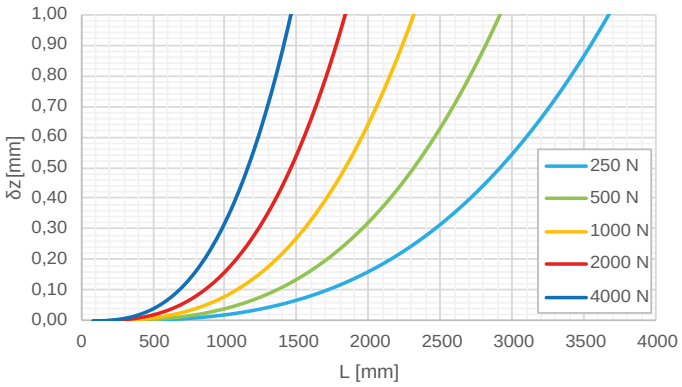

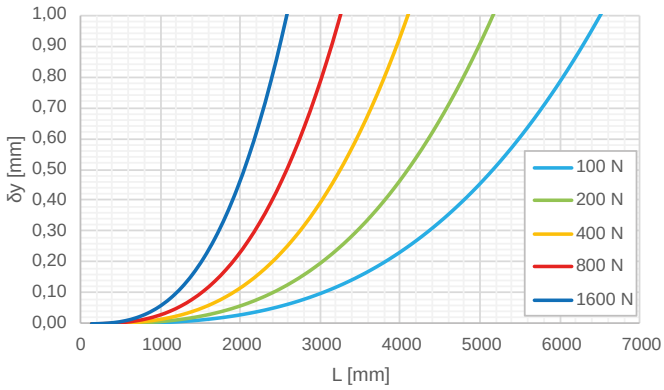

LIMITI STRUTTURALI /STRUCTURAL LIMITS

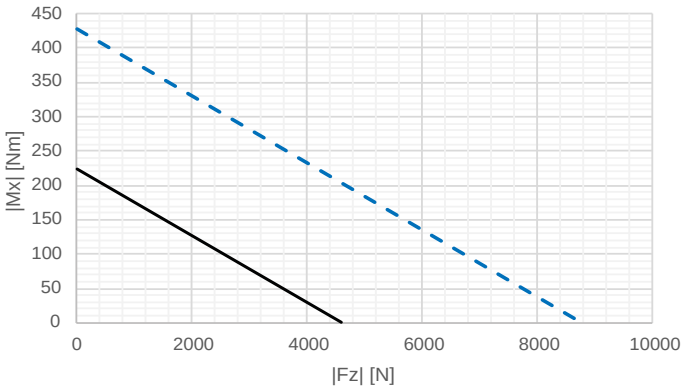

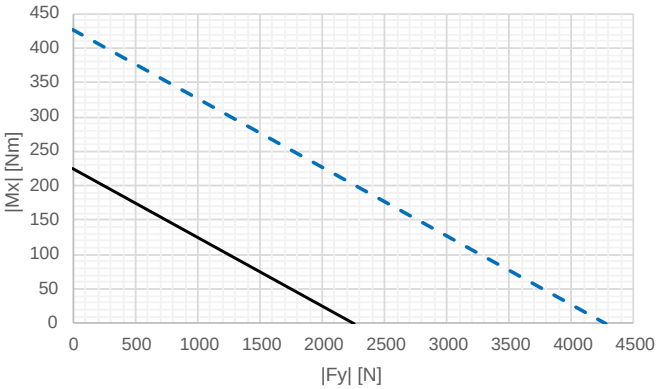

— Limite rottura a fatica: vita stimata superiore ai $10x10^6$ cicli col 99% probabilità. I grafici non possono essere combinati e valgono per: |Mx| <= 0.1 |My| e |Mx| <= 0.1 |Mz|.
Fatigue limit: estimated lifetime higher than $10x10^6$ cycles with 99% probability. Charts cannot be combined and are valid for: |Mx| <=0.1 |My| and |Mx| <=0.1 |Mz|.

--- Arresto d'emergenza max 100 volte nel corso della vita del prodotto.
Emergency stop max 100 times during service life.

Per casi di sollecitazione composta si faccia riferimento all'ufficio tecnico.
In case of combined stress contact our technical department.

MODELLO / MODEL

AMR121SB

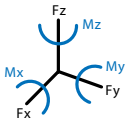

Sono rappresentate le deformazioni massime in condizioni isostatiche, con vincolo rigido e carico all'estremità. La deformazione effettiva dipende dalle condizioni di vincolo e dalla combinazione di carico.

Maximum deflection in an isostatic cantilever loaded condition. Actual strain depends on constraint condition and load combination.

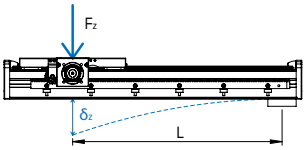

DEFORMAZIONE ELASTICA / ELASTIC DEFORMATION

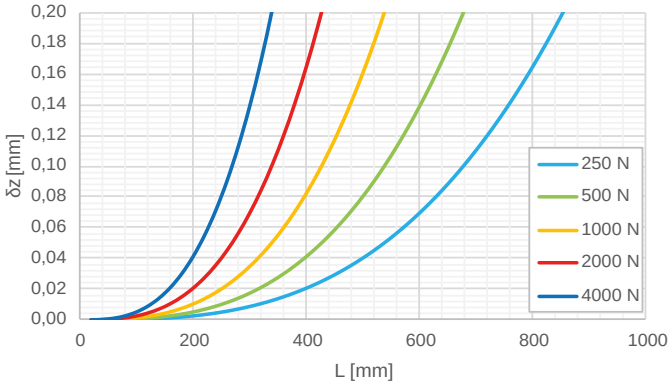

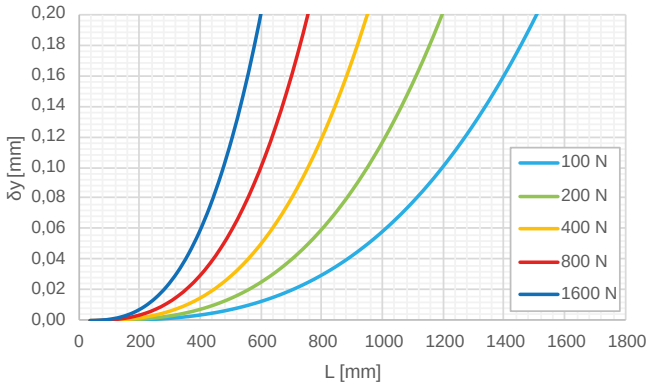

LIMITI STRUTTURALI /STRUCTURAL LIMITS

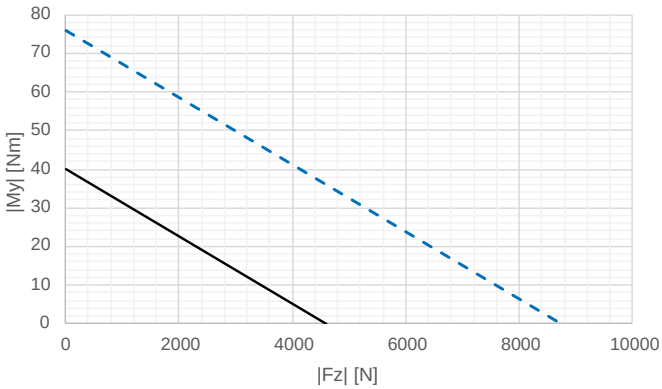

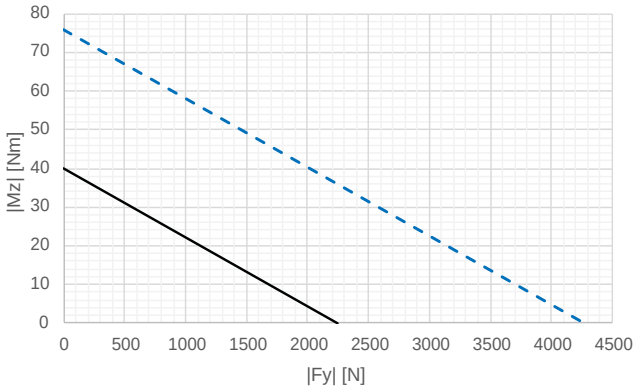

— Limite rottura a fatica: vita stimata superiore ai $10x10^6$ cicli col 99% probabilità. I grafici non possono essere combinati e valgono per: |Mx| <= 0.1 |My| e |Mx| <= 0.1 |Mz|.
Fatigue limit: estimated lifetime higher than $10x10^6$ cycles with 99% probability. Charts cannot be combined and are valid for: |Mx| <=0.1 |My| and |Mx| <=0.1 |Mz|.

--- Arresto d'emergenza max 100 volte nel corso della vita del prodotto.
Emergency stop max 100 times during service life.

Per casi di sollecitazione composta si faccia riferimento all'ufficio tecnico.
In case of combined stress contact our technical department.

MODELLO / MODEL

AMR121CB

INFORMAZIONI TECNICHE / TECHNICAL INFORMATION

Massa base unità (corsa zero) *Unit's base mass (zero stroke)*	[Kg]	7,5
Massa lineare unità *Unit's linear mass*	[Kg/100mm]	1,25
Massa carro *Carriage's mass*	[Kg]	3,5
Velocità massima* *Maximum velocity*	[m/s]	4
Ripetibilità a vuoto *Unloaded repeatability*	[mm]	± 0,023
Sviluppo pignone *Pinion primitive circumference*	[mm/giro]	149,975
Modulo ingranaggio *Gear module*	[-]	1,5
Tipo cremagliera** *Rack features*	Denti obliqui classe precisione Q6 *Helix tooth accuracy class Q6*	
Forza massima di avanzamento* *Maximum feed force*	[N]	2300
Momento principale d'inerzia Y *Principal moment of inertia Y*	[cm⁴]	381
Momento principale d'inerzia Z *Principal moment of inertia Z*	[cm⁴]	787

* I valori sono da considerarsi indicativi.
Prestazioni superiori sono possibili e vanno verificate col nostro ufficio tecnico.
Values should be considered as an indication.
Higher performance are possible. Please Contact our technical department.



CARICO MASSIMO AMMISSIBILE / MAXIMUM PERMISSIBLE LOAD

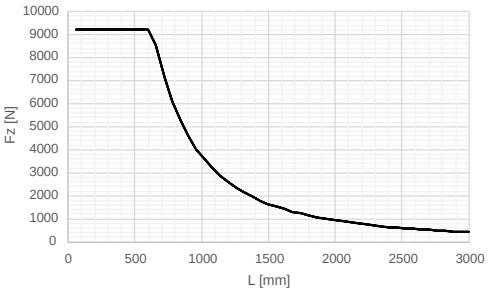

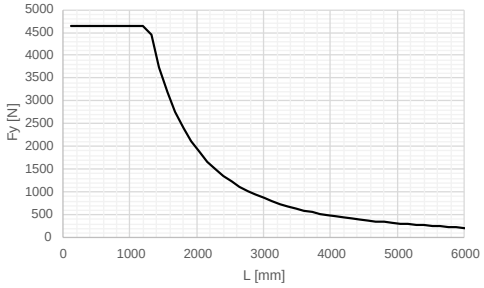

Sono rappresentati i carichi massimi applicabili in condizioni isostatiche, in appoggio, con vincolo torsionale semplice e carico in mezzeria.

Maximum load in isostatic condition centrally loaded.

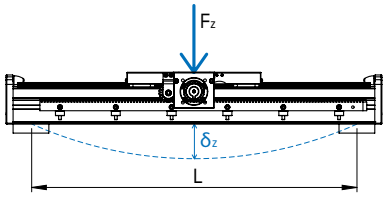

CARICO MASSIMO AMMISSIBILE / MAXIMUM PERMISSIBLE LOAD

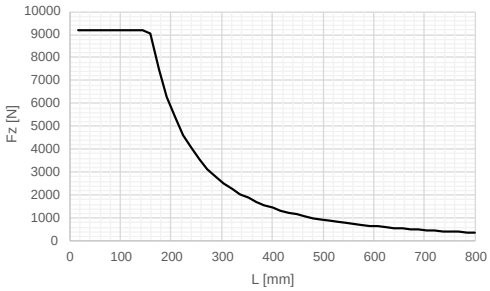

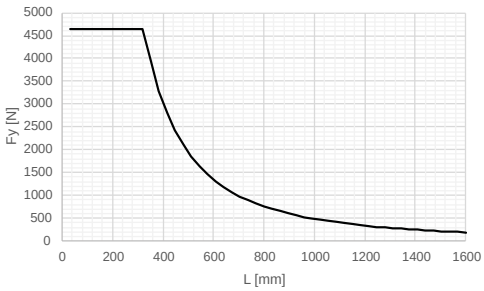

Sono rappresentati i carichi massimi applicabili in condizioni isostatiche, con vincolo rigido e carico all'estremità.

Maximum load in an isostatic cantilever loaded condition.

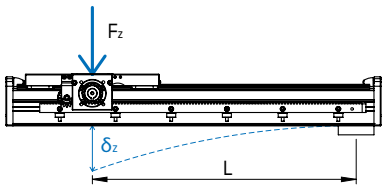

Si raccomanda di non superare i limiti dei grafici per non avere malfunzionamento dell'unità, peggioramento delle prestazioni o eccessiva usura.
We recommend not to exceed the maximum values to avoid lower performance, a reduced reliability and a big wear of the components.

DIMENSIONI / DIMENSIONS

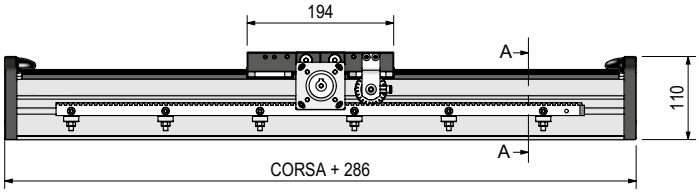

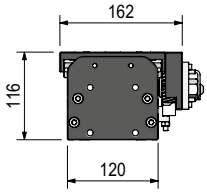

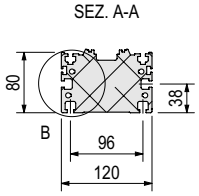

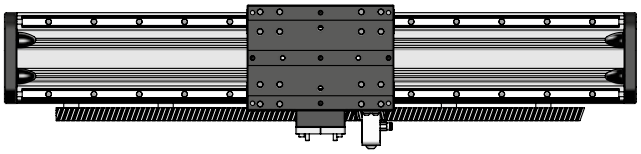

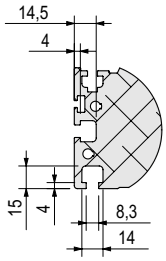

DET. B
SCALA 1 : 5

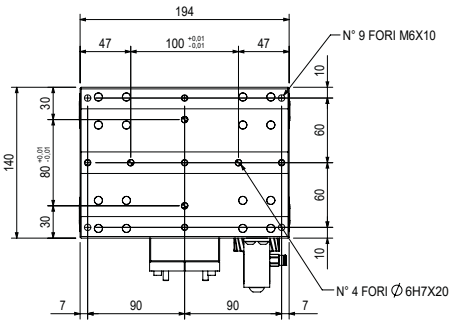

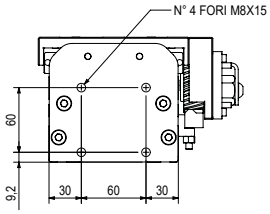

Tipologia interfaccia riduttore (2)
Gearbox interface type
Kit IF55

Accessori ***Accessories***	**Cinghia** ***Belt***	**Vite** ***Ballscrew***	**Cremagliera** ***Rack and pinion***
(1) Riduttore *Gearbox*	x	x	x
(2) Kit assiale *Axial kit*	x	x	x
(3) Calettatore *Keyless Locking Device*	x		x
(4) Albero di torsione *Torsion shaft*	x		x
(5) Carro aggiuntivo *Additional carriage*	x		x
(6) Giunto elastico *Elastic coupling*	x		
(7) Freno stazionamento *Standing brake*	x		
(8) Elemento fissaggio/tassello *Fastening/plug*	x	x	x
(9) Kit rinvio *Transfer box*	x	x	
(10) Supporto sensore/Camma *Sensor bracket/Cam*	x	x	x

Le Unità Damo sono disponibili con una vasta gamma di accessori e optional specifici concepiti per facilitare la realizzazione e installazione di sistemi monoasse e multiasse.

All Units are available with a wide range of accessories and specific options designed to simplify the construction and installation of single-axis and multi-axis systems.

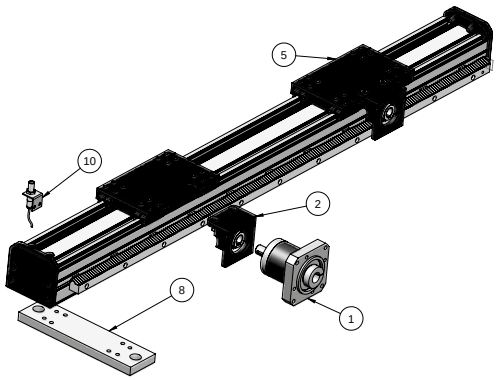

L'ufficio tecnico è a disposizione per la valutazione di applicazioni speciali e per analisi approfondite.
The technical department is available for the evaluation of special applications and for detailed analysis.

MODELLO / MODEL

AMR121CB

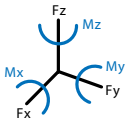

Sono rappresentate le deformazioni massime in condizioni isostatiche, in appoggio, con vincolo torsionale semplice e carico in mezzeria. La deformazione effettiva dipende dalle condizioni di vincolo e dalla combinazione di carico.

Maximum deflection in isostatic condition centrally loaded. Actual strain depends on constraint condition and load combination.

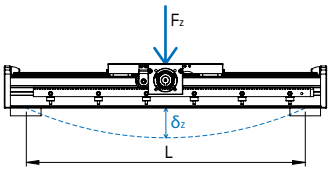

DEFORMAZIONE ELASTICA / ELASTIC DEFORMATION

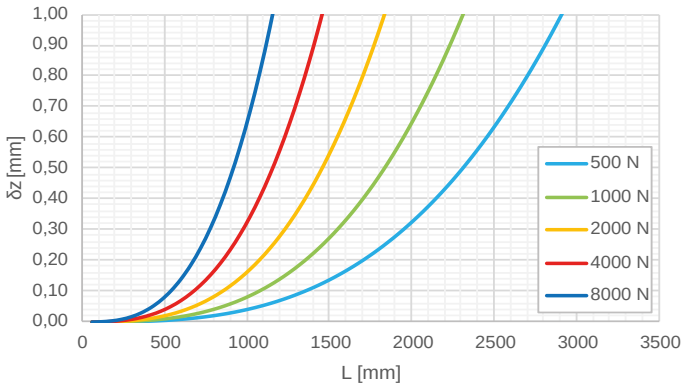

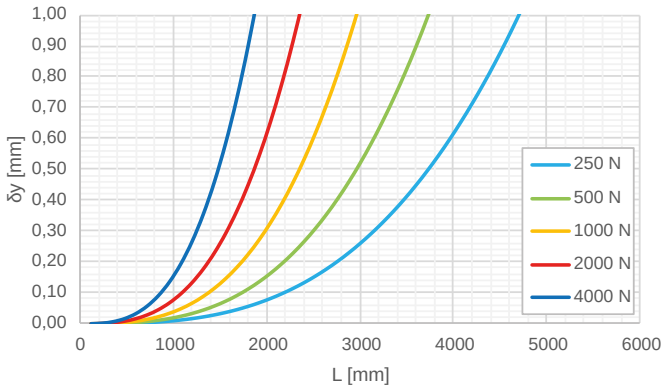

LIMITI STRUTTURALI /STRUTTURAL LIMITS

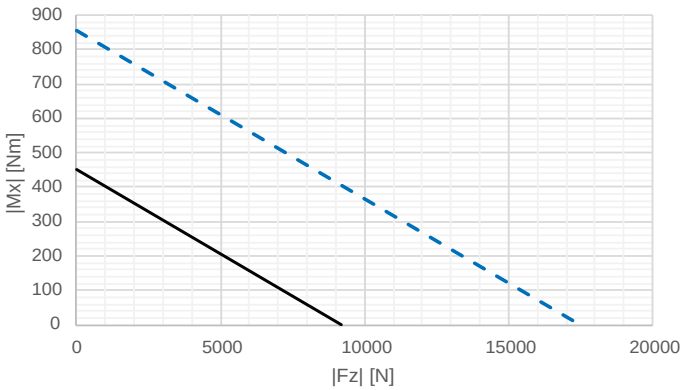

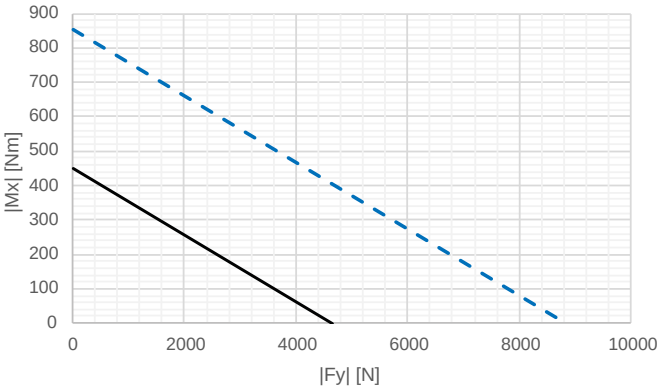

— Limite rottura a fatica: vita stimata superiore ai $10x10^6$ cicli col 99% probabilità. I grafici non possono essere combinati e valgono per: |Mx| <= 0.1 |My| e |Mx| <= 0.1 |Mz|.
Fatigue limit: estimated lifetime higher than $10x10^6$ cycles with 99% probability. Charts cannot be combined and are valid for: |Mx| <=0.1 |My| and |Mx| <=0.1 |Mz|.

--- Arresto d'emergenza max 100 volte nel corso della vita del prodotto.
Emergency stop max 100 times during service life.

Per casi di sollecitazione composta si faccia riferimento all'ufficio tecnico.
In case of combined stress contact our technical department.

MODELLO / MODEL

AMR121CB

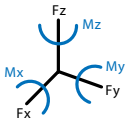

Sono rappresentate le deformazioni massime in condizioni isostatiche, con vincolo rigido e carico all'estremità. La deformazione effettiva dipende dalle condizioni di vincolo e dalla combinazione di carico.

Maximum deflection in an isostatic cantilever loaded condition. Actual strain depends on constraint condition and load combination.

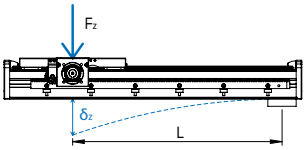

DEFORMAZIONE ELASTICA / ELASTIC DEFORMATION

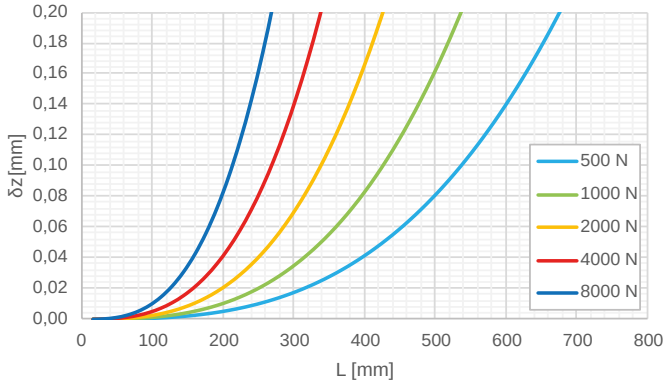

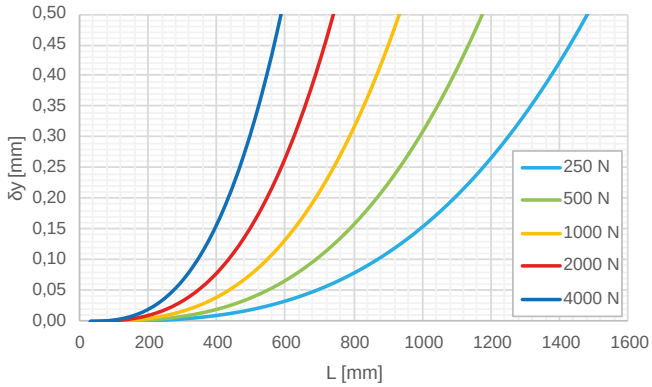

LIMITI STRUTTURALI /STRUCTURAL LIMITS

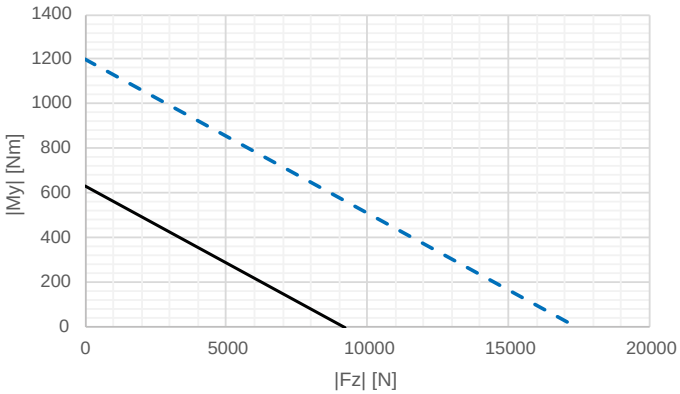

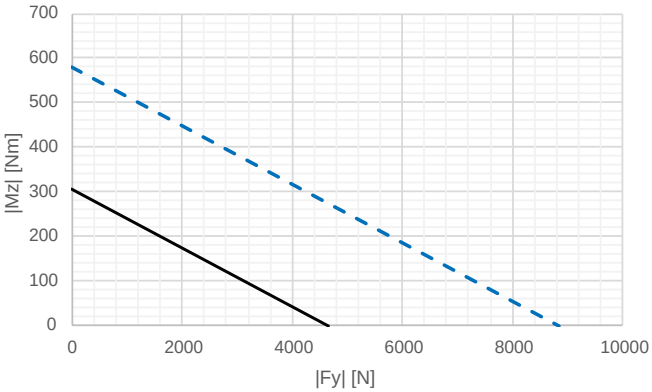

— Limite rottura a fatica: vita stimata superiore ai $10x10^6$ cicli col 99% probabilità. I grafici non possono essere combinati e valgono per: |Mx| <= 0.1 |My| e |Mx| <= 0.1 |Mz|.
Fatigue limit: estimated lifetime higher than $10x10^6$ cycles with 99% probability. Charts cannot be combined and are valid for: |Mx| <=0.1 |My| and |Mx| <=0.1 |Mz|.

--- Arresto d'emergenza max 100 volte nel corso della vita del prodotto.
Emergency stop max 100 times during service life.

Per casi di sollecitazione composta si faccia riferimento all'ufficio tecnico.
In case of combined stress contact our technical department.

MODELLO / MODEL

AMR121LB

INFORMAZIONI TECNICHE / TECHNICAL INFORMATION

Massa base unità (corsa zero) *Unit's base mass (zero stroke)*	[Kg]	9,5
Massa lineare unità *Unit's linear mass*	[Kg/100mm]	1,25
Massa carro *Carriage's mass*	[Kg]	4,5
Velocità massima* *Maximum velocity*	[m/s]	4
Ripetibilità a vuoto *Unloaded repeatability*	[mm]	± 0,023
Sviluppo pignone *Pinion primitive circumference*	[mm/giro]	149,975
Modulo ingranaggio *Gear module*	[-]	1,5
Tipo cremagliera** *Rack features*	Denti obliqui classe precisione Q6 *Helix tooth accuracy class Q6*	
Forza massima di avanzamento* *Maximum feed force*	[N]	2300
Momento principale d'inerzia Y *Principal moment of inertia Y*	[cm^4]	381
Momento principale d'inerzia Z *Principal moment of inertia Z*	[cm^4]	787

* I valori sono da considerarsi indicativi.
Prestazioni superiori sono possibili e vanno verificate col nostro ufficio tecnico.
Values should be considered as an indication.
Higher performance are possible. Please Contact our technical department.



CARICO MASSIMO AMMISSIBILE / MAXIMUM PERMISSIBLE LOAD

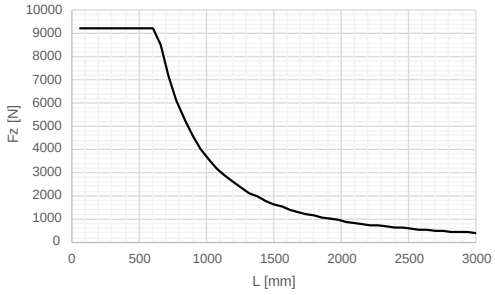

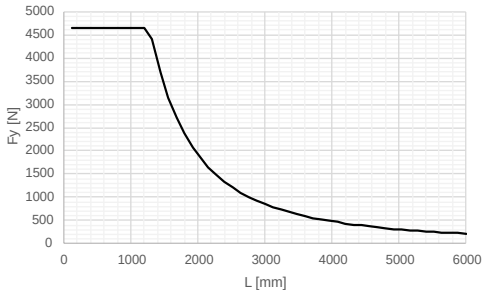

Sono rappresentati i carichi massimi applicabili in condizioni isostatiche, in appoggio, con vincolo torsionale semplice e carico in mezzeria.

Maximum load in isostatic condition centrally loaded.

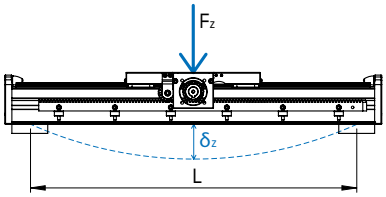

CARICO MASSIMO AMMISSIBILE / MAXIMUM PERMISSIBLE LOAD

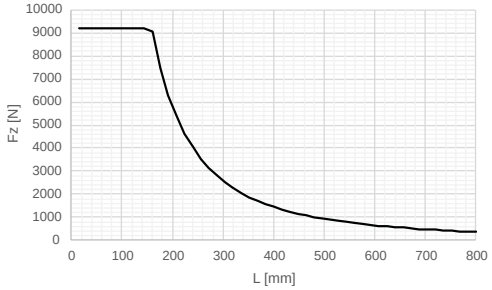

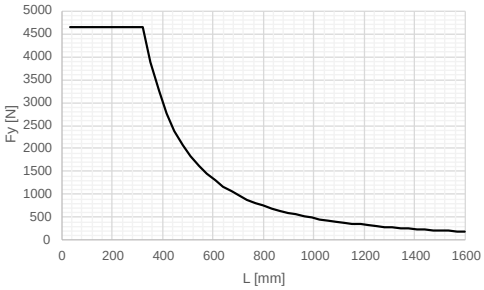

Sono rappresentati i carichi massimi applicabili in condizioni isostatiche, con vincolo rigido e carico all'estremità.

Maximum load in an isostatic cantilever loaded condition.

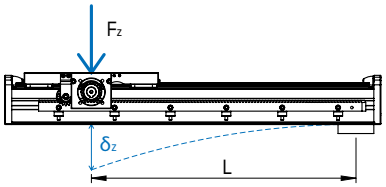

Si raccomanda di non superare i limiti dei grafici per non avere malfunzionamento dell'unità, peggioramento delle prestazioni o eccessiva usura.
We recommend not to exceed the maximum values to avoid lower performance, a reduced reliability and a big wear of the components.

DIMENSIONI / DIMENSIONS

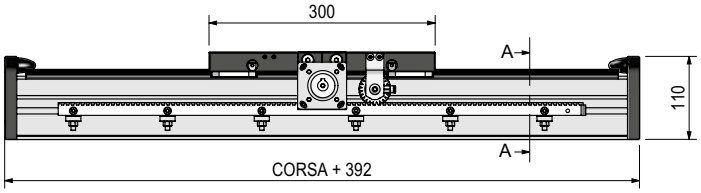

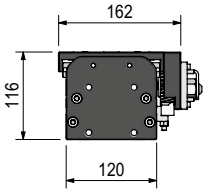

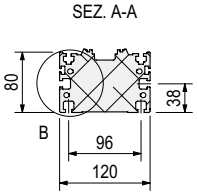

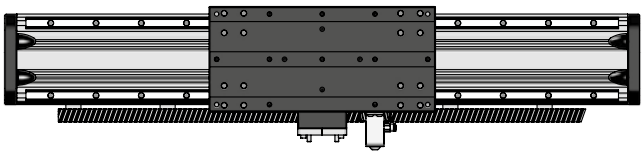

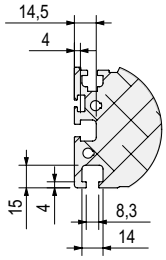

DET. B
SCALA 1 : 5

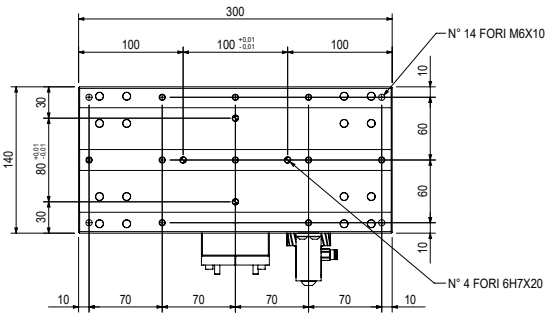

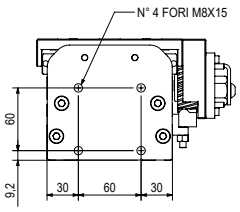

Tipologia interfaccia riduttore (2)
Gearbox interface type
Kit IF55

Accessori ***Accessories***	**Cinghia** ***Belt***	**Vite** ***Ballscrew***	**Cremagliera** ***Rack and pinion***
(1) Riduttore *Gearbox*	x	x	x
(2) Kit assiale *Axial kit*	x	x	x
(3) Calettatore *Keyless Locking Device*	x		x
(4) Albero di torsione *Torsion shaft*	x		x
(5) Carro aggiuntivo *Additional carriage*	x		x
(6) Giunto elastico *Elastic coupling*	x		
(7) Freno stazionamento *Standing brake*	x		
(8) Elemento fissaggio/tassello *Fastening/plug*	x	x	x
(9) Kit rinvio *Transfer box*	x	x	
(10) Supporto sensore/Camma *Sensor bracket/Cam*	x	x	x

Le Unità Damo sono disponibili con una vasta gamma di accessori e optional specifici concepiti per facilitare la realizzazione e installazione di sistemi monoasse e multiasse.

All Units are available with a wide range of accessories and specific options designed to simplify the construction and installation of single-axis and multi-axis systems.

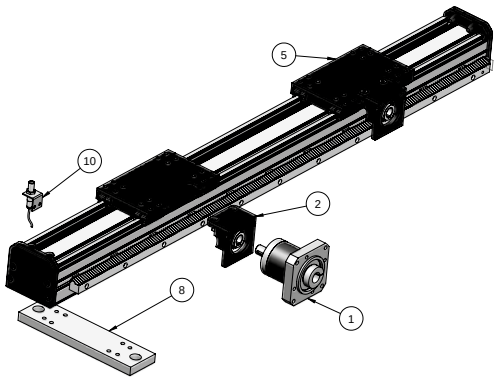

L'ufficio tecnico è a disposizione per la valutazione di applicazioni speciali e per analisi approfondite.
The technical department is available for the evaluation of special applications and for detailed analysis.

MODELLO / MODEL

AMR121LB

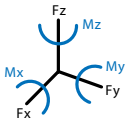

Sono rappresentate le deformazioni massime in condizioni isostatiche, in appoggio, con vincolo torsionale semplice e carico in mezzeria. La deformazione effettiva dipende dalle condizioni di vincolo e dalla combinazione di carico.

Maximum deflection in isostatic condition centrally loaded. Actual strain depends on constraint condition and load combination.

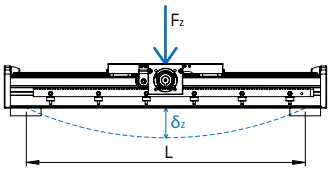

DEFORMAZIONE ELASTICA / ELASTIC DEFORMATION

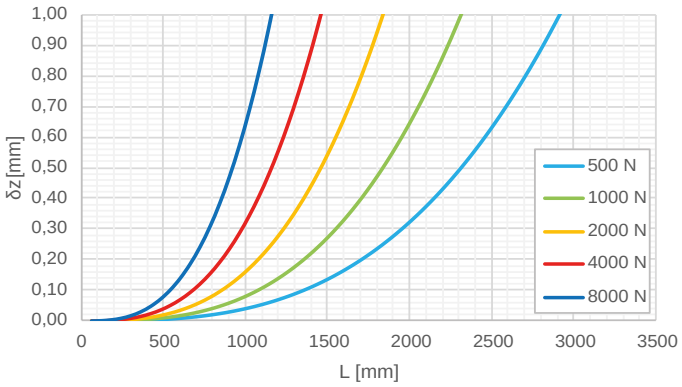

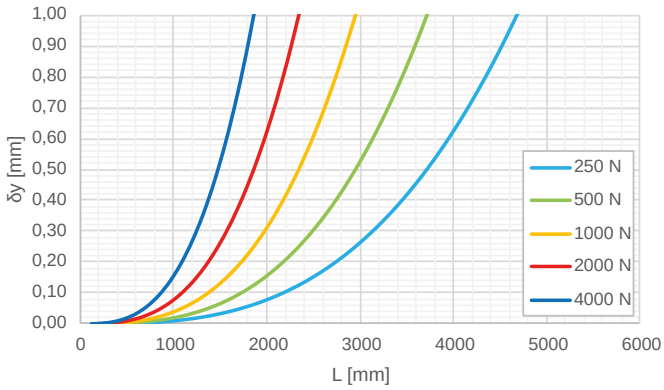

LIMITI STRUTTURALI /STRUTTURAL LIMITS

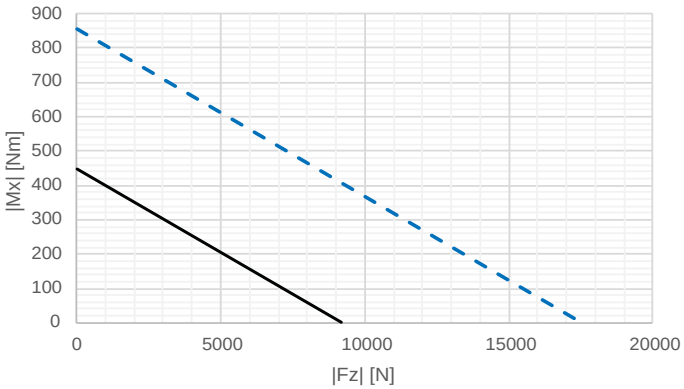

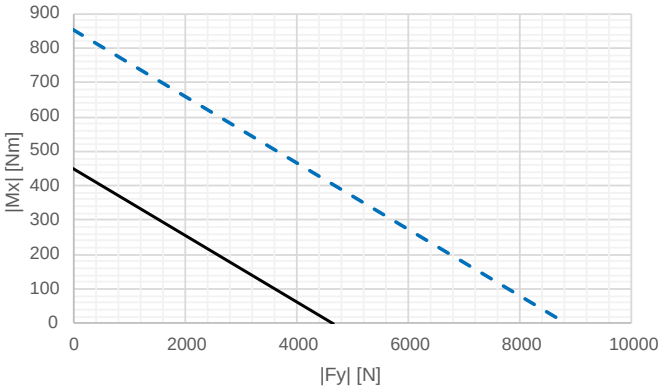

— Limite rottura a fatica: vita stimata superiore ai $10x10^6$ cicli col 99% probabilità. I grafici non possono essere combinati e valgono per: |Mx| <= 0.1 |My| e |Mx| <= 0.1 |Mz|.
Fatigue limit: estimated lifetime higher than $10x10^6$ cycles with 99% probability. Charts cannot be combined and are valid for: |Mx| <=0.1 |My| and |Mx| <=0.1 |Mz|.

--- Arresto d'emergenza max 100 volte nel corso della vita del prodotto.
Emergency stop max 100 times during service life.

Per casi di sollecitazione composta si faccia riferimento all'ufficio tecnico.
In case of combined stress contact our technical department.

MODELLO / MODEL

AMR121LB

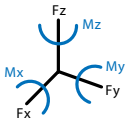

Sono rappresentate le deformazioni massime in condizioni isostatiche, con vincolo rigido e carico all'estremità. La deformazione effettiva dipende dalle condizioni di vincolo e dalla combinazione di carico.

Maximum deflection in an isostatic cantilever loaded condition. Actual strain depends on constraint condition and load combination.

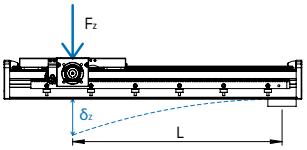

DEFORMAZIONE ELASTICA / ELASTIC DEFORMATION

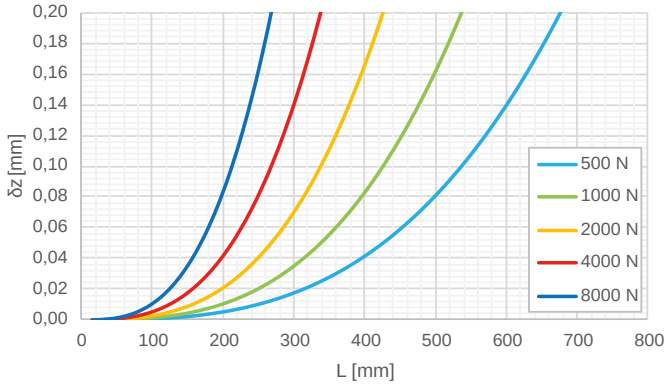

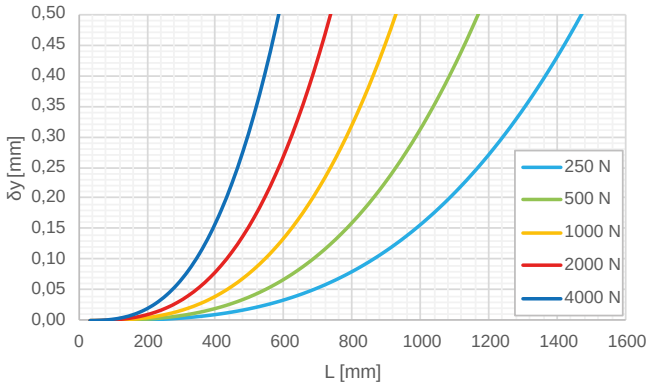

LIMITI STRUTTURALI /STRUCTURAL LIMITS

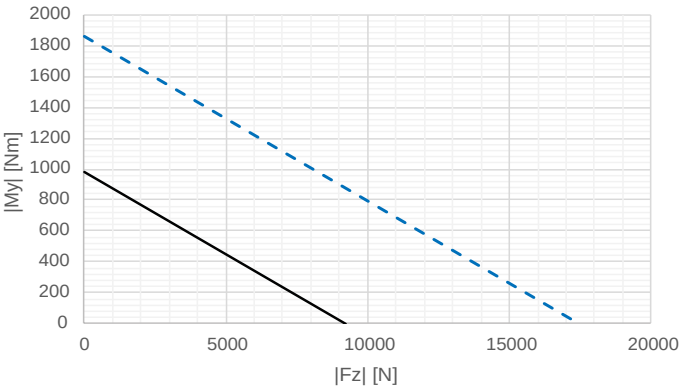

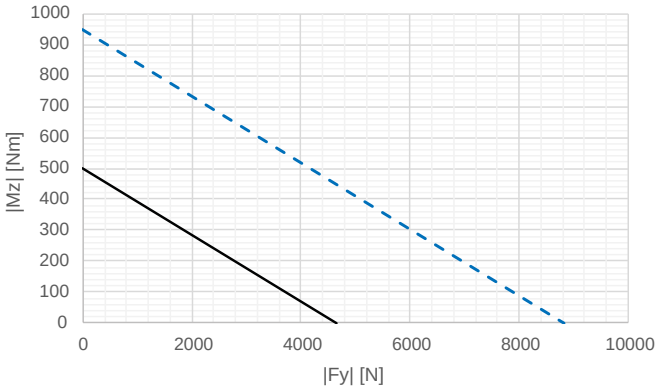

— Limite rottura a fatica: vita stimata superiore ai $10x10^6$ cicli col 99% probabilità. I grafici non possono essere combinati e valgono per: |Mx| <= 0.1 |My| e |Mx| <= 0.1 |Mz|.
Fatigue limite: estimated lifetime higher than $10x10^6$ cycles with 99% probability. Charts cannot be combined and are valid for: |Mx| <=0.1 |My| and |Mx| <=0.1 |Mz|.

--- Arresto d'emergenza max 100 volte nel corso della vita del prodotto.
Emergency stop max 100 times during service life.

Per casi di sollecitazione composta si faccia riferimento all'ufficio tecnico.
In case of combined stress contact our technical department.

MODELLO / MODEL

AMR200FBS

INFORMAZIONI TECNICHE / TECHNICAL INFORMATION

Massa base unità (corsa zero) *Unit's base mass (zero stroke)*	[Kg]	33,15
Massa lineare unità *Unit's linear mass*	[Kg/100mm]	3,1
Massa carro *Carriage's mass*	[Kg]	12,65
Velocità massima* *Maximum velocity*	[m/s]	4
Ripetibilità a vuoto *Unloaded repeatability*	[mm]	± 0,023
Sviluppo pignone *Pinion primitive circumference*	[mm/giro]	219,990
Modulo ingranaggio *Gear module*	[-]	3
Tipo cremagliera** *Rack features*	Denti obliqui classe precisione Q6 *Helix tooth accuracy class Q6*	
Forza massima di avanzamento* *Maximum feed force*	[N]	8000
Momento principale d'inerzia Y *Principal moment of inertia Y*	[cm^4]	5657
Momento principale d'inerzia Z *Principal moment of inertia Z*	[cm^4]	6787

* I valori sono da considerarsi indicativi.
Prestazioni superiori sono possibili e vanno verificate col nostro ufficio tecnico.
Values should be considered as an indication.
Higher performance are possible. Please Contact our technical department.



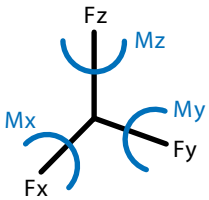

CARICO MASSIMO AMMISSIBILE / MAXIMUM PERMISSIBLE LOAD

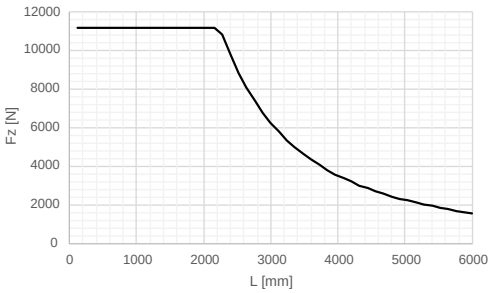

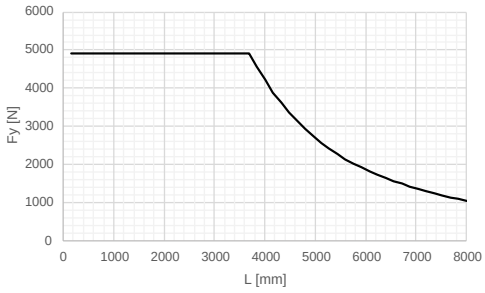

Sono rappresentati i carichi massimi applicabili in condizioni isostatiche, in appoggio, con vincolo torsionale semplice e carico in mezzeria.

Maximum load in isostatic condition centrally loaded.

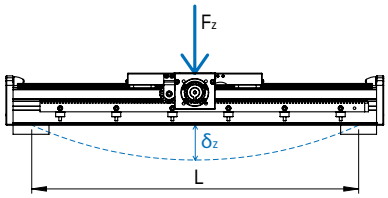

CARICO MASSIMO AMMISSIBILE / MAXIMUM PERMISSIBLE LOAD

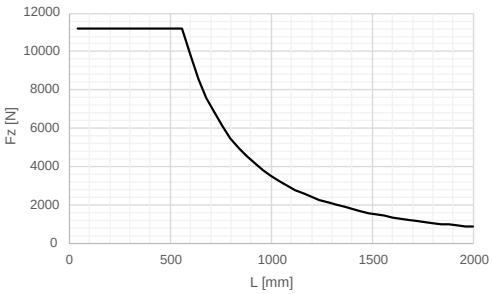

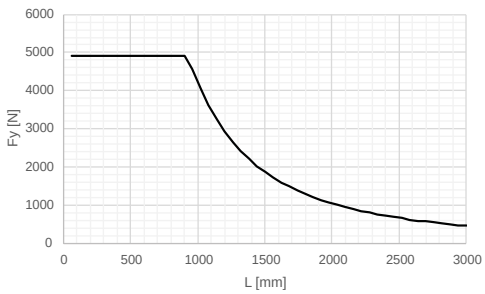

Sono rappresentati i carichi massimi applicabili in condizioni isostatiche, con vincolo rigido e carico all'estremità.

Maximum load in an isostatic cantilever loaded condition.

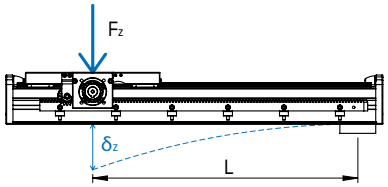

Si raccomanda di non superare i limiti dei grafici per non avere malfunzionamento dell'unità, peggioramento delle prestazioni o eccessiva usura.
We recommend not to exceed the maximum values to avoid lower performance, a reduced reliability and a big wear of the components.

DIMENSIONI / DIMENSIONS

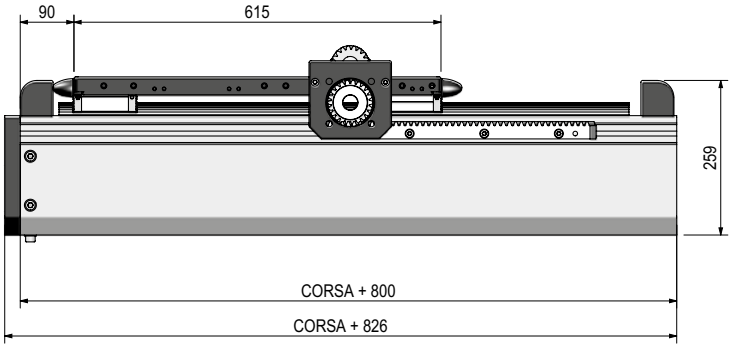

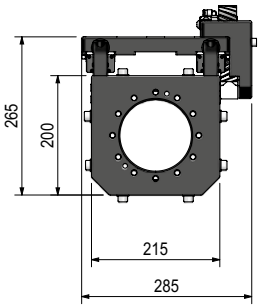

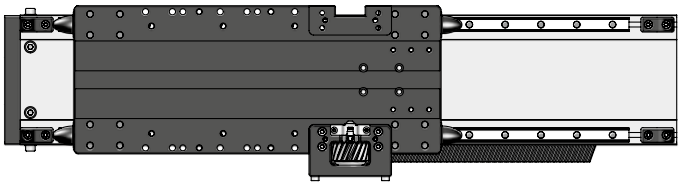

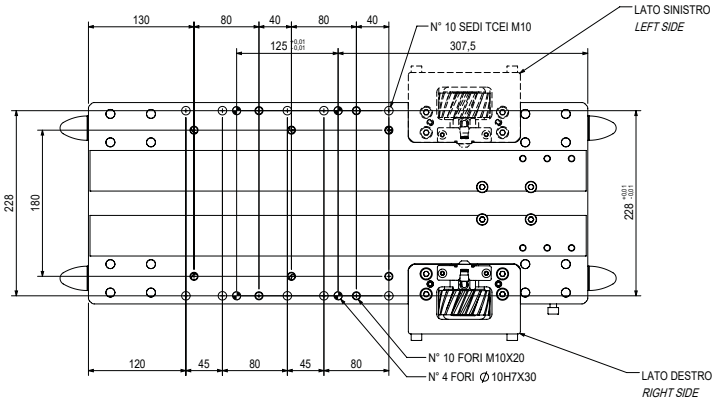

Tipologia interfaccia riduttore (2)
Gearbox interface type
Kit IF80

Accessori ***Accessories***	**Cinghia** ***Belt***	**Vite** ***Ballscrew***	**Cremagliera** ***Rack and pinion***
(1) Riduttore *Gearbox*	x	x	x
(2) Kit assiale *Axial kit*	x	x	x
(3) Calettatore *Keyless Locking Device*	x		x
(4) Albero di torsione *Torsion shaft*	x		x
(5) Carro aggiuntivo *Additional carriage*	x		x
(6) Giunto elastico *Elastic coupling*	x		
(7) Freno stazionamento *Standing brake*	x		
(8) Elemento fissaggio/tassello *Fastening/plug*	x	x	x
(9) Kit rinvio *Transfer box*	x	x	
(10) Supporto sensore/Camma *Sensor bracket/Cam*	x	x	x

Le Unità Damo sono disponibili con una vasta gamma di accessori e optional specifici concepiti per facilitare la realizzazione e installazione di sistemi monoasse e multiasse.

All Units are available with a wide range of accessories and specific options designed to simplify the construction and installation of single-axis and multi-axis systems.

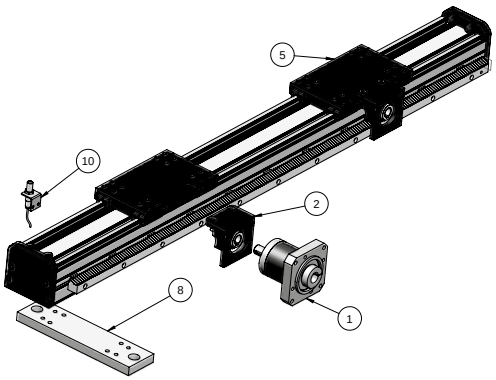

L'ufficio tecnico è a disposizione per la valutazione di applicazioni speciali e per analisi approfondite.
The technical department is available for the evaluation of special applications and for detailed analysis.

MODELLO / MODEL

AMR200FBS

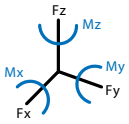

Sono rappresentate le deformazioni massime in condizioni isostatiche, in appoggio, con vincolo torsionale semplice e carico in mezzeria. La deformazione effettiva dipende dalle condizioni di vincolo e dalla combinazione di carico.

Maximum deflection in isostatic condition centrally loaded. Actual strain depends on constraint condition and load combination.

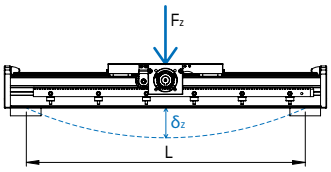

DEFORMAZIONE ELASTICA / ELASTIC DEFORMATION

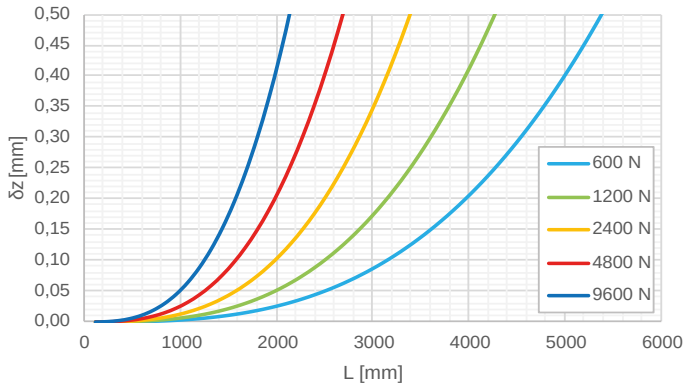

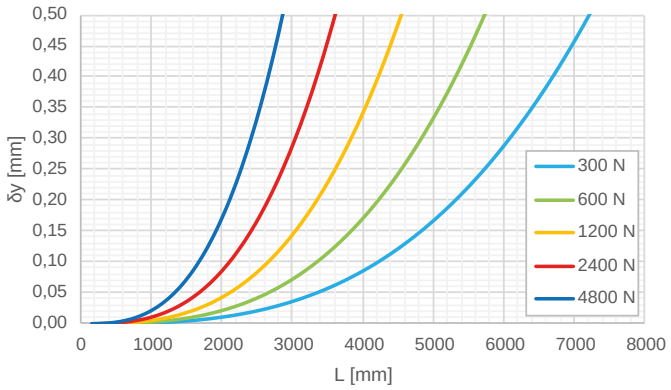

LIMITI STRUTTURALI /STRUTTURAL LIMITS

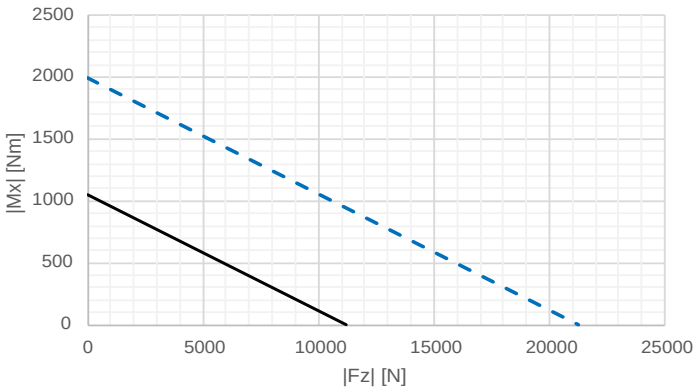

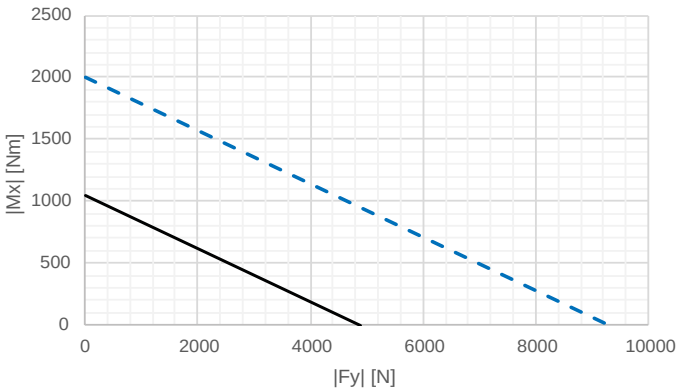

— Limite rottura a fatica: vita stimata superiore ai $10x10^6$ cicli col 99% probabilità. I grafici non possono essere combinati e valgono per: |Mx| <= 0.1 |My| e |Mx| <= 0.1 |Mz|.
Fatigue limit: estimated lifetime higher than $10x10^6$ cycles with 99% probability. Charts cannot be combined and are valid for: |Mx| <=0.1 |My| and |Mx| <=0.1 |Mz|.

--- Arresto d'emergenza max 100 volte nel corso della vita del prodotto.
Emergency stop max 100 times during service life.

Per casi di sollecitazione composta si faccia riferimento all'ufficio tecnico.
In case of combined stress contact our technical department.

MODELLO / MODEL

AMR200FBS



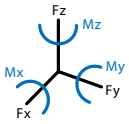

Sono rappresentate le deformazioni massime in condizioni isostatiche, con vincolo rigido e carico all'estremità. La deformazione effettiva dipende dalle condizioni di vincolo e dalla combinazione di carico.

Maximum deflection in an isostatic cantilever loaded condition. Actual strain depends on constraint condition and load combination.

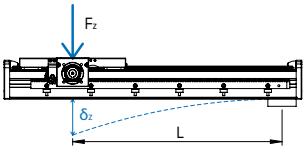

DEFORMAZIONE ELASTICA / ELASTIC DEFORMATION

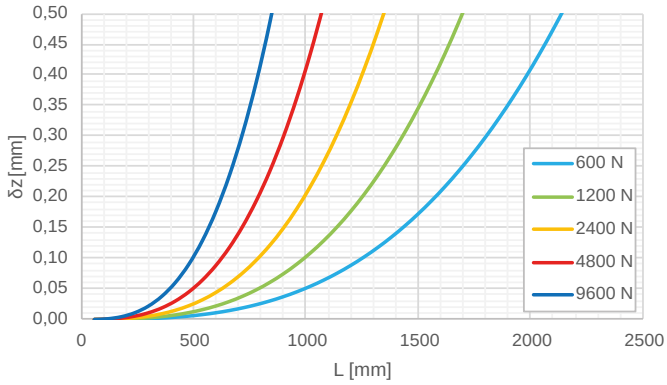

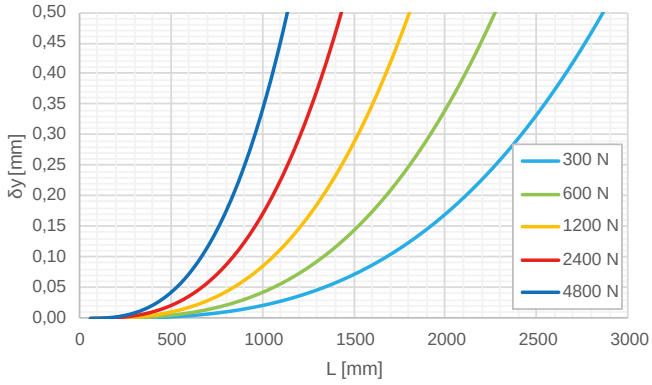

LIMITI STRUTTURALI /STRUCTURAL LIMITS

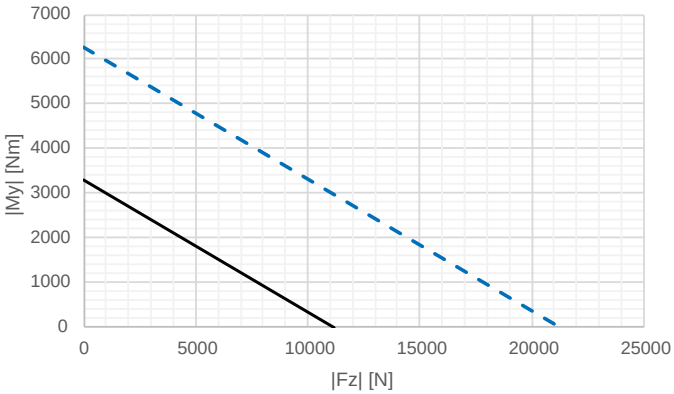

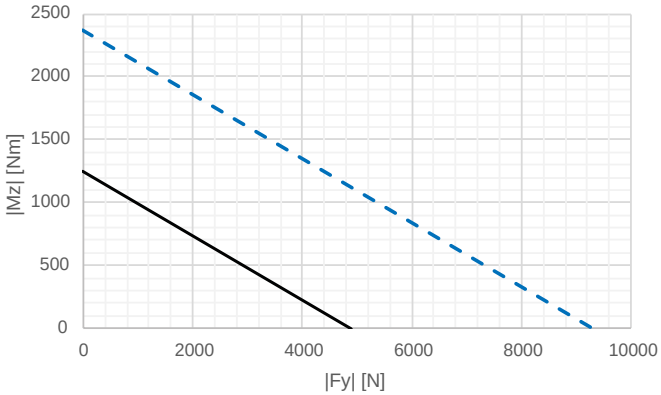

— Limite rottura a fatica: vita stimata superiore ai $10x10^6$ cicli col 99% probabilità. I grafici non possono essere combinati e valgono per: |Mx| <= 0.1 |My| e |Mx| <= 0.1 |Mz|.
Fatigue limit: estimated lifetime higher than $10x10^6$ cycles with 99% probability. Charts cannot be combined and are valid for: |Mx| <=0.1 |My| and |Mx| <=0.1 |Mz|.

--- Arresto d'emergenza max 100 volte nel corso della vita del prodotto.
Emergency stop max 100 times during service life.

Per casi di sollecitazione composta si faccia riferimento all'ufficio tecnico.
In case of combined stress contact our technical department.

CODIFICA UNITÀ LINEARI
TYPE CODES

AMR	204	FBS	01500	-	D	M4	Q7	-	XX

TIPO UNITÀ / MODEL

AMR	Unità lineare a cremagliera *Rack and pinion linear unit*

TAGLIA / SIZE

204	Profilo larghezza 200 mm *Profile width 200 mm*

TIPOLOGIA CARRO PER UNITÀ AMR204
CARRIAGE TYPE FOR AMR204

FBS	Carro standard fisso biguida laterale e profilo mobile *Fixed standard carriage with lateral dual guide rail and mobile profile*

CORSA UTILE UNITÀ (mm) / EFFECTIVE STROKE (mm)

TIPOLOGIA DENTI CREMAGLIERA
RACK TYPE

D	Denti dritti *Straight teeth*

MODULO CREMAGLIERA PER UNITÀ AMR204
RACK MODULE FOR MODEL AMR204

M4	Modulo cremagliera M4 *Rack module M4*

QUALITÀ CREMAGLIERA
RACK QUALITY CLASS

Q7	Errore passo -0,008/0,008 mm | Errore totale -0,035/0,035 al mt *Pitch error -0,008/0,008 mm | Total error -0,035/0,035 x mt*

TIPOLOGIA CONFIGURAZIONE / CONFIGURATION TYPE

A	Configurazione standard *Standard configuration*
C	Configurazione personalizzata *Custom configuration*

MODELLO / MODEL

AMR204FBS

INFORMAZIONI TECNICHE / TECHNICAL INFORMATION

Massa base unità (corsa zero) *Unit's base mass (zero stroke)*	[Kg]	49,5
Massa lineare unità *Unit's linear mass*	[Kg/100mm]	3,6
Massa carro *Carriage's mass*	[Kg]	18,3
Velocità massima* *Maximum velocity*	[m/s]	4
Ripetibilità a vuoto *Unloaded repeatability*	[mm]	± 0,023
Sviluppo pignone *Pinion primitive circumference*	[mm/giro]	238.761
Modulo ingranaggio *Gear module*	[-]	4
Tipo cremagliera** *Rack features*	Denti obliqui classe precisione Q7 *Helix tooth accuracy class Q7*	
Forza massima di avanzamento* *Maximum feed force*	[N]	16800
Momento principale d'inerzia Y *Principal moment of inertia Y*	[cm⁴]	5657
Momento principale d'inerzia Z *Principal moment of inertia Z*	[cm⁴]	6787

* I valori sono da considerarsi indicativi.
Prestazioni superiori sono possibili e vanno verificate col nostro ufficio tecnico.
Values should be considered as an indication.
Higher performance are possible. Please Contact our technical department.

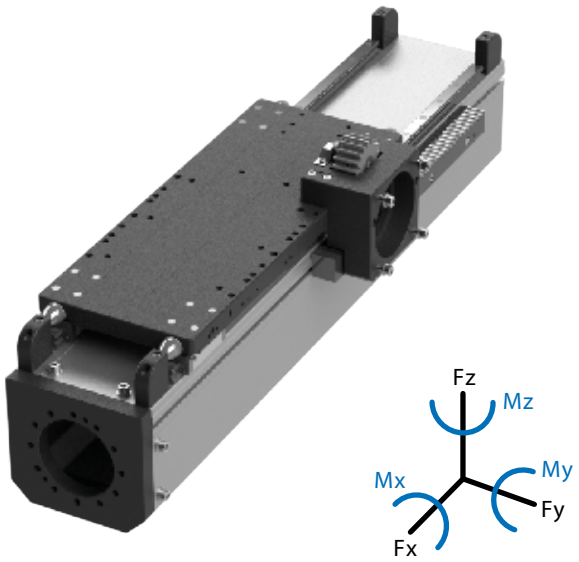

CARICO MASSIMO AMMISSIBILE / MAXIMUM PERMISSIBLE LOAD

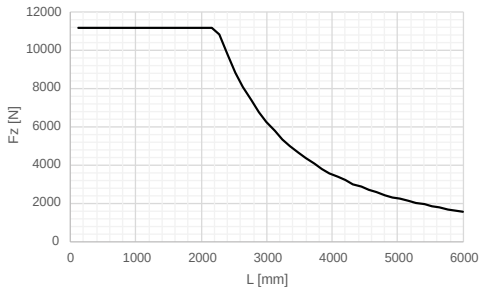

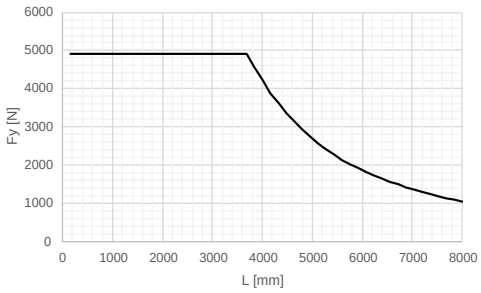

Sono rappresentati i carichi massimi applicabili in condizioni isostatiche, in appoggio, con vincolo torsionale semplice e carico in mezzeria.

Maximum load in isostatic condition centrally loaded.

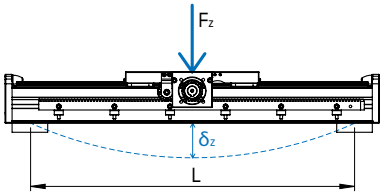

CARICO MASSIMO AMMISSIBILE / MAXIMUM PERMISSIBLE LOAD

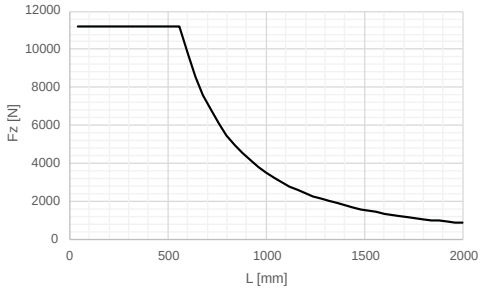

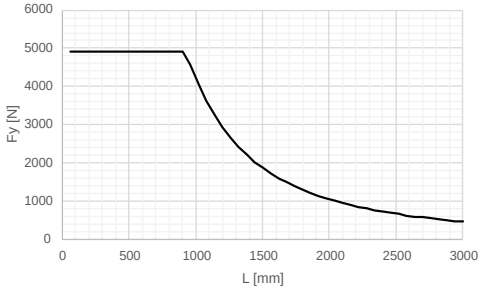

Sono rappresentati i carichi massimi applicabili in condizioni isostatiche, con vincolo rigido e carico all'estremità.

Maximum load in an isostatic cantilever loaded condition.

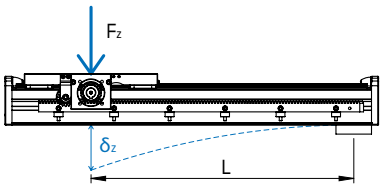

Si raccomanda di non superare i limiti dei grafici per non avere malfunzionamento dell'unità, peggioramento delle prestazioni o eccessiva usura.
We recommend not to exceed the maximum values to avoid lower performance, a reduced reliability and a big wear of the components.

DIMENSIONI / DIMENSIONS

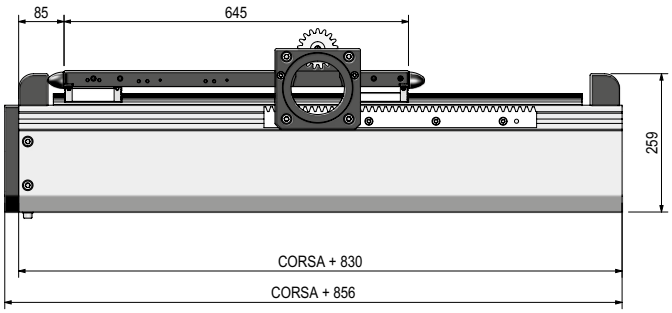

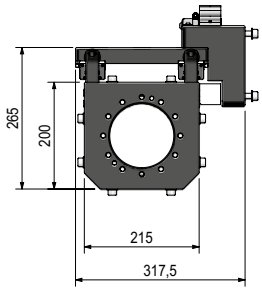

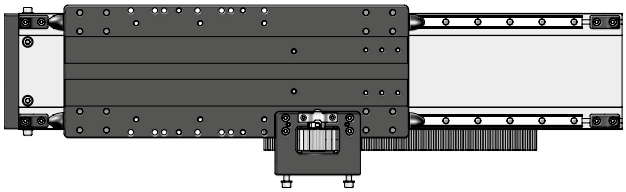

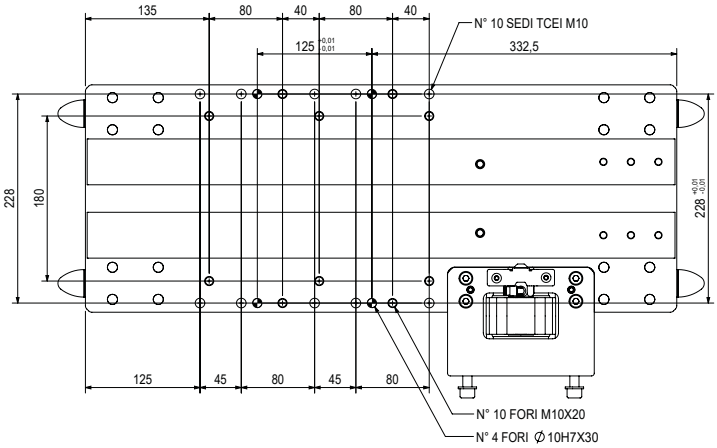

Tipologia interfaccia riduttore (2)
Gearbox interface type
Kit IF60

Accessori ***Accessories***	**Cinghia** ***Belt***	**Vite** ***Ballscrew***	**Cremagliera** ***Rack and pinion***
(1) Riduttore *Gearbox*	x	x	x
(2) Kit assiale *Axial kit*	x	x	x
(3) Calettatore *Keyless Locking Device*	x		x
(4) Albero di torsione *Torsion shaft*	x		x
(5) Carro aggiuntivo *Additional carriage*	x		x
(6) Giunto elastico *Elastic coupling*	x		
(7) Freno stazionamento *Standing brake*	x		
(8) Elemento fissaggio/tassello *Fastening/plug*	x	x	x
(9) Kit rinvio *Transfer box*	x	x	
(10) Supporto sensore/Camma *Sensor bracket/Cam*	x	x	x

Le Unità Damo sono disponibili con una vasta gamma di accessori e optional specifici concepiti per facilitare la realizzazione e installazione di sistemi monoasse e multiasse.

All Units are available with a wide range of accessories and specific options designed to simplify the construction and installation of single-axis and multi-axis systems.

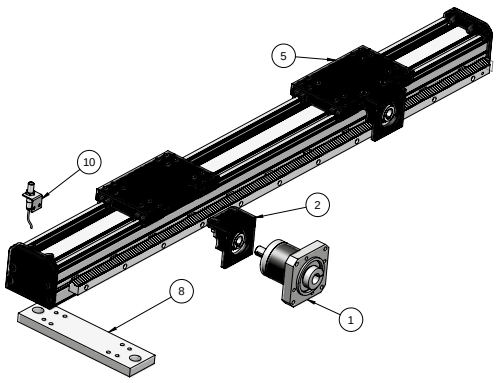

L'ufficio tecnico è a disposizione per la valutazione di applicazioni speciali e per analisi approfondite.
The technical department is available for the evaluation of special applications and for detailed analysis.

MODELLO / MODEL

AMR204FBS

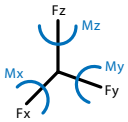

Sono rappresentate le deformazioni massime in condizioni isostatiche, in appoggio, con vincolo torsionale semplice e carico in mezzeria. La deformazione effettiva dipende dalle condizioni di vincolo e dalla combinazione di carico.

Maximum deflection in isostatic condition centrally loaded. Actual strain depends on constraint condition and load combination.

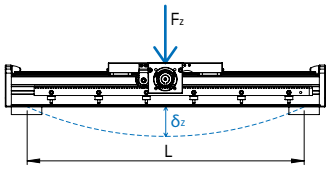

DEFORMAZIONE ELASTICA / ELASTIC DEFORMATION

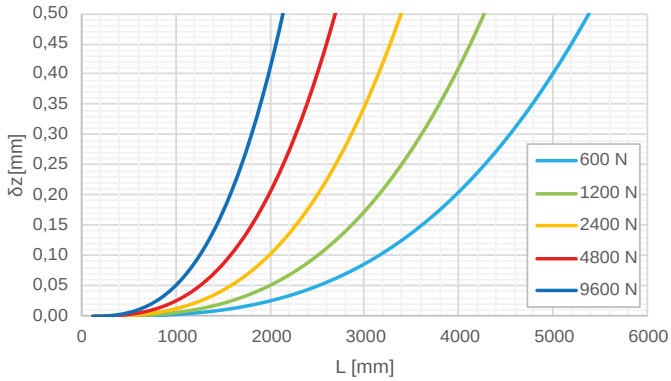

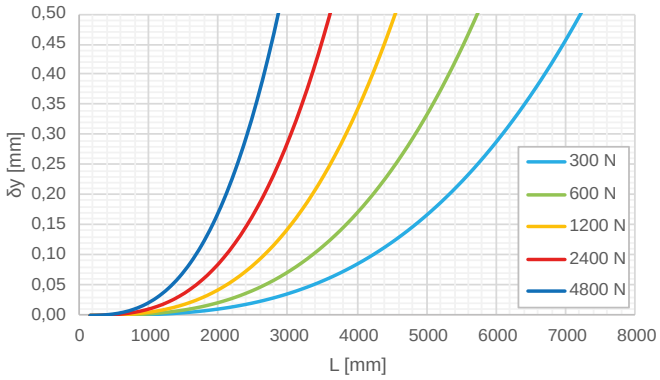

LIMITI STRUTTURALI /STRUCTURAL LIMITS

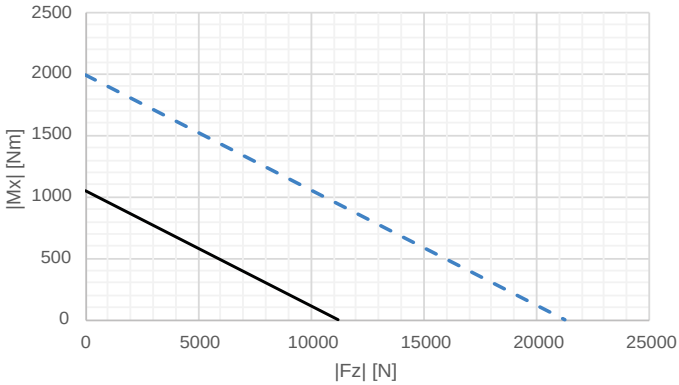

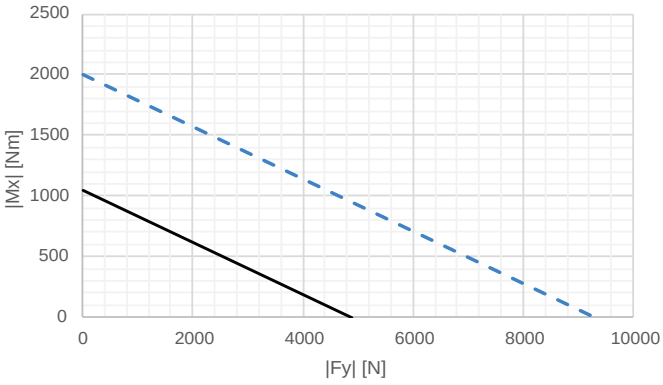

— Limite rottura a fatica: vita stimata superiore ai $10x10^6$ cicli col 99% probabilità. I grafici non possono essere combinati e valgono per: |Mx| <= 0.1 |My| e |Mx| <= 0.1 |Mz|.
Fatigue limit: estimated lifetime higher than $10x10^6$ cycles with 99% probability. Charts cannot be combined and are valid for: |Mx| <=0.1 |My| and |Mx| <=0.1 |Mz|.

--- Arresto d'emergenza max 100 volte nel corso della vita del prodotto.
Emergency stop max 100 times during service life.

Per casi di sollecitazione composta si faccia riferimento all'ufficio tecnico.
In case of combined stress contact our technical department.

MODELLO / MODEL

AMR204FBS

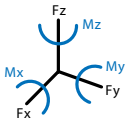

Sono rappresentate le deformazioni massime in condizioni isostatiche, con vincolo rigido e carico all'estremità. La deformazione effettiva dipende dalle condizioni di vincolo e dalla combinazione di carico.

Maximum deflection in an isostatic cantilever loaded condition. Actual strain depends on constraint condition and load combination.

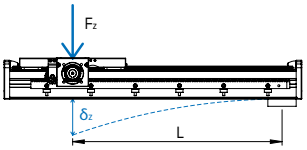

DEFORMAZIONE ELASTICA / ELASTIC DEFORMATION

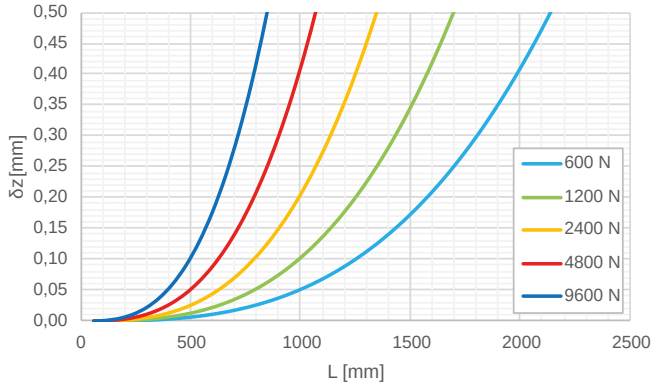

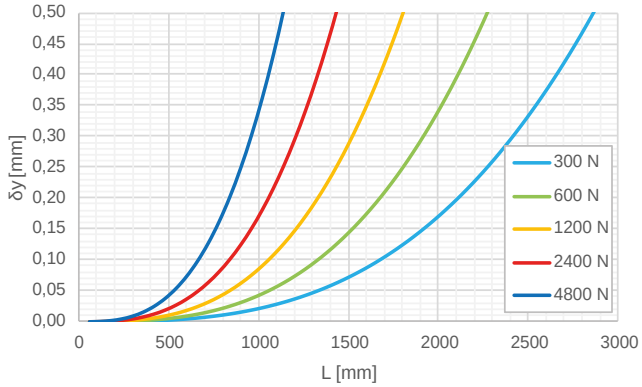

LIMITI STRUTTURALI /STRUCTURAL LIMITS

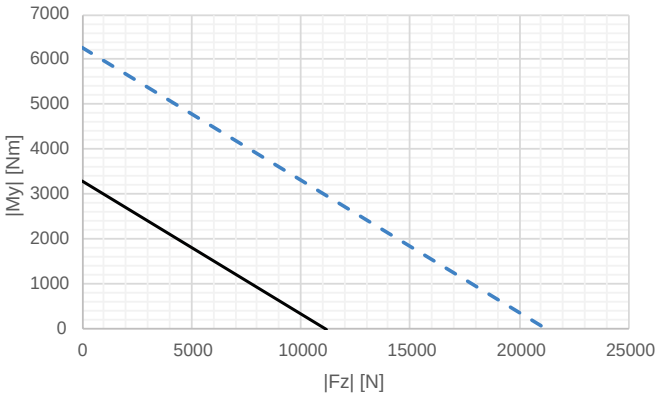

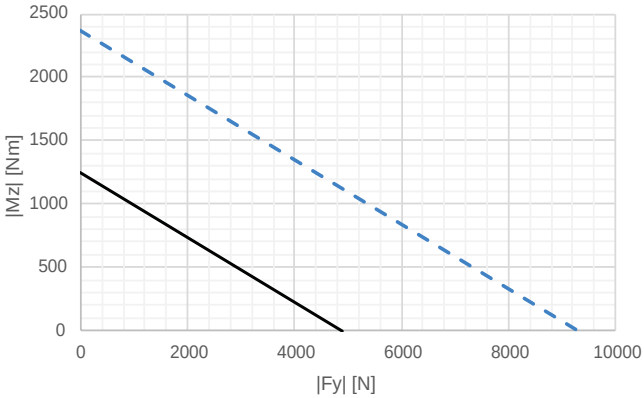

— Limite rottura a fatica: vita stimata superiore ai $10x10^6$ cicli col 99% probabilità. I grafici non possono essere combinati e valgono per: |Mx| <= 0.1 |My| e |Mx| <= 0.1 |Mz|.
Fatigue limit: estimated lifetime higher than $10x10^6$ cycles with 99% probability. Charts cannot be combined and are valid for: |Mx| <=0.1 |My| and |Mx| <=0.1 |Mz|.

--- Arresto d'emergenza max 100 volte nel corso della vita del prodotto.
Emergency stop max 100 times during service life.

Per casi di sollecitazione composta si faccia riferimento all'ufficio tecnico.
In case of combined stress contact our technical department.

CODIFICA UNITÀ LINEARI
TYPE CODES

AMR	182	LL	01500	-	E	M2	Q6	-	XX

TIPO UNITÀ / MODEL

AMR	Unità lineare a cremagliera *Rack and pinion linear unit*

TAGLIA / SIZE

180	Profilo larghezza 180 mm *Profile width 180 mm*
181	Profilo larghezza 180 mm *Profile width 180 mm*
182	Profilo larghezza 180 mm *Profile width 180 mm*
183	Profilo larghezza 180 mm *Profile width 180 mm*

TIPOLOGIA CARRO PER UNITÀ AMR180
CARRIAGE TYPE FOR AMR180

LO	Carro lungo biguida ortogonale *Long carriage with orthogonal dual guide rail*

TIPOLOGIA CARRO PER UNITÀ AMR181
CARRIAGE TYPE FOR AMR181

CB	Carro corto biguida *Short carriage with dual guide rail*

TIPOLOGIA CARRO PER UNITÀ AMR182 - 183
CARRIAGE TYPE FOR AMR182 – AMR183

CL	Carro corto biguida laterale (disponibile solo per AMR183) *Short carriage with lateral dual guide rail (available only for AMR183)*
LL	Carro lungo biguida laterale *Long carriage with lateral dual guide rail*

CORSA UTILE UNITÀ (mm) / EFFECTIVE STROKE (MM)

TIPOLOGIA DENTI CREMAGLIER / RACK TYPE

E	Denti inclinati *Helix tooth*

MODULO CREMAGLIERA PER UNITÀ AMR181
RACK MODULE FOR MODEL AMR181

M1,5	Modulo cremagliera M1,5 *Rack module M1,5*

MODULO CREMAGLIERA PER UNITÀ AMR180 - 182
RACK MODULE FOR MODEL AMR180 - 182

M2	Modulo cremagliera M2 *Rack module M2*

MODULO CREMAGLIERA PER UNITÀ AMR183
RACK MODULE FOR MODEL AMR183

M3	Modulo cremagliera M3 *Rack module M3*

QUALITÀ CREMAGLIERA
RACK QUALITY CLASS

Q6	Errore passo -0,008/0,008 mm | Errore totale -0,035/0,035 al mt *Pitch error -0,008/0,008 mm | Total error -0,035/0,035 x mt*

TIPOLOGIA CONFIGURAZIONE / CONFIGURATION TYPE

A	Configurazione standard *Standard configuration*
C	Configurazione personalizzata *Custom configuration*

MODELLO / MODEL

AMR180LO

INFORMAZIONI TECNICHE / TECHNICAL INFORMATION

Massa base unità (corsa zero) *Unit's base mass (zero stroke)*	[Kg]	18,2
Massa lineare unità *Unit's linear mass*	[Kg/100mm]	1,95
Massa carro *Carriage's mass*	[Kg]	7,75
Velocità massima* *Maximum velocity*	[m/s]	4
Ripetibilità a vuoto *Unloaded repeatability*	[mm]	± 0,023
Sviluppo pignone *Pinion primitive circumference*	[mm/giro]	146,661
Modulo ingranaggio *Gear module*	[-]	2
Tipo cremagliera** *Rack features*	Denti obliqui classe precisione Q6 *Helix tooth accuracy class Q6*	
Forza massima di avanzamento* *Maximum feed force*	[N]	4300
Momento principale d'inerzia Y *Principal moment of inertia Y*	[cm^4]	943
Momento principale d'inerzia Z *Principal moment of inertia Z*	[cm^4]	3194

* I valori sono da considerarsi indicativi.
Prestazioni superiori sono possibili e vanno verificate col nostro ufficio tecnico.
Values should be considered as an indication.
Higher performance are possible. Please Contact our technical department.



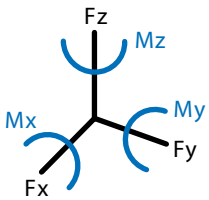

CARICO MASSIMO AMMISSIBILE / MAXIMUM PERMISSIBLE LOAD

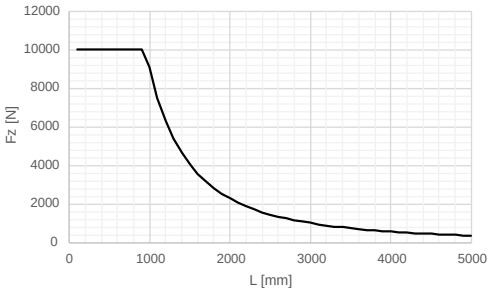

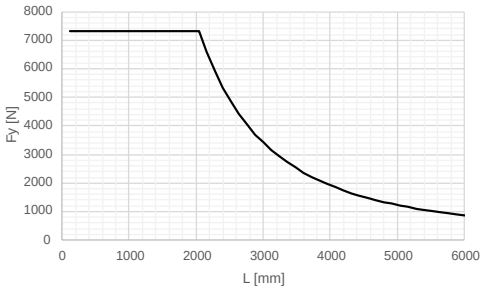

Sono rappresentati i carichi massimi applicabili in condizioni isostatiche, in appoggio, con vincolo torsionale semplice e carico in mezzeria.

Maximum load in isostatic condition centrally loaded.

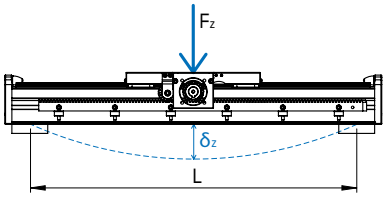

CARICO MASSIMO AMMISSIBILE / MAXIMUM PERMISSIBLE LOAD

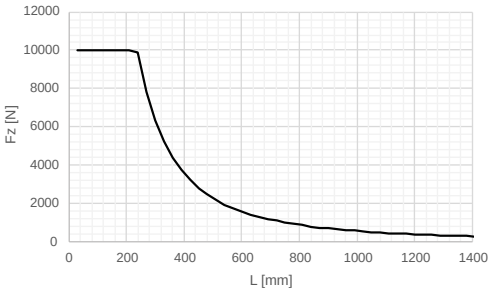

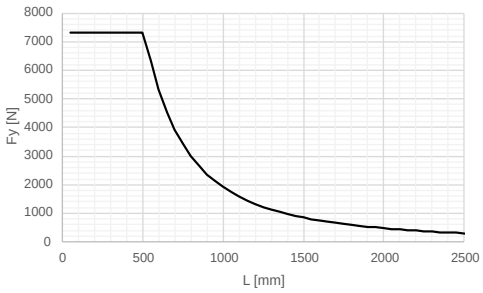

Sono rappresentati i carichi massimi applicabili in condizioni isostatiche, con vincolo rigido e carico all'estremità.

Maximum load in an isostatic cantilever loaded condition.

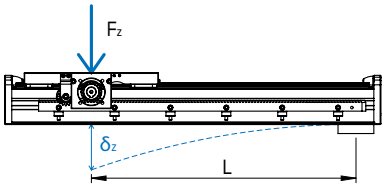

Si raccomanda di non superare i limiti dei grafici per non avere malfunzionamento dell'unità, peggioramento delle prestazioni o eccessiva usura.
We recommend not to exceed the maximum values to avoid lower performance, a reduced reliability and a big wear of the components.

DIMENSIONI / DIMENSIONS

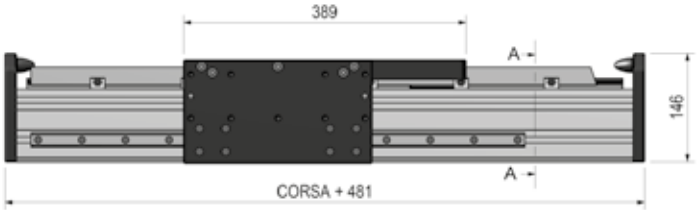

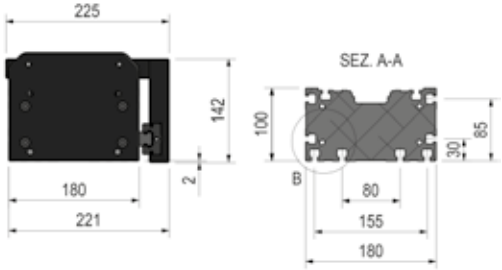

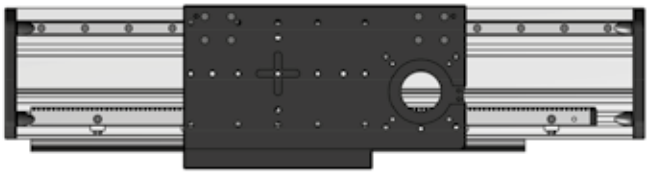

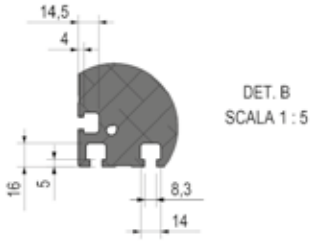

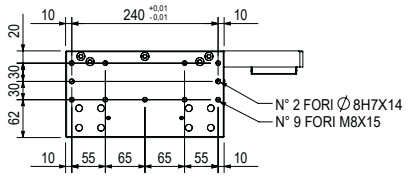

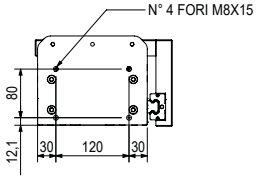

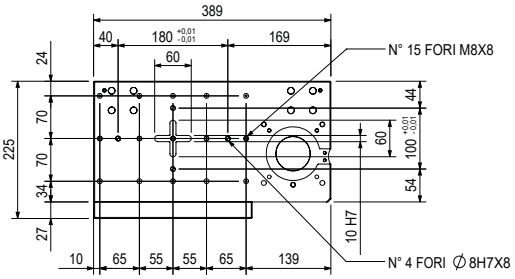

Tipologia interfaccia riduttore (2)
Gearbox interface type
Kit IF70

Accessori ***Accessories***	**Cinghia** ***Belt***	**Vite** ***Ballscrew***	**Cremagliera** ***Rack and pinion***
(1) Riduttore *Gearbox*	x	x	x
(2) Kit assiale *Axial kit*	x	x	x
(3) Calettatore *Keyless Locking Device*	x		x
(4) Albero di torsione *Torsion shaft*	x		x
(5) Carro aggiuntivo *Additional carriage*	x		x
(6) Giunto elastico *Elastic coupling*	x		
(7) Freno stazionamento *Standing brake*	x		
(8) Elemento fissaggio/tassello *Fastening/plug*	x	x	x
(9) Kit rinvio *Transfer box*	x	x	
(10) Supporto sensore/Camma *Sensor bracket/Cam*	x	x	x

Le Unità Damo sono disponibili con una vasta gamma di accessori e optional specifici concepiti per facilitare la realizzazione e installazione di sistemi monoasse e multiasse.

All Units are available with a wide range of accessories and specific options designed to simplify the construction and installation of single-axis and multi-axis systems.

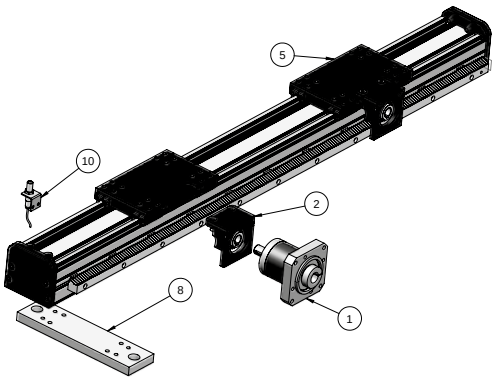

L'ufficio tecnico è a disposizione per la valutazione di applicazioni speciali e per analisi approfondite.
The technical department is available for the evaluation of special applications and for detailed analysis.

MODELLO / MODEL

AMR180LO

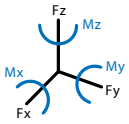

Sono rappresentate le deformazioni massime in condizioni isostatiche, in appoggio, con vincolo torsionale semplice e carico in mezzeria. La deformazione effettiva dipende dalle condizioni di vincolo e dalla combinazione di carico.

Maximum deflection in isostatic condition centrally loaded. Actual strain depends on constraint condition and load combination.

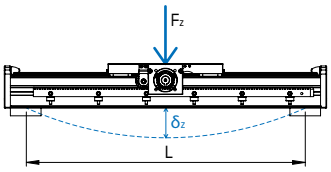

DEFORMAZIONE ELASTICA / ELASTIC DEFORMATION

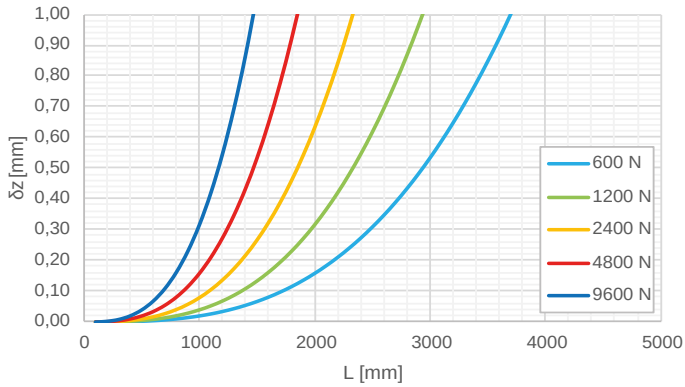

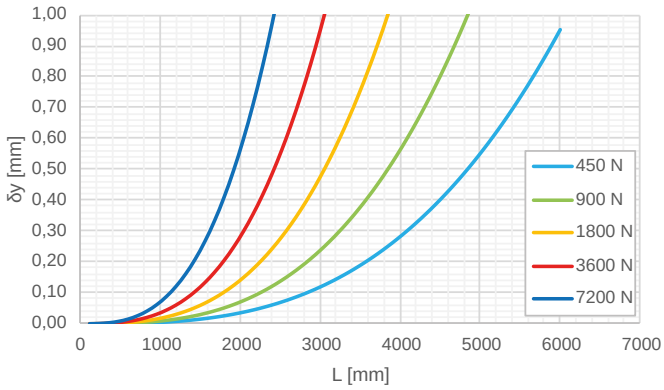

LIMITI STRUTTURALI /STRUTTURAL LIMITS

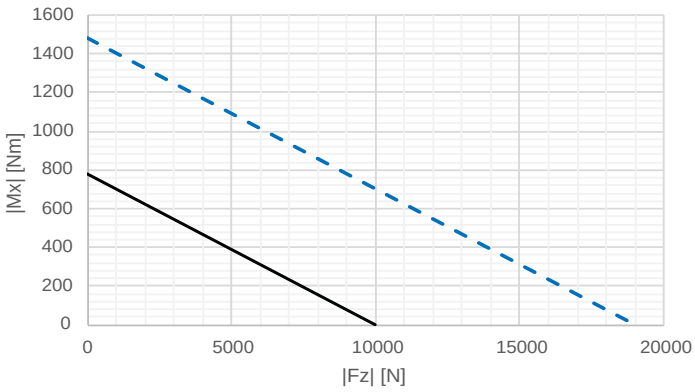

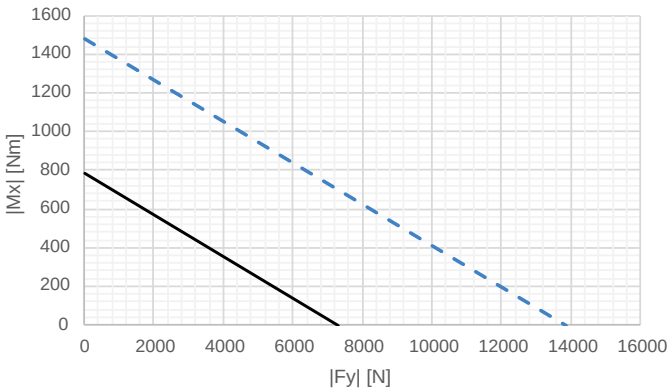

— Limite rottura a fatica: vita stimata superiore ai $10x10^6$ cicli col 99% probabilità. I grafici non possono essere combinati e valgono per: |Mx| <= 0.1 |My| e |Mx| <= 0.1 |Mz|.
Fatigue limit: estimated lifetime higher than $10x10^6$ cycles with 99% probability. Charts cannot be combined and are valid for: |Mx| <=0.1 |My| and |Mx| <=0.1 |Mz|.

--- Arresto d'emergenza max 100 volte nel corso della vita del prodotto.
Emergency stop max 100 times during service life.

Per casi di sollecitazione composta si faccia riferimento all'ufficio tecnico.
In case of combined stress contact our technical department.

MODELLO / MODEL

AMR180LO

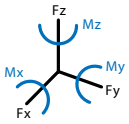

Sono rappresentate le deformazioni massime in condizioni isostatiche, con vincolo rigido e carico all'estremità. La deformazione effettiva dipende dalle condizioni di vincolo e dalla combinazione di carico.

Maximum deflection in an isostatic cantilever loaded condition. Actual strain depends on constraint condition and load combination.

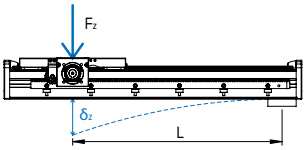

DEFORMAZIONE ELASTICA / ELASTIC DEFORMATION

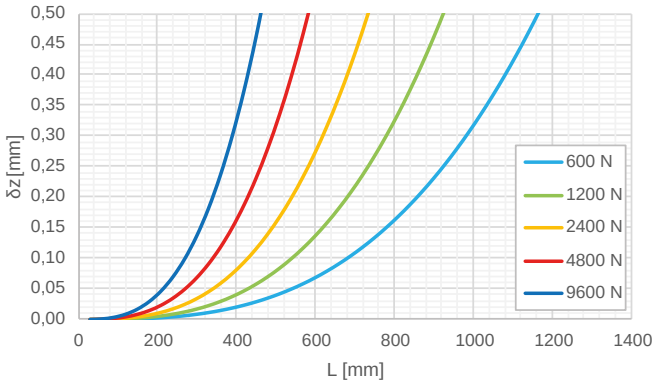

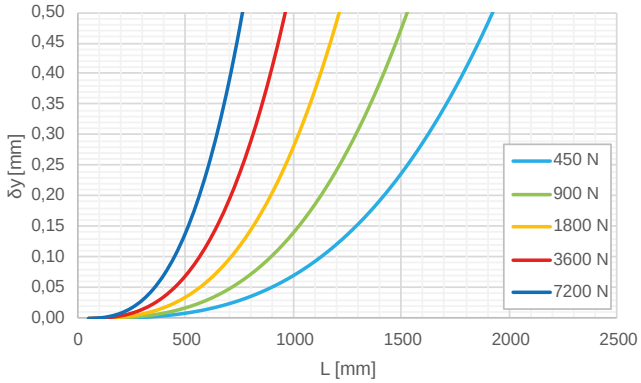

LIMITI STRUTTURALI /STRUCTURAL LIMITS

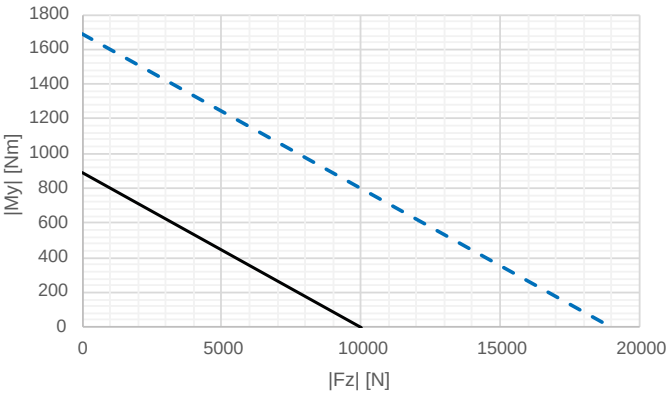

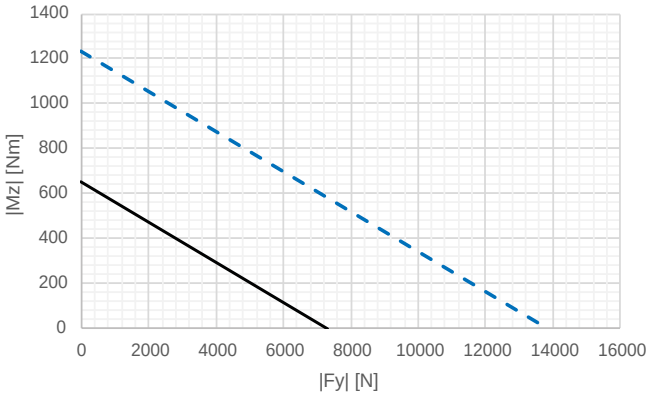

— Limite rottura a fatica: vita stimata superiore ai $10x10^6$ cicli col 99% probabilità. I grafici non possono essere combinati e valgono per: |Mx| <= 0.1 |My| e |Mx| <= 0.1 |Mz|.
Fatigue limit: estimated lifetime higher than $10x10^6$ cycles with 99% probability. Charts cannot be combined and are valid for: |Mx| <=0.1 |My| and |Mx| <=0.1 |Mz|.

--- Arresto d'emergenza max 100 volte nel corso della vita del prodotto.
Emergency stop max 100 times during service life.

Per casi di sollecitazione composta si faccia riferimento all'ufficio tecnico.
In case of combined stress contact our technical department.

MODELLO / MODEL

AMR181CB

INFORMAZIONI TECNICHE / TECHNICAL INFORMATION

Massa base unità (corsa zero) *Unit's base mass (zero stroke)*	[Kg]	11,2
Massa lineare unità *Unit's linear mass*	[Kg/100mm]	2,05
Massa carro *Carriage's mass*	[Kg]	4
Velocità massima* *Maximum velocity*	[m/s]	4
Ripetibilità a vuoto *Unloaded repeatability*	[mm]	± 0,023
Sviluppo pignone *Pinion primitive circumference*	[mm/giro]	149,975
Modulo ingranaggio *Gear module*	[-]	1,5
Tipo cremagliera** *Rack features*	Denti obliqui classe precisione Q7 *Helix tooth accuracy class Q7*	
Forza massima di avanzamento* *Maximum feed force*	[N]	2300
Momento principale d'inerzia Y *Principal moment of inertia Y*	[cm^4]	1086
Momento principale d'inerzia Z *Principal moment of inertia Z*	[cm^4]	2666

* I valori sono da considerarsi indicativi.
Prestazioni superiori sono possibili e vanno verificate col nostro ufficio tecnico.
Values should be considered as an indication.
Higher performance are possible. Please Contact our technical department.



CARICO MASSIMO AMMISSIBILE / MAXIMUM PERMISSIBLE LOAD

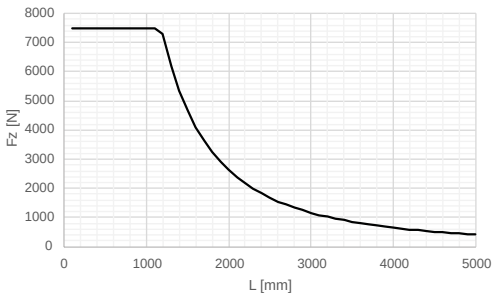

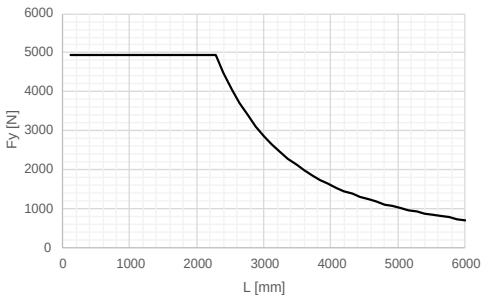

Sono rappresentati i carichi massimi applicabili in condizioni isostatiche, in appoggio, con vincolo torsionale semplice e carico in mezzeria.

Maximum load in isostatic condition centrally loaded.

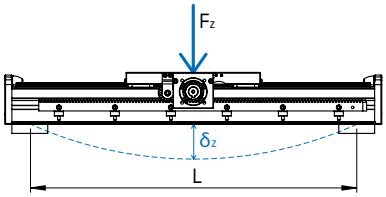

CARICO MASSIMO AMMISSIBILE / MAXIMUM PERMISSIBLE LOAD

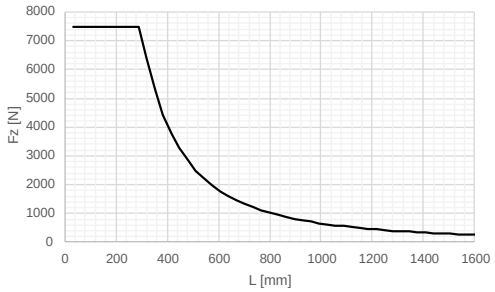

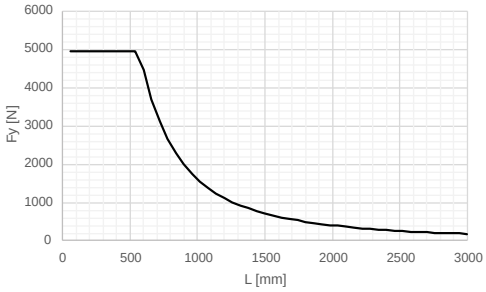

Sono rappresentati i carichi massimi applicabili in condizioni isostatiche, con vincolo rigido e carico all'estremità.

Maximum load in an isostatic cantilever loaded condition.

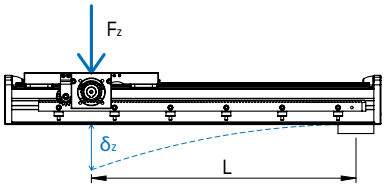

Si raccomanda di non superare i limiti dei grafici per non avere malfunzionamento dell'unità, peggioramento delle prestazioni o eccessiva usura.
We recommend not to exceed the maximum values to avoid lower performance, a reduced reliability and a big wear of the components.

DIMENSIONI / DIMENSIONS

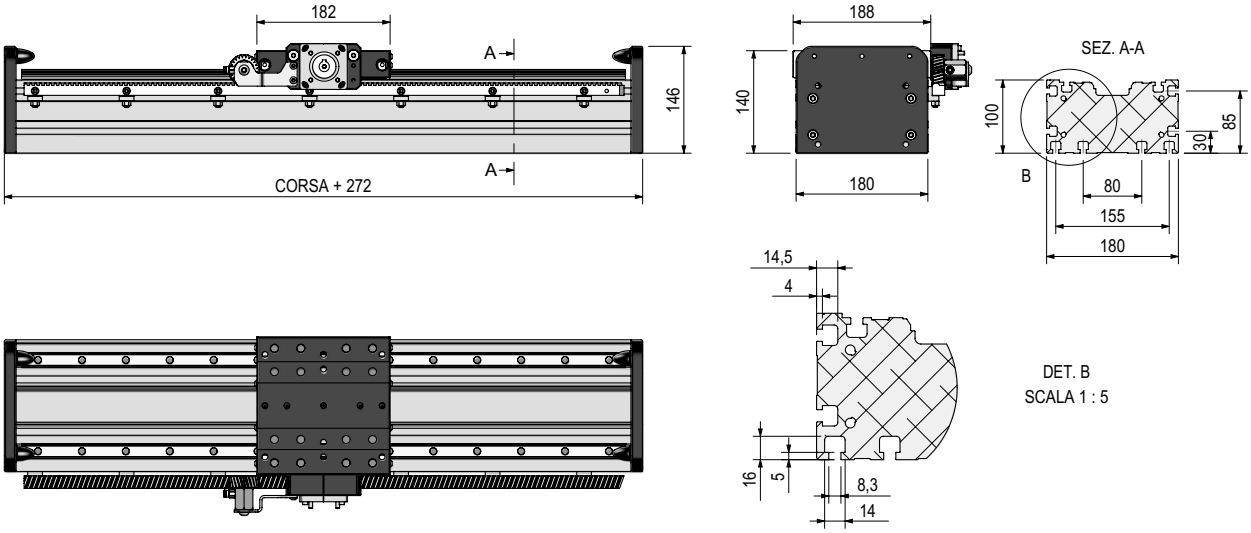

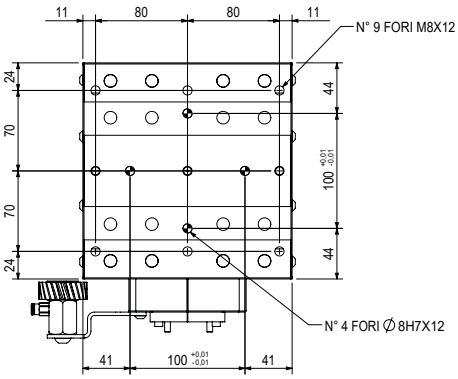

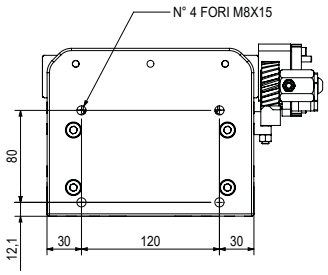

Tipologia interfaccia riduttore (2)
Gearbox interface type
Kit IF75

Accessori ***Accessories***	**Cinghia** ***Belt***	**Vite** ***Ballscrew***	**Cremagliera** ***Rack and pinion***
(1) Riduttore *Gearbox*	x	x	x
(2) Kit assiale *Axial kit*	x	x	x
(3) Calettatore *Keyless Locking Device*	x		x
(4) Albero di torsione *Torsion shaft*	x		x
(5) Carro aggiuntivo *Additional carriage*	x		x
(6) Giunto elastico *Elastic coupling*	x		
(7) Freno stazionamento *Standing brake*	x		
(8) Elemento fissaggio/tassello *Fastening/plug*	x	x	x
(9) Kit rinvio *Transfer box*	x	x	
(10) Supporto sensore/Camma *Sensor bracket/Cam*	x	x	x

Le Unità Damo sono disponibili con una vasta gamma di accessori e optional specifici concepiti per facilitare la realizzazione e installazione di sistemi monoasse e multiasse.

All Units are available with a wide range of accessories and specific options designed to simplify the construction and installation of single-axis and multi-axis systems.

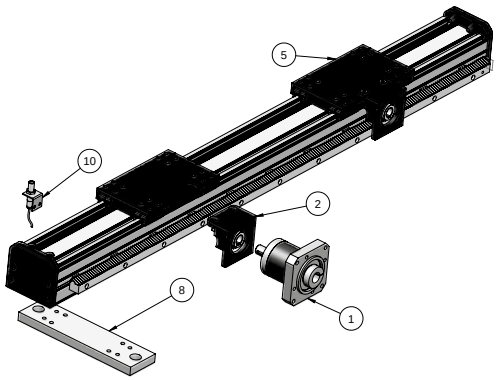

L'ufficio tecnico è a disposizione per la valutazione di applicazioni speciali e per analisi approfondite.
The technical department is available for the evaluation of special applications and for detailed analysis.

MODELLO / MODEL

AMR181CB

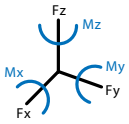

Sono rappresentate le deformazioni massime in condizioni isostatiche, in appoggio, con vincolo torsionale semplice e carico in mezzeria. La deformazione effettiva dipende dalle condizioni di vincolo e dalla combinazione di carico.

Maximum deflection in isostatic condition centrally loaded. Actual strain depends on constraint condition and load combination.

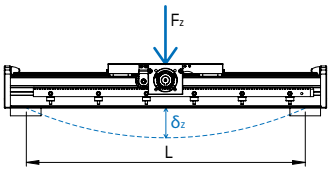

DEFORMAZIONE ELASTICA / ELASTIC DEFORMATION

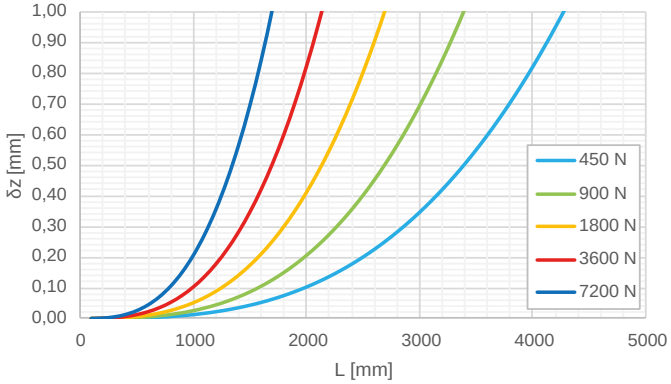

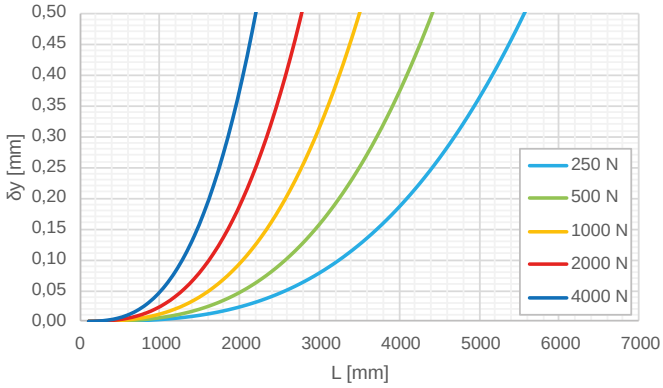

LIMITI STRUTTURALI /STRUTTURAL LIMITS

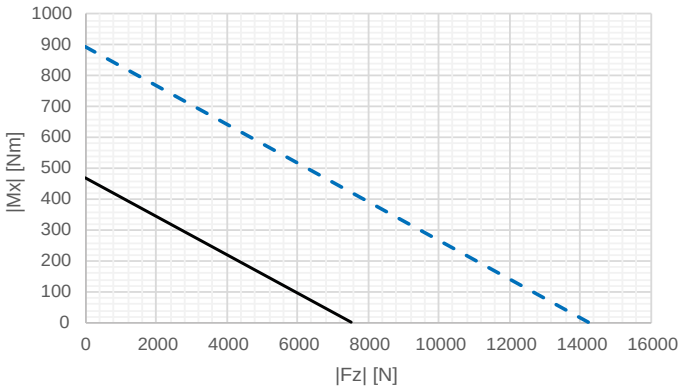

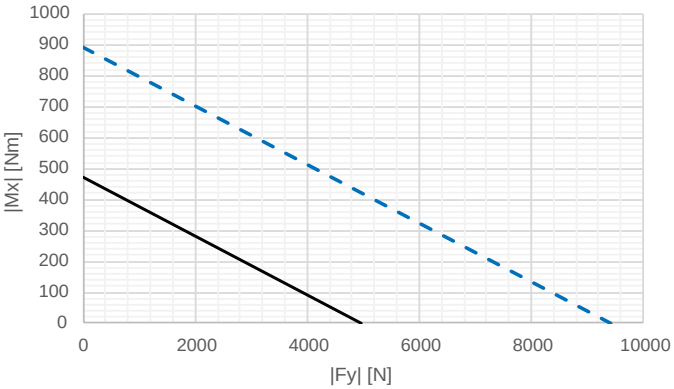

— Limite rottura a fatica: vita stimata superiore ai $10x10^6$ cicli col 99% probabilità. I grafici non possono essere combinati e valgono per: |Mx| <= 0.1 |My| e |Mx| <= 0.1 |Mz|.
Fatigue limit: estimated lifetime higher than $10x10^6$ cycles with 99% probability. Charts cannot be combined and are valid for: |Mx| <=0.1 |My| and |Mx| <=0.1 |Mz|.

--- Arresto d'emergenza max 100 volte nel corso della vita del prodotto.
Emergency stop max 100 times during service life.

Per casi di sollecitazione composta si faccia riferimento all'ufficio tecnico.
In case of combined stress contact our technical department.

MODELLO / MODEL

AMR181CB

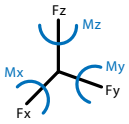

Sono rappresentate le deformazioni massime in condizioni isostatiche, con vincolo rigido e carico all'estremità. La deformazione effettiva dipende dalle condizioni di vincolo e dalla combinazione di carico.

Maximum deflection in an isostatic cantilever loaded condition. Actual strain depends on constraint condition and load combination.

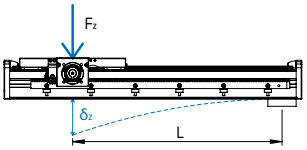

DEFORMAZIONE ELASTICA / ELASTIC DEFORMATION

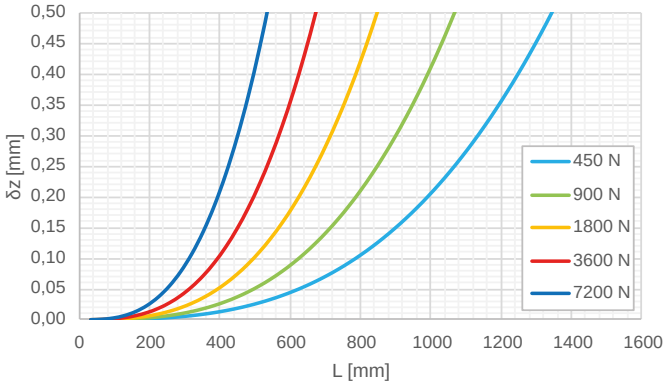

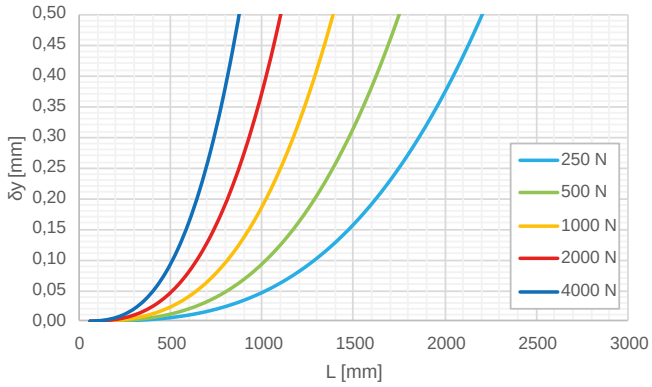

LIMITI STRUTTURALI /STRUCTURAL LIMITS

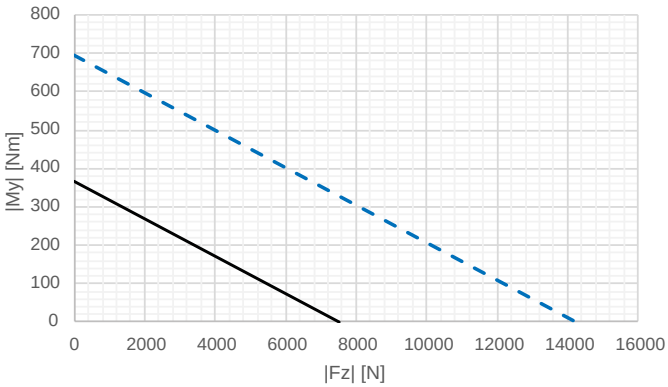

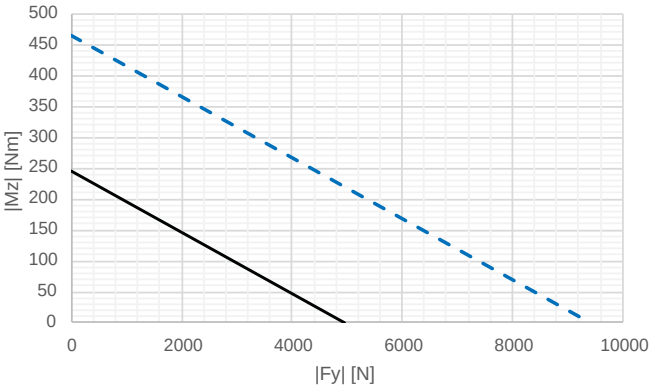

— Limite rottura a fatica: vita stimata superiore ai $10x10^6$ cicli col 99% probabilità. I grafici non possono essere combinati e valgono per: |Mx| <= 0.1 |My| e |Mx| <= 0.1 |Mz|.
Fatigue limit: estimated lifetime higher than $10x10^6$ cycles with 99% probability. Charts cannot be combined and are valid for: |Mx| <=0.1 |My| and |Mx| <=0.1 |Mz|.

--- Arresto d'emergenza max 100 volte nel corso della vita del prodotto.
Emergency stop max 100 times during service life.

Per casi di sollecitazione composta si faccia riferimento all'ufficio tecnico.
In case of combined stress contact our technical department.

MODELLO / MODEL

AMR182LL

INFORMAZIONI TECNICHE / TECHNICAL INFORMATION

Massa base unità (corsa zero) *Unit's base mass (zero stroke)*	[Kg]	28,3
Massa lineare unità *Unit's linear mass*	[Kg/100mm]	2,5
Massa carro *Carriage's mass*	[Kg]	14,5
Velocità massima* *Maximum velocity*	[m/s]	4
Ripetibilità a vuoto *Unloaded repeatability*	[mm]	± 0,023
Sviluppo pignone *Pinion primitive circumference*	[mm/giro]	146,661
Modulo ingranaggio *Gear module*	[-]	2
Tipo cremagliera** *Rack features*	Denti obliqui classe precisione Q6 *Helix tooth accuracy class Q6*	
Forza massima di avanzamento* *Maximum feed force*	[N]	4300
Momento principale d'inerzia Y *Principal moment of inertia Y*	[cm^4]	678
Momento principale d'inerzia Z *Principal moment of inertia Z*	[cm^4]	4727

* I valori sono da considerarsi indicativi.
Prestazioni superiori sono possibili e vanno verificate col nostro ufficio tecnico.
Values should be considered as an indication.
Higher performance are possible. Please Contact our technical department.



CARICO MASSIMO AMMISSIBILE / MAXIMUM PERMISSIBLE LOAD

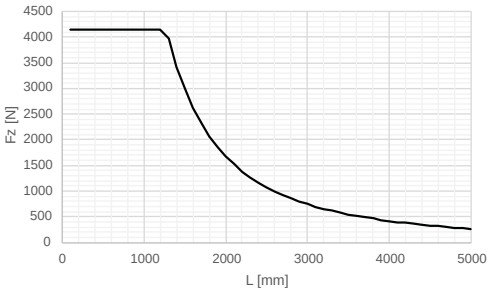

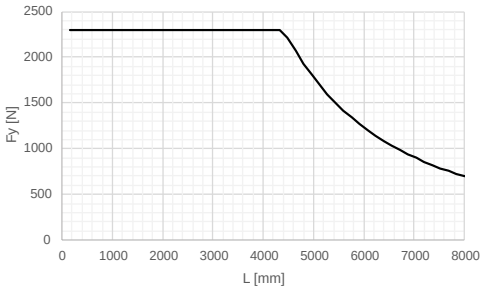

Sono rappresentati i carichi massimi applicabili in condizioni isostatiche, in appoggio, con vincolo torsionale semplice e carico in mezzeria.

Maximum load in isostatic condition centrally loaded.

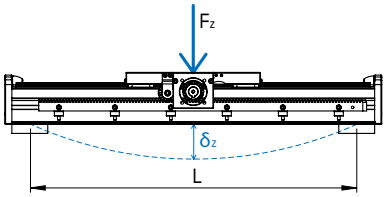

CARICO MASSIMO AMMISSIBILE / MAXIMUM PERMISSIBLE LOAD

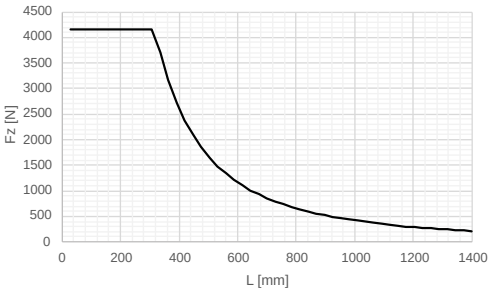

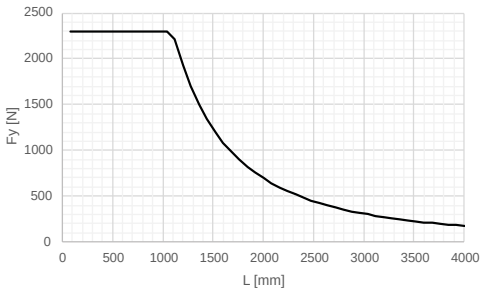

Sono rappresentati i carichi massimi applicabili in condizioni isostatiche, con vincolo rigido e carico all'estremità.

Maximum load in an isostatic cantilever loaded condition.

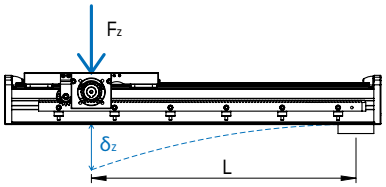

Si raccomanda di non superare i limiti dei grafici per non avere malfunzionamento dell'unità, peggioramento delle prestazioni o eccessiva usura.
We recommend not to exceed the maximum values to avoid lower performance, a reduced reliability and a big wear of the components.

DIMENSIONI / DIMENSIONS

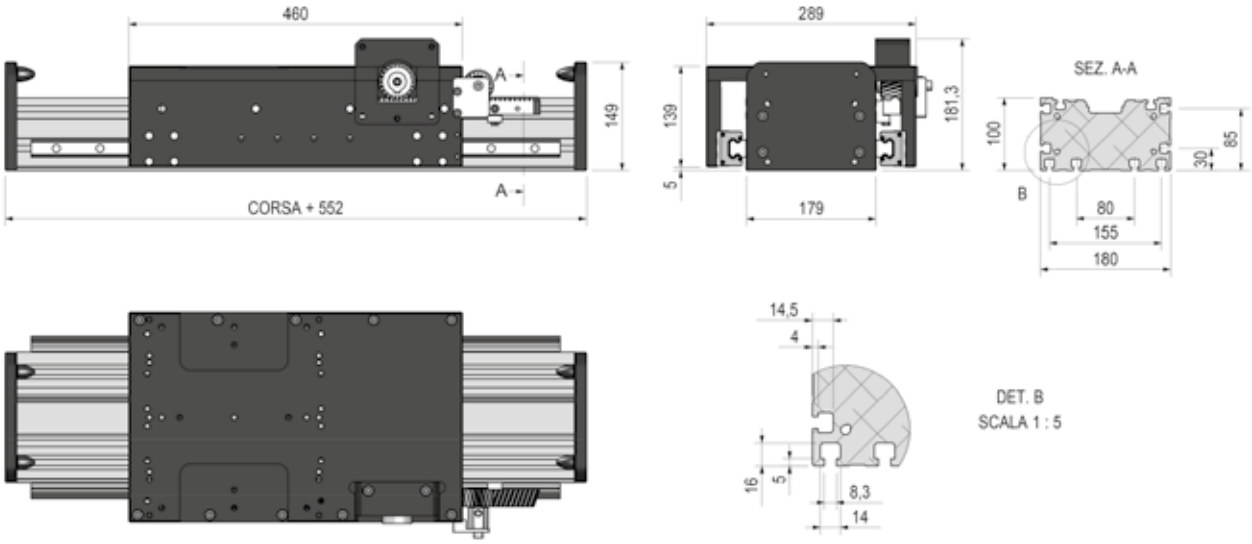

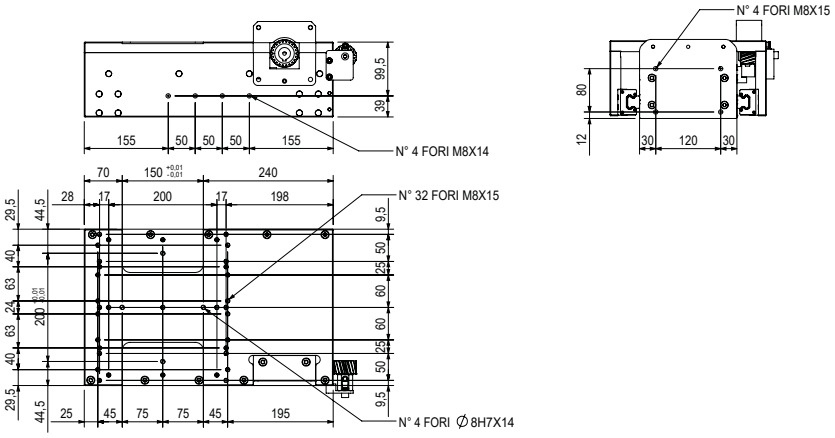

Tipologia interfaccia riduttore (2)
Gearbox interface type
Kit IF73

Accessori ***Accessories***	**Cinghia** ***Belt***	**Vite** ***Ballscrew***	**Cremagliera** ***Rack and pinion***
(1) Riduttore *Gearbox*	x	x	x
(2) Kit assiale *Axial kit*	x	x	x
(3) Calettatore *Keyless Locking Device*	x		x
(4) Albero di torsione *Torsion shaft*	x		x
(5) Carro aggiuntivo *Additional carriage*	x		x
(6) Giunto elastico *Elastic coupling*	x		
(7) Freno stazionamento *Standing brake*	x		
(8) Elemento fissaggio/tassello *Fastening/plug*	x	x	x
(9) Kit rinvio *Transfer box*	x	x	
(10) Supporto sensore/Camma *Sensor bracket/Cam*	x	x	x

Le Unità Damo sono disponibili con una vasta gamma di accessori e optional specifici concepiti per facilitare la realizzazione e installazione di sistemi monoasse e multiasse.

All Units are available with a wide range of accessories and specific options designed to simplify the construction and installation of single-axis and multi-axis systems.

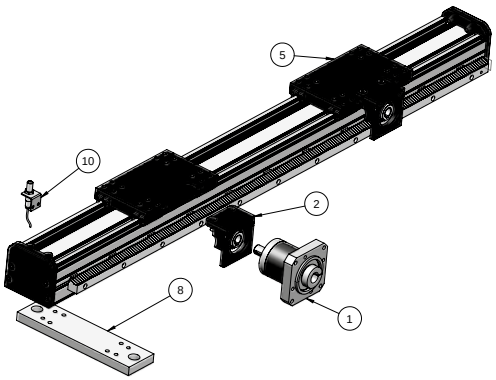

L'ufficio tecnico è a disposizione per la valutazione di applicazioni speciali e per analisi approfondite.
The technical department is available for the evaluation of special applications and for detailed analysis.

MODELLO / MODEL

AMR182LL



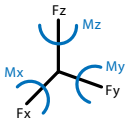

Sono rappresentate le deformazioni massime in condizioni isostatiche, in appoggio, con vincolo torsionale semplice e carico in mezzeria. La deformazione effettiva dipende dalle condizioni di vincolo e dalla combinazione di carico.

Maximum deflection in isostatic condition centrally loaded. Actual strain depends on constraint condition and load combination.

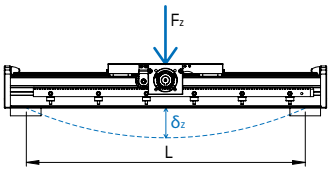

DEFORMAZIONE ELASTICA / ELASTIC DEFORMATION

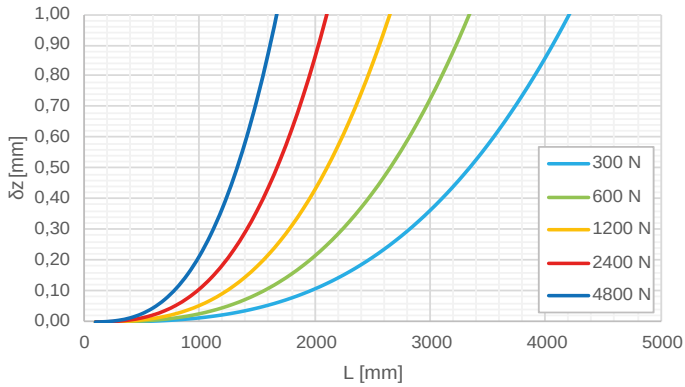

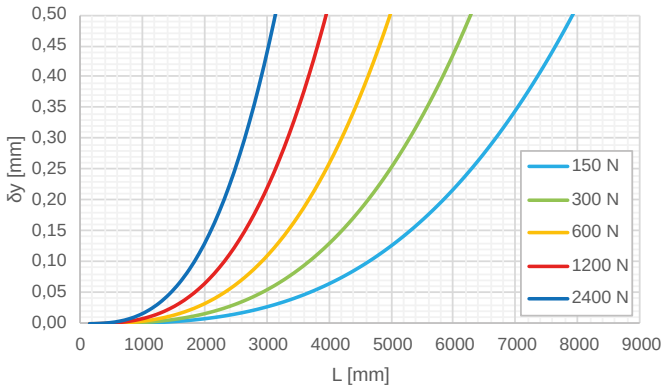

LIMITI STRUTTURALI /STRUTTURAL LIMITS

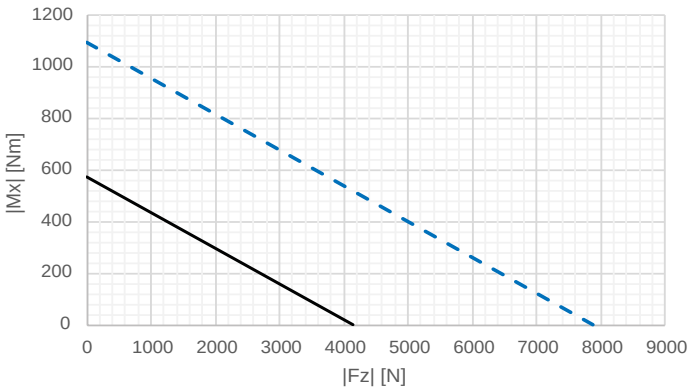

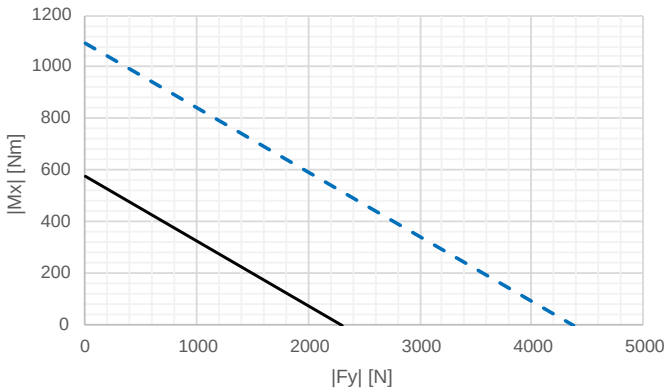

— Limite rottura a fatica: vita stimata superiore ai $10x10^6$ cicli col 99% probabilità. I grafici non possono essere combinati e valgono per: |Mx| <= 0.1 |My| e |Mx| <= 0.1 |Mz|.
Fatigue limit: estimated lifetime higher than $10x10^6$ cycles with 99% probability. Charts cannot be combined and are valid for: |Mx| <=0.1 |My| and |Mx| <=0.1 |Mz|.

--- Arresto d'emergenza max 100 volte nel corso della vita del prodotto.
Emergency stop max 100 times during service life.

Per casi di sollecitazione composta si faccia riferimento all'ufficio tecnico.
In case of combined stress contact our technical department.

MODELLO / MODEL

AMR182LL



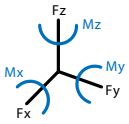

Sono rappresentate le deformazioni massime in condizioni isostatiche, con vincolo rigido e carico all'estremità. La deformazione effettiva dipende dalle condizioni di vincolo e dalla combinazione di carico.

Maximum deflection in an isostatic cantilever loaded condition. Actual strain depends on constraint condition and load combination.

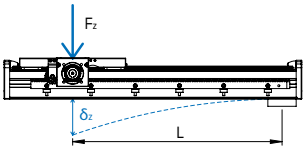

DEFORMAZIONE ELASTICA / ELASTIC DEFORMATION

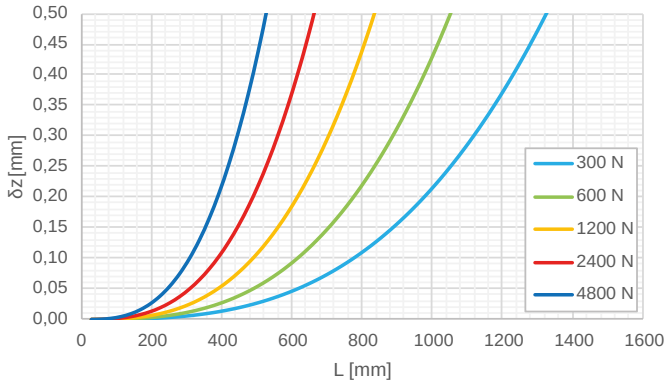

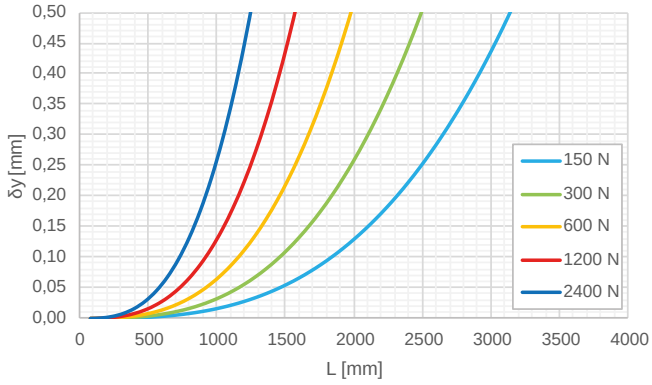

LIMITI STRUTTURALI /STRUCTURAL LIMITS

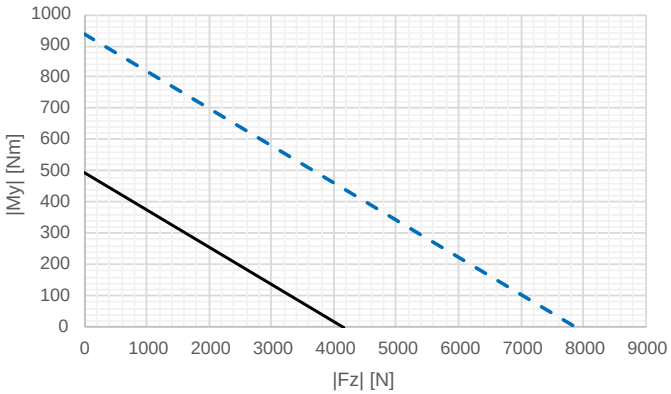

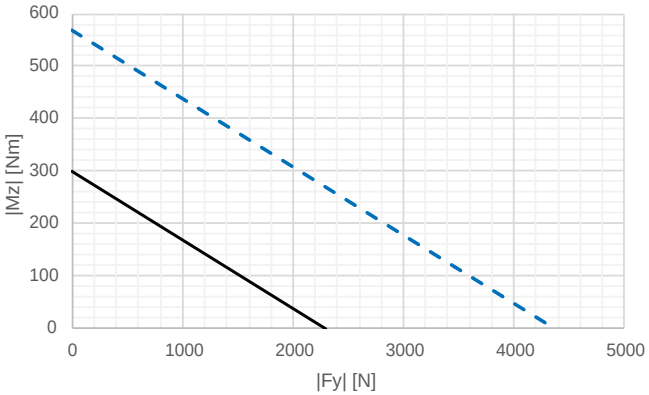

— Limite rottura a fatica: vita stimata superiore ai $10x10^6$ cicli col 99% probabilità. I grafici non possono essere combinati e valgono per: |Mx| <= 0.1 |My| e |Mx| <= 0.1 |Mz|.
Fatigue limit: estimated lifetime higher than $10x10^6$ cycles with 99% probability. Charts cannot be combined and are valid for: |Mx| <=0.1 |My| and |Mx| <=0.1 |Mz|.

--- Arresto d'emergenza max 100 volte nel corso della vita del prodotto.
Emergency stop max 100 times during service life.

Per casi di sollecitazione composta si faccia riferimento all'ufficio tecnico.
In case of combined stress contact our technical department.

MODELLO / MODEL

AMR183CL

INFORMAZIONI TECNICHE / TECHNICAL INFORMATION

Massa base unità (corsa zero) *Unit's base mass (zero stroke)*	[Kg]	38
Massa lineare unità *Unit's linear mass*	[Kg/100mm]	3,36
Massa carro *Carriage's mass*	[Kg]	23
Velocità massima* *Maximum velocity*	[m/s]	4
Ripetibilità a vuoto *Unloaded repeatability*	[mm]	± 0,023
Sviluppo pignone *Pinion primitive circumference*	[mm/giro]	219,99
Modulo ingranaggio *Gear module*	[-]	3
Tipo cremagliera** *Rack features*	Denti obliqui classe precisione Q6 *Helix tooth accuracy class Q7*	
Forza massima di avanzamento* *Maximum feed force*	[N]	8000
Momento principale d'inerzia Y *Principal moment of inertia Y*	[cm^4]	678
Momento principale d'inerzia Z *Principal moment of inertia Z*	[cm^4]	4727

* I valori sono da considerarsi indicativi.
Prestazioni superiori sono possibili e vanno verificate col nostro ufficio tecnico.
Values should be considered as an indication.
Higher performance are possible. Please Contact our technical department.



CARICO MASSIMO AMMISSIBILE / MAXIMUM PERMISSIBLE LOAD

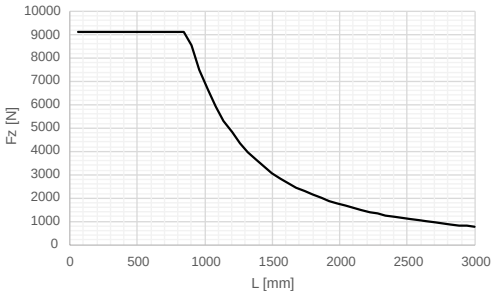

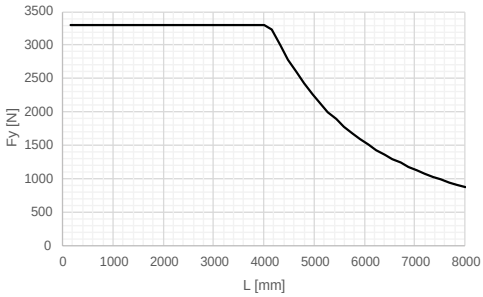

Sono rappresentati i carichi massimi applicabili in condizioni isostatiche, in appoggio, con vincolo torsionale semplice e carico in mezzeria.

Maximum load in isostatic condition centrally loaded.

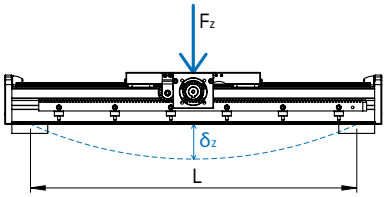

CARICO MASSIMO AMMISSIBILE / MAXIMUM PERMISSIBLE LOAD

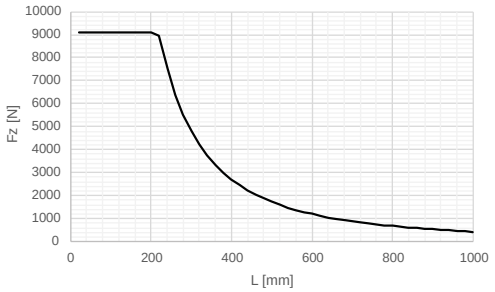

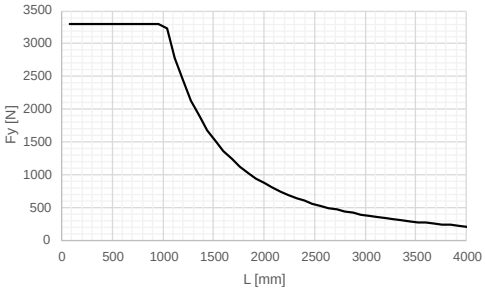

Sono rappresentati i carichi massimi applicabili in condizioni isostatiche, con vincolo rigido e carico all'estremità.

Maximum load in an isostatic cantilever loaded condition.

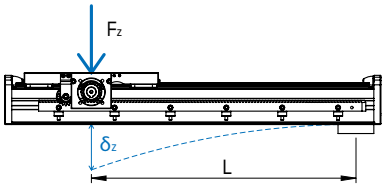

Si raccomanda di non superare i limiti dei grafici per non avere malfunzionamento dell'unità, peggioramento delle prestazioni o eccessiva usura.
We recommend not to exceed the maximum values to avoid lower performance, a reduced reliability and a big wear of the components.

DIMENSIONI / DIMENSIONS

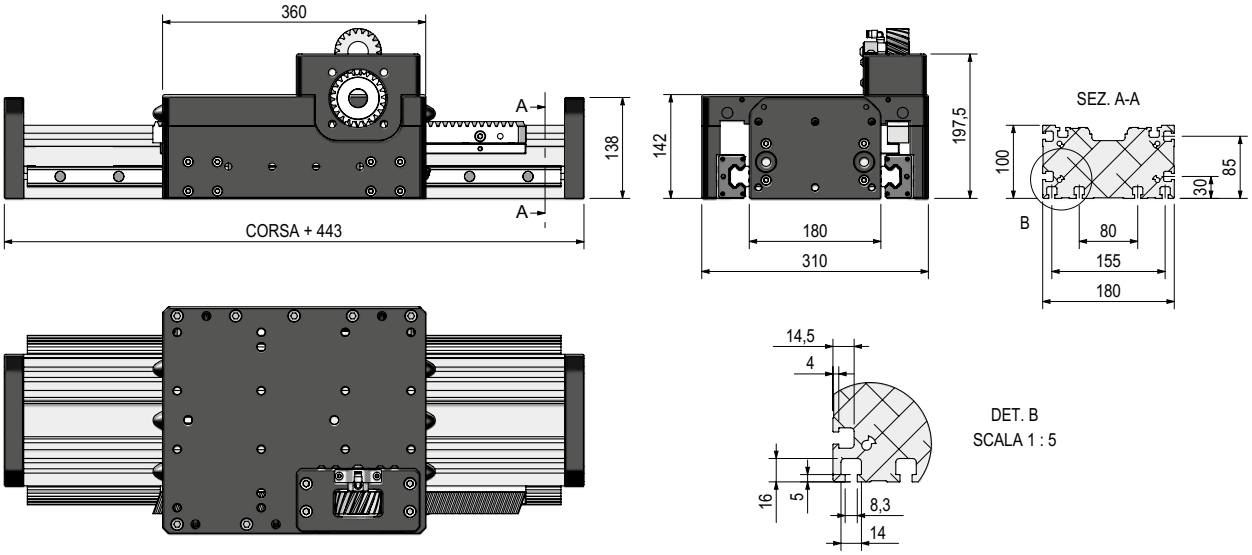

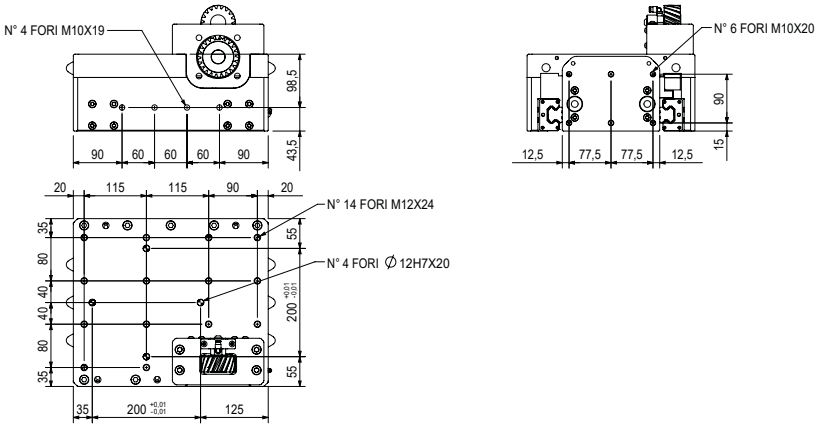

Tipologia interfaccia riduttore (2)
Gearbox interface type
Kit IF74

Accessori ***Accessories***	**Cinghia** ***Belt***	**Vite** ***Ballscrew***	**Cremagliera** ***Rack and pinion***
(1) Riduttore *Gearbox*	x	x	x
(2) Kit assiale *Axial kit*	x	x	x
(3) Calettatore *Keyless Locking Device*	x		x
(4) Albero di torsione *Torsion shaft*	x		x
(5) Carro aggiuntivo *Additional carriage*	x		x
(6) Giunto elastico *Elastic coupling*	x		
(7) Freno stazionamento *Standing brake*	x		
(8) Elemento fissaggio/tassello *Fastening/plug*	x	x	x
(9) Kit rinvio *Transfer box*	x	x	
(10) Supporto sensore/Camma *Sensor bracket/Cam*	x	x	x

Le Unità Damo sono disponibili con una vasta gamma di accessori e optional specifici concepiti per facilitare la realizzazione e installazione di sistemi monoasse e multiasse.

All Units are available with a wide range of accessories and specific options designed to simplify the construction and installation of single-axis and multi-axis systems.

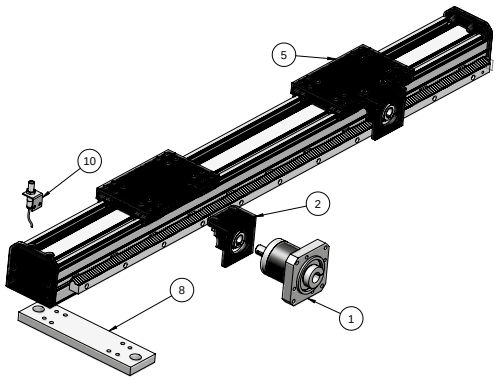

L'ufficio tecnico è a disposizione per la valutazione di applicazioni speciali e per analisi approfondite.
The technical department is available for the evaluation of special applications and for detailed analysis.

MODELLO / MODEL

AMR183CL



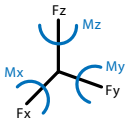

Sono rappresentate le deformazioni massime in condizioni isostatiche, in appoggio, con vincolo torsionale semplice e carico in mezzeria. La deformazione effettiva dipende dalle condizioni di vincolo e dalla combinazione di carico.

Maximum deflection in isostatic condition centrally loaded. Actual strain depends on constraint condition and load combination.

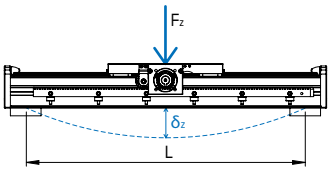

DEFORMAZIONE ELASTICA / ELASTIC DEFORMATION

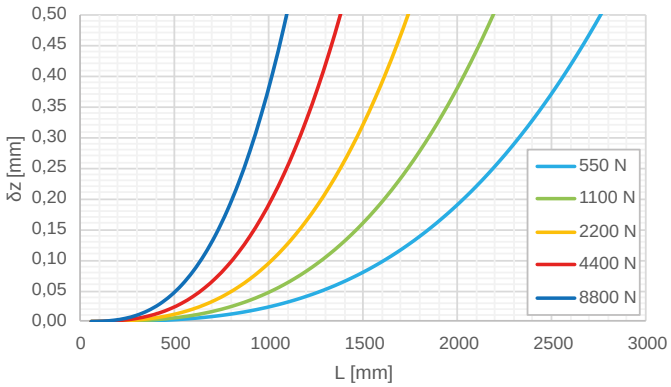

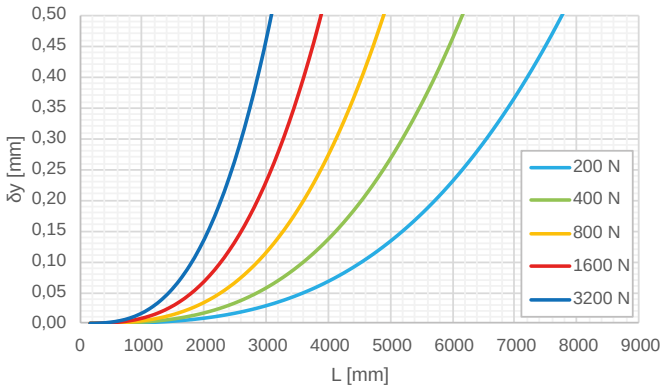

LIMITI STRUTTURALI /STRUCTURAL LIMITS

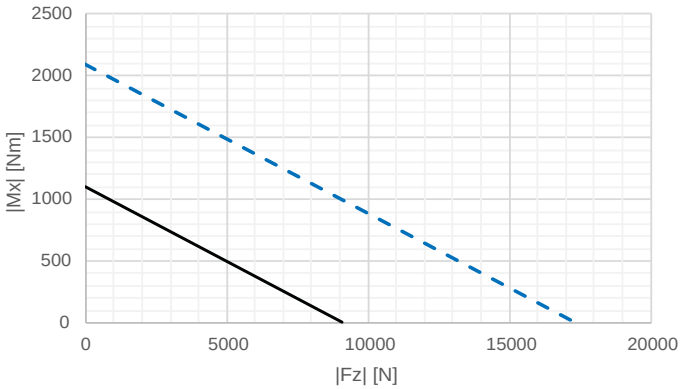

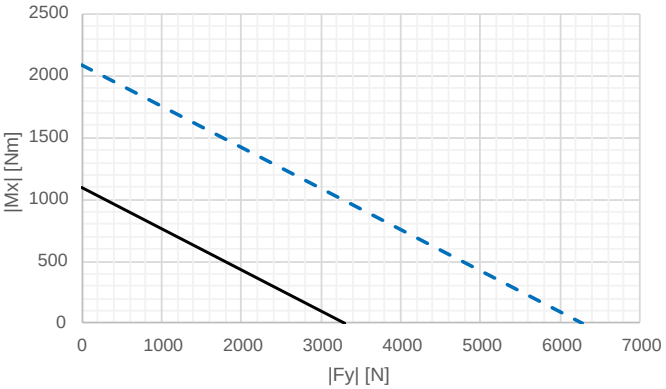

— Limite rottura a fatica: vita stimata superiore ai $10x10^6$ cicli col 99% probabilità. I grafici non possono essere combinati e valgono per: |Mx| <= 0.1 |My| e |Mx| <= 0.1 |Mz|.
Fatigue limit: estimated lifetime higher than $10x10^6$ cycles with 99% probability. Charts cannot be combined and are valid for: |Mx| <=0.1 |My| and |Mx| <=0.1 |Mz|.

--- Arresto d'emergenza max 100 volte nel corso della vita del prodotto.
Emergency stop max 100 times during service life.

Per casi di sollecitazione composta si faccia riferimento all'ufficio tecnico.
In case of combined stress contact our technical department.

MODELLO / MODEL

AMR183CL

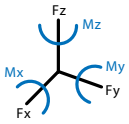

Sono rappresentate le deformazioni massime in condizioni isostatiche, con vincolo rigido e carico all'estremità. La deformazione effettiva dipende dalle condizioni di vincolo e dalla combinazione di carico.

Maximum deflection in an isostatic cantilever loaded condition. Actual strain depends on constraint condition and load combination.

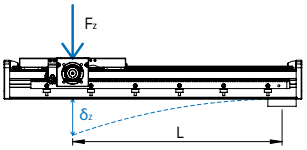

DEFORMAZIONE ELASTICA / ELASTIC DEFORMATION

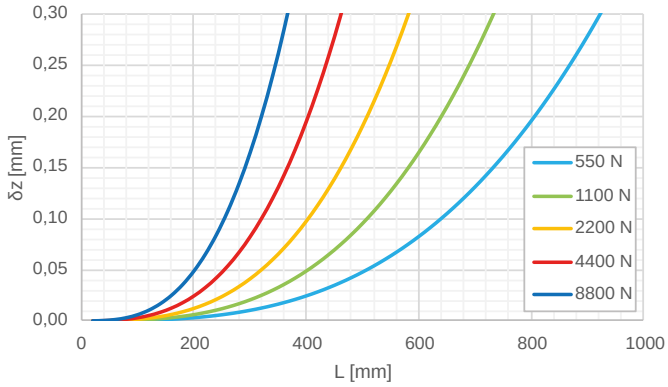

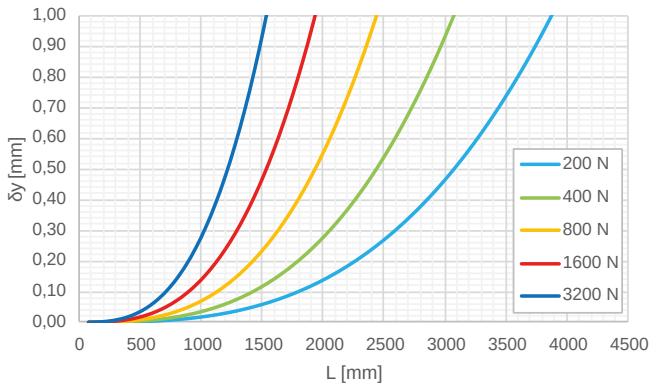

LIMITI STRUTTURALI /STRUCTURAL LIMITS

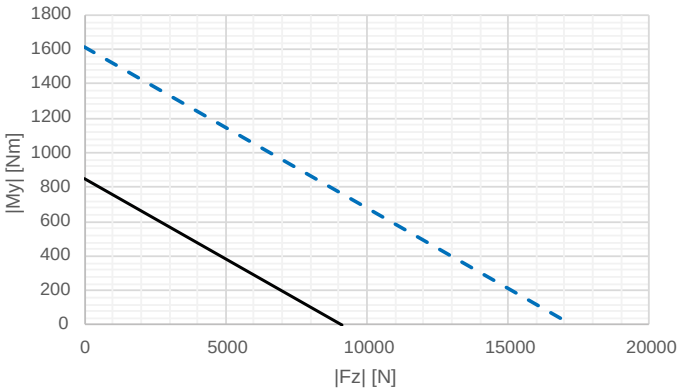

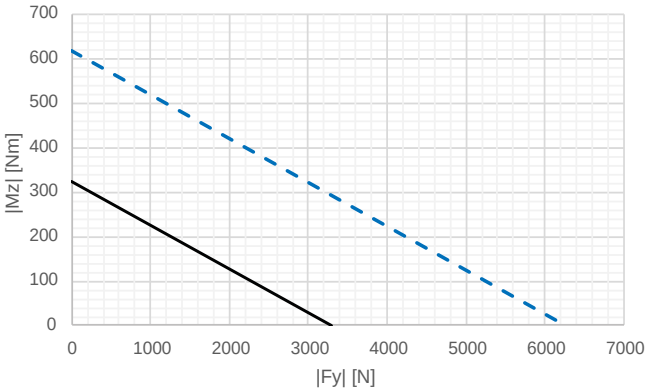

— Limite rottura a fatica: vita stimata superiore ai $10x10^6$ cicli col 99% probabilità. I grafici non possono essere combinati e valgono per: |Mx| <= 0.1 |My| e |Mx| <= 0.1 |Mz|.
Fatigue limit: estimated lifetime higher than $10x10^6$ cycles with 99% probability. Charts cannot be combined and are valid for: |Mx| <=0.1 |My| and |Mx| <=0.1 |Mz|.

--- Arresto d'emergenza max 100 volte nel corso della vita del prodotto.
Emergency stop max 100 times during service life.

Per casi di sollecitazione composta si faccia riferimento all'ufficio tecnico.
In case of combined stress contact our technical department.

MODELLO / MODEL

AMR183LL

INFORMAZIONI TECNICHE / TECHNICAL INFORMATION

Massa base unità (corsa zero) *Unit's base mass (zero stroke)*	[Kg]	50,27
Massa lineare unità *Unit's linear mass*	[Kg/100mm]	3,55
Massa carro *Carriage's mass*	[Kg]	29,95
Velocità massima* *Maximum velocity*	[m/s]	4
Ripetibilità a vuoto *Unloaded repeatability*	[mm]	± 0,023
Sviluppo pignone *Pinion primitive circumference*	[mm/giro]	219,990
Modulo ingranaggio *Gear module*	[-]	3
Tipo cremagliera** *Rack features*	Denti obliqui classe precisione Q6 *Helix tooth accuracy class Q6*	
Forza massima di avanzamento* *Maximum feed force*	[N]	8000
Momento principale d'inerzia Y *Principal moment of inertia Y*	[cm^4]	678
Momento principale d'inerzia Z *Principal moment of inertia Z*	[cm^4]	4727

* I valori sono da considerarsi indicativi.
Prestazioni superiori sono possibili e vanno verificate col nostro ufficio tecnico.
Values should be considered as an indication.
Higher performance are possible. Please Contact our technical department.



CARICO MASSIMO AMMISSIBILE / MAXIMUM PERMISSIBLE LOAD

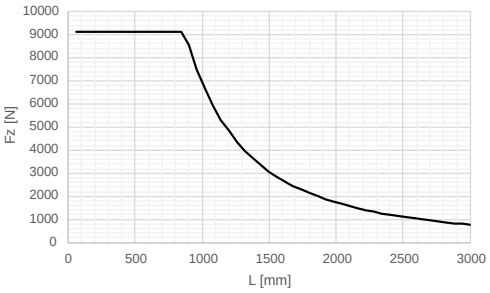

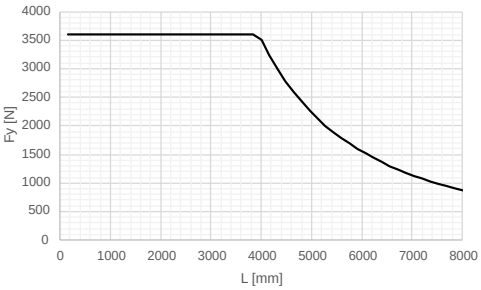

Sono rappresentati i carichi massimi applicabili in condizioni isostatiche, in appoggio, con vincolo torsionale semplice e carico in mezzeria.

Maximum load in isostatic condition centrally loaded.

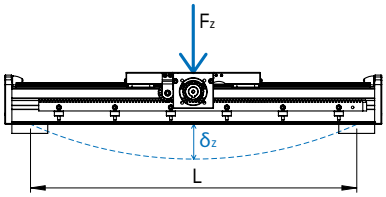

CARICO MASSIMO AMMISSIBILE / MAXIMUM PERMISSIBLE LOAD

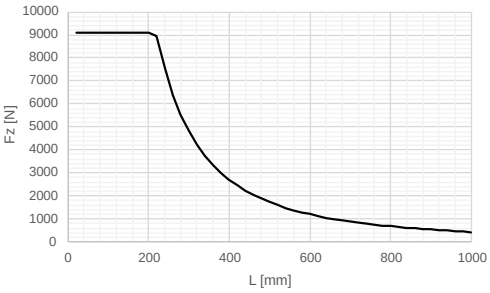

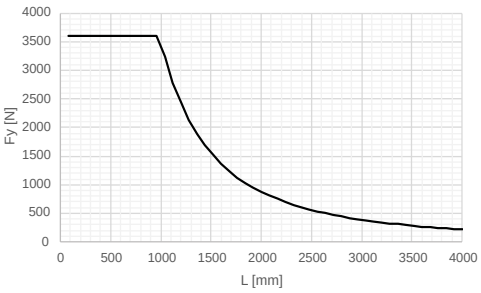

Sono rappresentati i carichi massimi applicabili in condizioni isostatiche, con vincolo rigido e carico all'estremità.

Maximum load in an isostatic cantilever loaded condition.

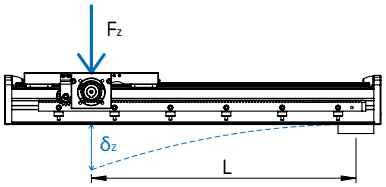

Si raccomanda di non superare i limiti dei grafici per non avere malfunzionamento dell'unità, peggioramento delle prestazioni o eccessiva usura.
We recommend not to exceed the maximum values to avoid lower performance, a reduced reliability and a big wear of the components.

DIMENSIONI / DIMENSIONS

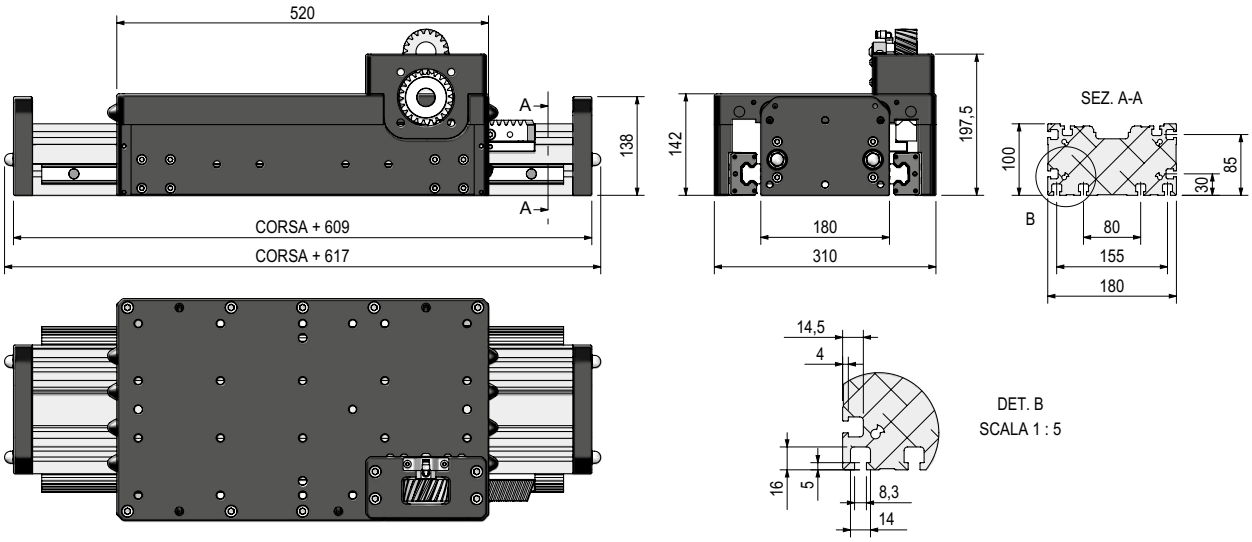

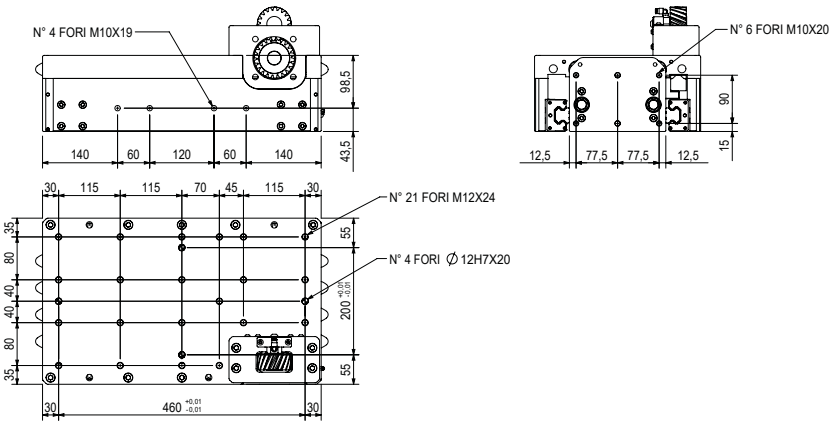

Tipologia interfaccia riduttore (2)
Gearbox interface type
Kit IF74

Accessori ***Accessories***	**Cinghia** ***Belt***	**Vite** ***Ballscrew***	**Cremagliera** ***Rack and pinion***
(1) Riduttore *Gearbox*	x	x	x
(2) Kit assiale *Axial kit*	x	x	x
(3) Calettatore *Keyless Locking Device*	x		x
(4) Albero di torsione *Torsion shaft*	x		x
(5) Carro aggiuntivo *Additional carriage*	x		x
(6) Giunto elastico *Elastic coupling*	x		
(7) Freno stazionamento *Standing brake*	x		
(8) Elemento fissaggio/tassello *Fastening/plug*	x	x	x
(9) Kit rinvio *Transfer box*	x	x	
(10) Supporto sensore/Camma *Sensor bracket/Cam*	x	x	x

Le Unità Damo sono disponibili con una vasta gamma di accessori e optional specifici concepiti per facilitare la realizzazione e installazione di sistemi monoasse e multiasse.

All Units are available with a wide range of accessories and specific options designed to simplify the construction and installation of single-axis and multi-axis systems.

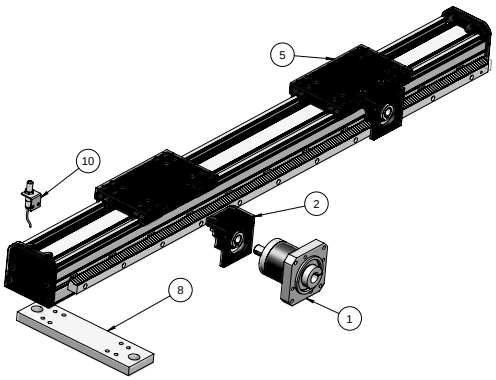

L'ufficio tecnico è a disposizione per la valutazione di applicazioni speciali e per analisi approfondite.
The technical department is available for the evaluation of special applications and for detailed analysis.

MODELLO / MODEL

AMR183LL

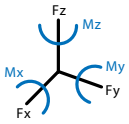

Sono rappresentate le deformazioni massime in condizioni isostatiche, in appoggio, con vincolo torsionale semplice e carico in mezzeria. La deformazione effettiva dipende dalle condizioni di vincolo e dalla combinazione di carico.

Maximum deflection in isostatic condition centrally loaded. Actual strain depends on constraint condition and load combination.

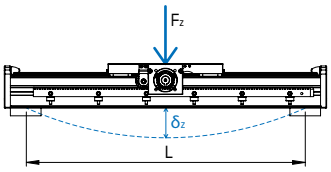

DEFORMAZIONE ELASTICA / ELASTIC DEFORMATION

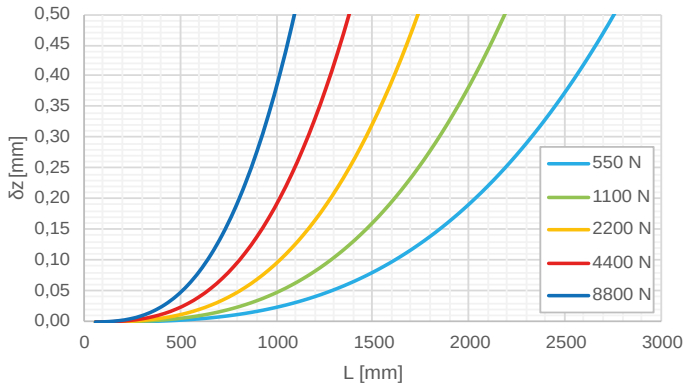

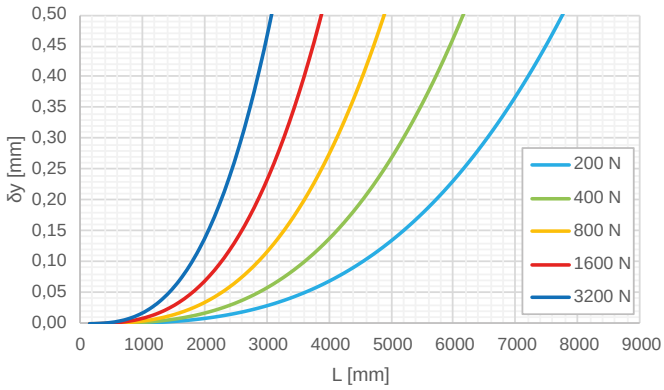

LIMITI STRUTTURALI /STRUCTURAL LIMITS

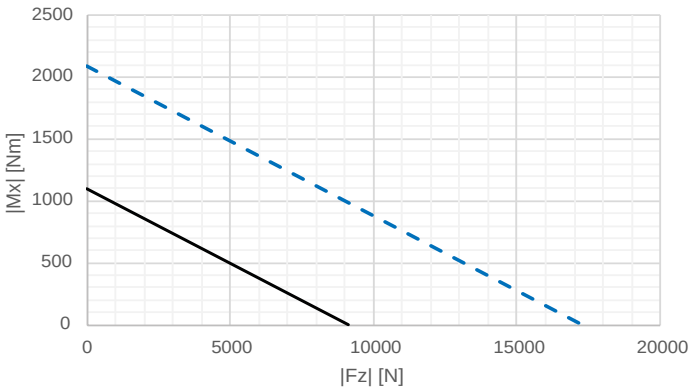

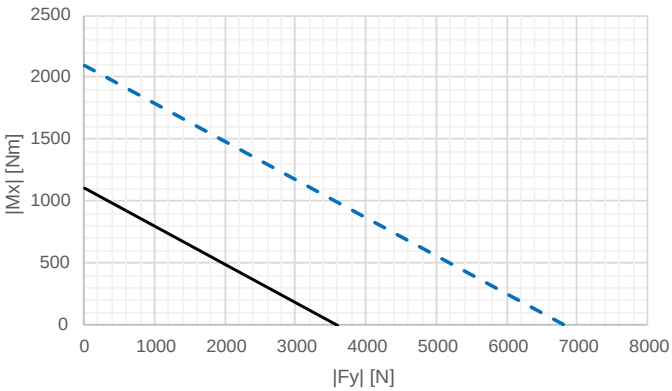

— Limite rottura a fatica: vita stimata superiore ai $10x10^6$ cicli col 99% probabilità. I grafici non possono essere combinati e valgono per: |Mx| <= 0.1 |My| e |Mx| <= 0.1 |Mz|.
Fatigue limit: estimated lifetime higher than $10x10^6$ cycles with 99% probability. Charts cannot be combined and are valid for: |Mx| <=0.1 |My| and |Mx| <=0.1 |Mz|.

--- Arresto d'emergenza max 100 volte nel corso della vita del prodotto.
Emergency stop max 100 times during service life.

Per casi di sollecitazione composta si faccia riferimento all'ufficio tecnico.
In case of combined stress contact our technical department.

MODELLO / MODEL

AMR183LL

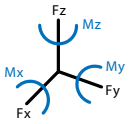

Sono rappresentate le deformazioni massime in condizioni isostatiche, con vincolo rigido e carico all'estremità. La deformazione effettiva dipende dalle condizioni di vincolo e dalla combinazione di carico.

Maximum deflection in an isostatic cantilever loaded condition. Actual strain depends on constraint condition and load combination.

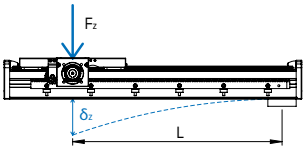

DEFORMAZIONE ELASTICA / ELASTIC DEFORMATION

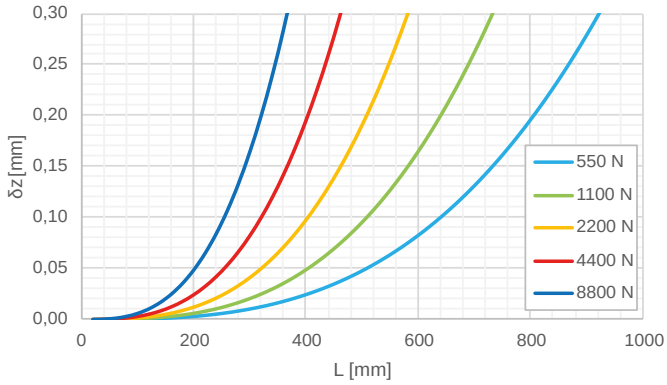

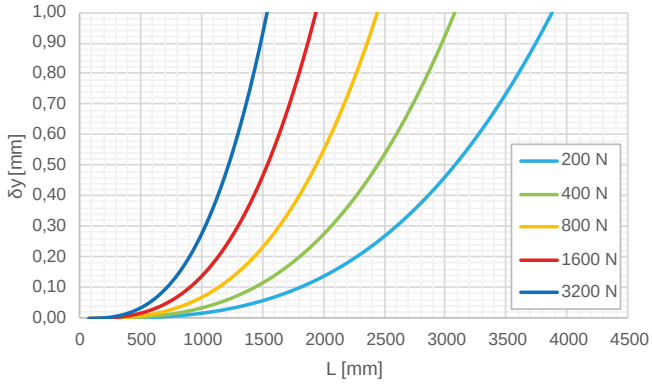

LIMITI STRUTTURALI /STRUCTURAL LIMITS

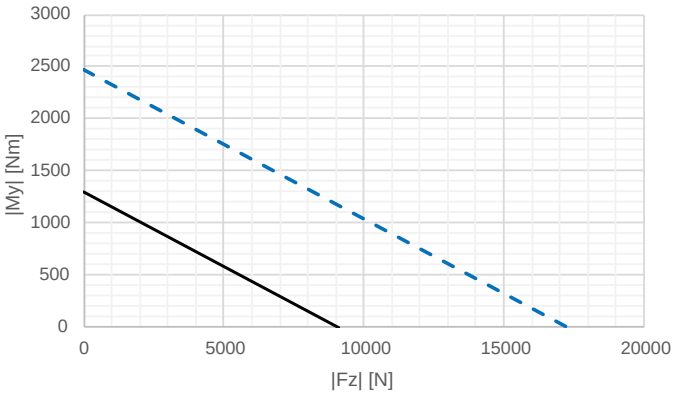

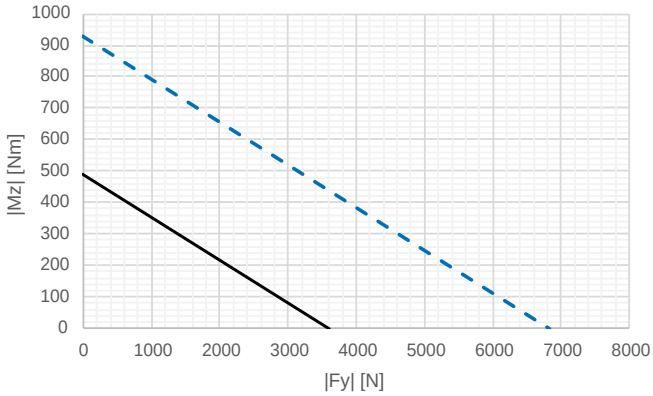

— Limite rottura a fatica: vita stimata superiore ai $10x10^6$ cicli col 99% probabilità. I grafici non possono essere combinati e valgono per: |Mx| <= 0.1 |My| e |Mx| <= 0.1 |Mz|.
Fatigue limit: estimated lifetime higher than $10x10^6$ cycles with 99% probability. Charts cannot be combined and are valid for: |Mx| <=0.1 |My| and |Mx| <=0.1 |Mz|.

--- Arresto d'emergenza max 100 volte nel corso della vita del prodotto.
Emergency stop max 100 times during service life.

Per casi di sollecitazione composta si faccia riferimento all'ufficio tecnico.
In case of combined stress contact our technical department.

CODIFICA UNITÀ LINEARI
TYPE CODES

AMR	240	LO	01500	-	E	M2	Q6	-	XX

TIPO UNITÀ / MODEL

AMR	Unità lineare a cremagliera *Rack and pinion linear unit*

TAGLIA / SIZE

240	Profilo larghezza 140 mm *Profile width 140 mm*

TIPOLOGIA CARRO PER UNITÀ AMR240
CARRIAGE TYPE FOR AMR240

LO	Carro lungo biguida ortogonale *Long carriage with orthogonal dual guide rail*

CORSA UTILE UNITÀ (mm) / EFFECTIVE STROKE (mm)

TIPOLOGIA DENTI CREMAGLIERA
RACK TYPE

E	Denti inclinati *Helix tooth*

MODULO CREMAGLIERA PER UNITÀ AMR240
RACK MODULE FOR MODEL AMR240

M2	Modulo cremagliera M2 *Rack module M2*

QUALITÀ CREMAGLIERA
RACK QUALITY CLASS

Q6	Errore passo -0,008/0,008 mm | Errore totale -0,035/0,035 al mt *Pitch error -0,008/0,008 mm | Total error -0,035/0,035 x mt*

TIPOLOGIA CONFIGURAZIONE / CONFIGURATION TYPE

A	Configurazione standard *Standard configuration*
C	Configurazione personalizzata *Custom configuration*

MODELLO / MODEL

AMR240LO

INFORMAZIONI TECNICHE / TECHNICAL INFORMATION

Massa base unità (corsa zero) *Unit's base mass (zero stroke)*	[Kg]	30
Massa lineare unità *Unit's linear mass*	[Kg/100mm]	3,49
Massa carro *Carriage's mass*	[Kg]	14
Velocità massima* *Maximum velocity*	[m/s]	4
Ripetibilità a vuoto *Unloaded repeatability*	[mm]	± 0,023
Sviluppo pignone *Pinion primitive circumference*	[mm/giro]	146,661
Modulo ingranaggio *Gear module*	[-]	2
Tipo cremagliera *Rack features*	Denti obliqui classe precisione Q6 *Helix tooth accuracy class Q6*	
Forza massima di avanzamento* *Maximum feed force*	[N]	4300
Momento principale d'inerzia Y *Principal moment of inertia Y*	[cm⁴]	9428
Momento principale d'inerzia Z *Principal moment of inertia Z*	[cm⁴]	3578

* I valori sono da considerarsi indicativi.
Prestazioni superiori sono possibili e vanno verificate col nostro ufficio tecnico.
Values should be considered as an indication.
Higher performance are possible. Please Contact our technical department.



Tutti i grafici di seguito sono riferiti a carichi applicati sulla faccia superiore del carro. In caso di carichi applicati sulla faccia laterale le prestazioni possono differire e vanno verificate con il nostro ufficio tecnico.

All the graphs below refer to loads applied on the upper face of the carriage. In case of loads applied on the lateral face the performances may vary and must be verified with our technical department.

CARICO MASSIMO AMMISSIBILE / MAXIMUM PERMISSIBLE LOAD

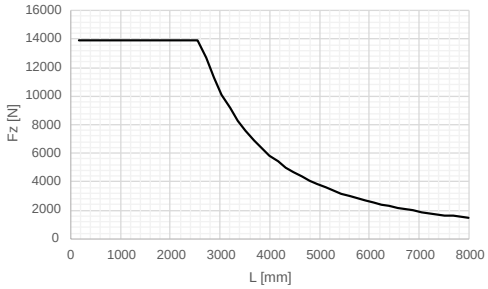

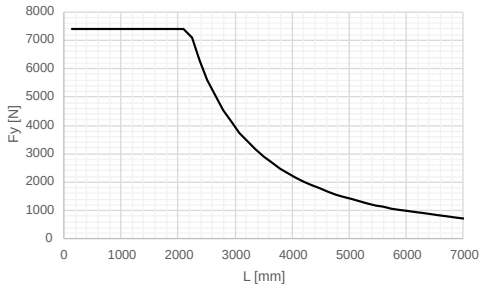

Sono rappresentati i carichi massimi applicabili in condizioni isostatiche, in appoggio, con vincolo torsionale semplice e carico in mezzeria.

Maximum load in isostatic condition centrally loaded.

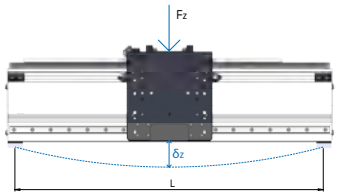

CARICO MASSIMO AMMISSIBILE / MAXIMUM PERMISSIBLE LOAD

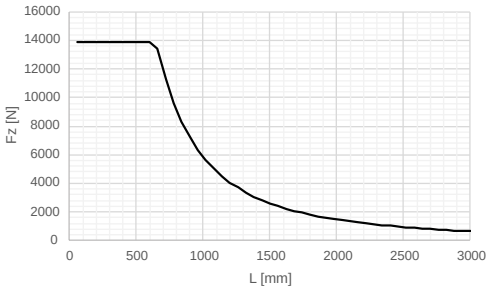

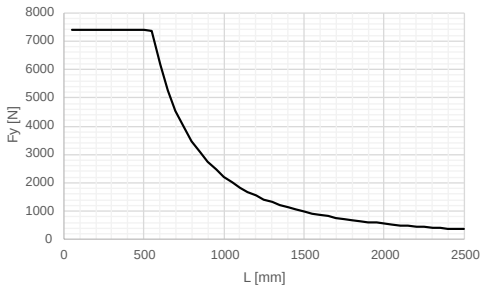

Sono rappresentati i carichi massimi applicabili in condizioni isostatiche, con vincolo rigido e carico all'estremità.

Maximum load in an isostatic cantilever loaded condition.

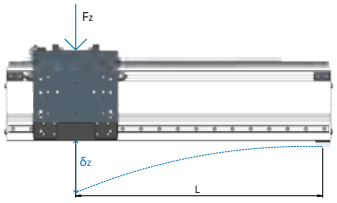

Si raccomanda di non superare i limiti dei grafici per non avere malfunzionamento dell'unità, peggioramento delle prestazioni o eccessiva usura.
We recommend not to exceed the maximum values to avoid lower performance, a reduced reliability and a big wear of the components.

DIMENSIONI / DIMENSIONS

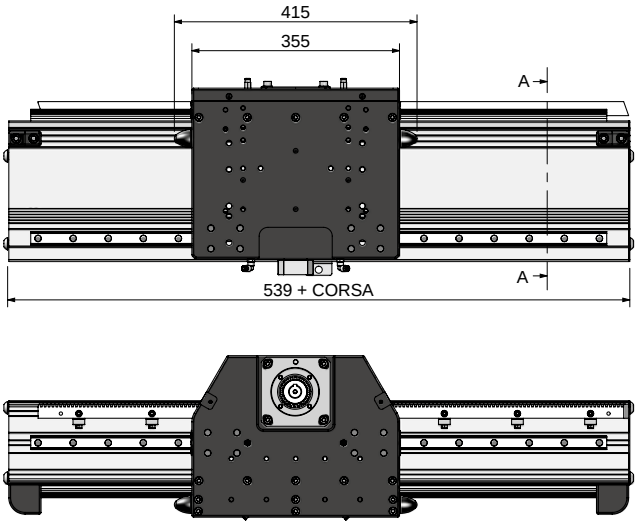

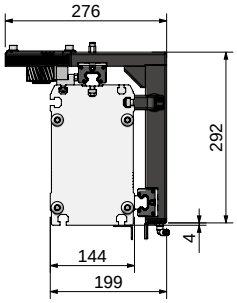

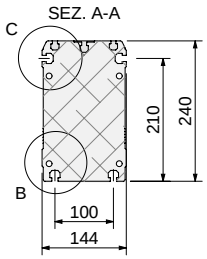

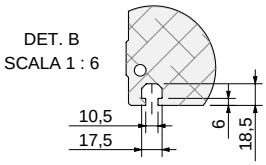

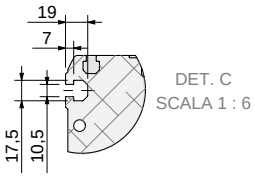

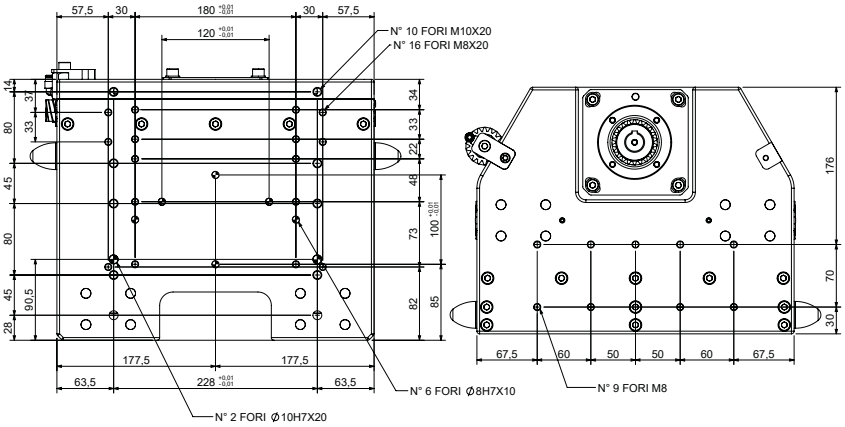

Tipologia interfaccia riduttore (2)
Gearbox interface type
Kit IF88

Accessori ***Accessories***	**Cinghia** ***Belt***	**Vite** ***Ballscrew***	**Cremagliera** ***Rack and pinion***
(1) Riduttore *Gearbox*	x	x	x
(2) Kit assiale *Axial kit*	x	x	x
(3) Calettatore *Keyless Locking Device*	x		x
(4) Albero di torsione *Torsion shaft*	x		x
(5) Carro aggiuntivo *Additional carriage*	x		x
(6) Giunto elastico *Elastic coupling*	x		
(7) Freno stazionamento *Standing brake*	x		
(8) Elemento fissaggio/tassello *Fastening/plug*	x	x	x
(9) Kit rinvio *Transfer box*	x	x	
(10) Supporto sensore/Camma *Sensor bracket/Cam*	x	x	x

Le Unità Damo sono disponibili con una vasta gamma di accessori e optional specifici concepiti per facilitare la realizzazione e installazione di sistemi monoasse e multiasse.

All Units are available with a wide range of accessories and specific options designed to simplify the construction and installation of single-axis and multi-axis systems.

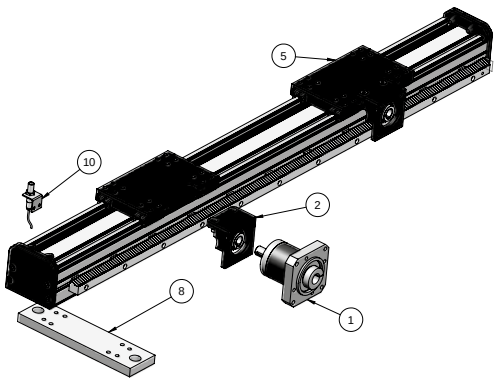

L'ufficio tecnico è a disposizione per la valutazione di applicazioni speciali e per analisi approfondite.
The technical department is available for the evaluation of special applications and for detailed analysis.

MODELLO / MODEL

AMR240LO



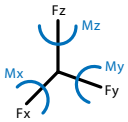

Sono rappresentate le deformazioni massime in condizioni isostatiche, in appoggio, con vincolo torsionale semplice e carico in mezzeria. La deformazione effettiva dipende dalle condizioni di vincolo e dalla combinazione di carico.

Maximum deflection in isostatic condition centrally loaded. Actual strain depends on constraint condition and load combination.

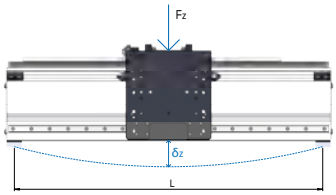

DEFORMAZIONE ELASTICA / ELASTIC DEFORMATION

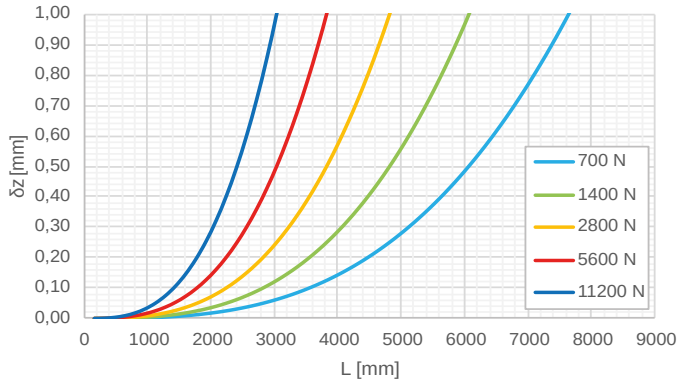

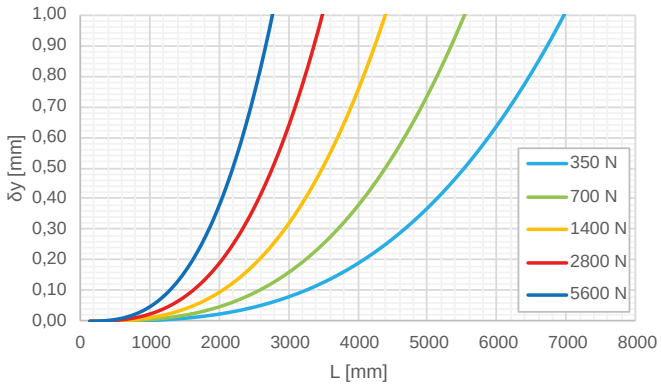

LIMITI STRUTTURALI /STRUCTURAL LIMITS

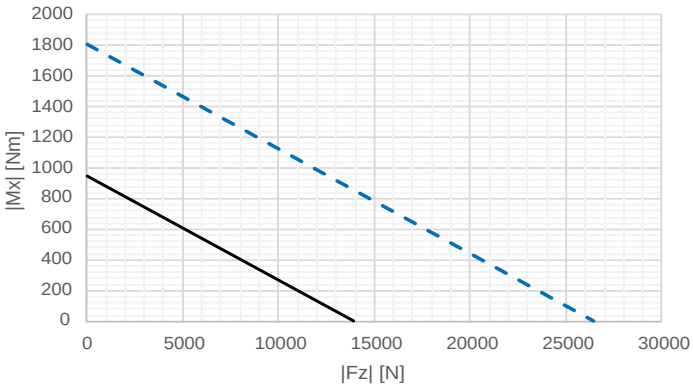

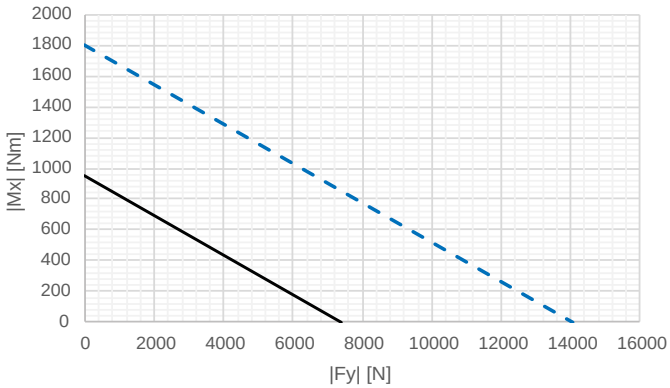

— Limite rottura a fatica: vita stimata superiore ai $10x10^6$ cicli col 99% probabilità. I grafici non possono essere combinati e valgono per: |Mx| <= 0.1 |My| e |Mx| <= 0.1 |Mz|.
Fatigue limit: estimated lifetime higher than $10x10^6$ cycles with 99% probability. Charts cannot be combined and are valid for: |Mx| <=0.1 |My| and |Mx| <=0.1 |Mz|.

--- Arresto d'emergenza max 100 volte nel corso della vita del prodotto.
Emergency stop max 100 times during service life.

Per casi di sollecitazione composta si faccia riferimento all'ufficio tecnico.
In case of combined stress contact our technical department.

MODELLO / MODEL

AMR240LO



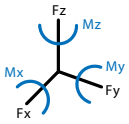

Sono rappresentate le deformazioni massime in condizioni isostatiche, con vincolo rigido e carico all'estremità. La deformazione effettiva dipende dalle condizioni di vincolo e dalla combinazione di carico.

Maximum deflection in an isostatic cantilever loaded condition. Actual strain depends on constraint condition and load combination.

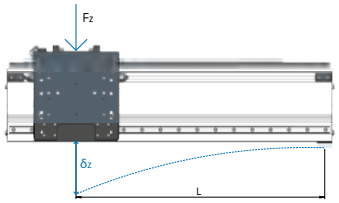

DEFORMAZIONE ELASTICA / ELASTIC DEFORMATION

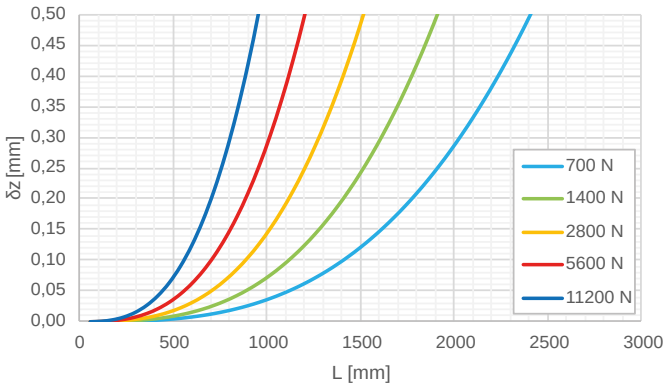

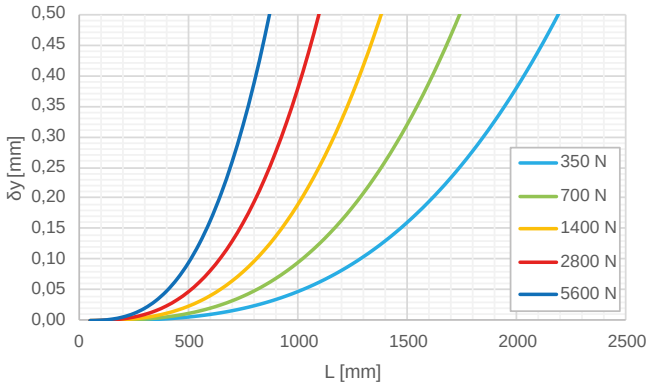

LIMITI STRUTTURALI /STRUTTURAL LIMITS

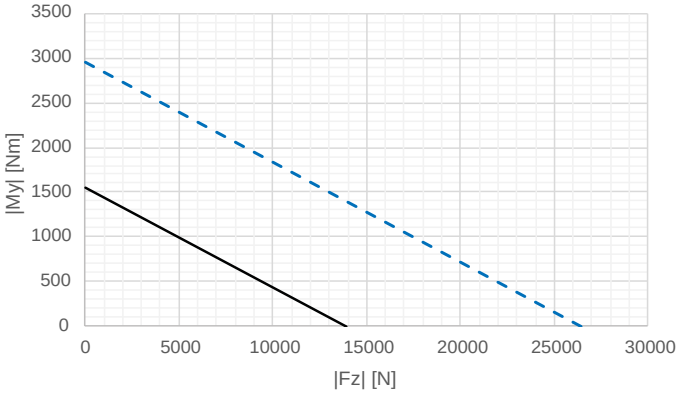

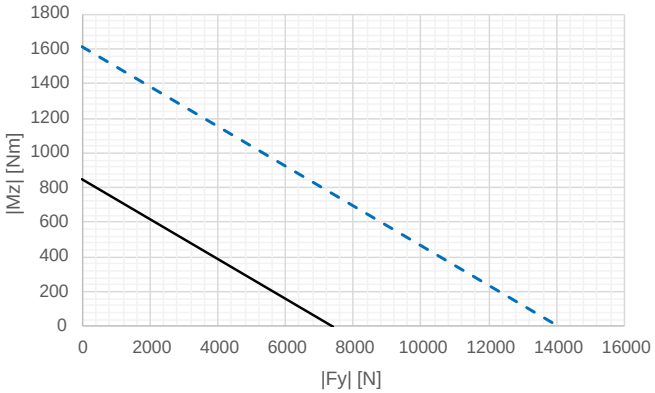

— Limite rottura a fatica: vita stimata superiore ai $10x10^6$ cicli col 99% probabilità. I grafici non possono essere combinati e valgono per: |Mx| <= 0.1 |My| e |Mx| <= 0.1 |Mz|.
Fatigue limit: estimated lifetime higher than $10x10^6$ cycles with 99% probability. Charts cannot be combined and are valid for: |Mx| <=0.1 |My| and |Mx| <=0.1 |Mz|.

--- Arresto d'emergenza max 100 volte nel corso della vita del prodotto.
Emergency stop max 100 times during service life.

Per casi di sollecitazione composta si faccia riferimento all'ufficio tecnico.
In case of combined stress contact our technical department.

UNITÀ LINEARE TELESCOPICA

TELESCOPIC LINEAR UNIT



SERIE TEL

SERIES

322 TEL060FBS

328 TEL160FBS

332 TEL200FBS

338 TEL260FBO

TEL **060** **FBS** **00800** - **XXX** - **XX**

TIPO UNITÀ / MODEL

TEL	Unità lineare telescopica cinghia/cinghia *Telescopic linear unit belt/belt*

TAGLIA / SIZE

060	Profilo larghezza 60 mm (Larghezza unità 180 mm) *Profile width 60 mm* *(Unit width 180 mm)*

TIPOLOGIA CARRO / CARRIAGE TYPE

FBS	Carro fisso biguida laterale e profilo mobile *Fixed carriage with lateral dual guide rail and mobile profile*

CORSA UTILE UNITÀ (mm) / EFFECTIVE STROKE (mm)

PULEGGIA (vedi versione puleggia) / PULLEY (view pulley version)

TIPOLOGIA CONFIGURAZIONE / CONFIGURATION TYPE

A	Configurazione standard *Standard configuration*
C	Configurazione personalizzata *Custom configuration*

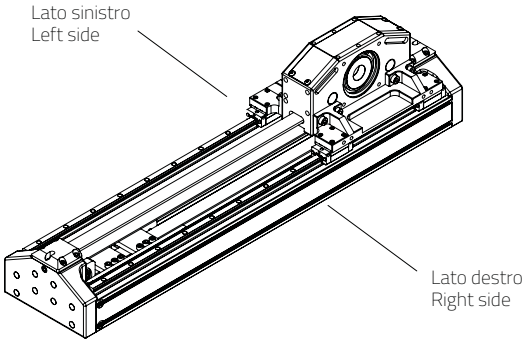

VERSIONE PULEGGIA / PULLEY VERSION

PULEGGIA / PULLEY

S42	Puleggia con foro Ø 26 mm a destra e Ø42 mm a sinistra *Pulley with hole Ø 26 mm on the right and Ø 42 mm on the left*
D42	Puleggia con foro Ø 26 mm a sinistra e Ø42 mm a destra *Pulley with hole Ø 26 mm on the left and Ø 42 mm on the right*
F47	Puleggia con foro passante Ø 47 *Pulley with hole Ø 47*

S42

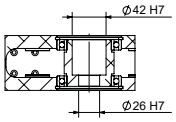

D42

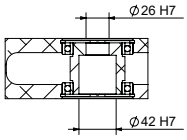

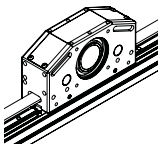

F47

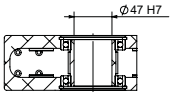

MODELLO / MODEL

TEL060FBS

INFORMAZIONI TECNICHE / TECHNICAL INFORMATION

Massa base unità (corsa zero) *Unit's base mass (zero stroke)*	[Kg]	15,7
Massa lineare unità *Unit's linear mass*	[Kg/100 mm]	0,62
Massa carro secondo sfilo (corsa zero) *Carriage's mass second extension (zero stroke)*	[Kg]	3,5
Massa carro secondo sfilo (x 100 mm corsa) *Carriage's mass second extension (x 100 mm stroke)*	[Kg/100mm]	0
Massa primo sfilo (corsa zero) *Mass first extension (zero stroke)*	[Kg]	3,5
Massa primo sfilo (x 100 mm corsa) *Mass first extension (x 100 mm stroke)*	[Kg/100mm]	0,62
Velocità massima* *Maximum velocity*	[m/s]	4
Ripetibilità a vuoto *Unloaded repeatability*	[mm]	±0,15
Azionamento primo sfilo - secondo sfilo *Drive first extension - second extension*	Cinghia/Cinghia *Belt/Belt*	
Taglia cinghia primo sfilo *Belt's size first extension*		25 AT 10
Sviluppo puleggia *Pulley's circumference*	[mm/giro]	200

* I valori sono da considerarsi indicativi.
Prestazioni superiori sono possibili e vanno verificate col nostro ufficio tecnico.
Values should be considered as an indication.
Higher performance are possible. Please Contact our technical department.



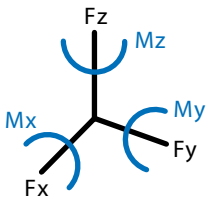

CARICO MASSIMO AMMISSIBILE / MAXIMUM PERMISSIBLE LOAD

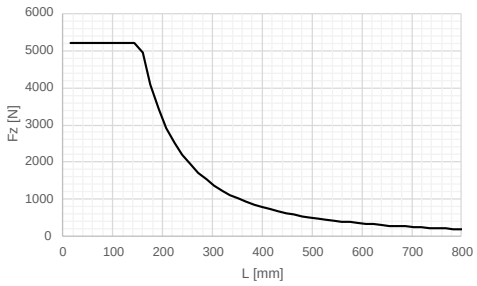

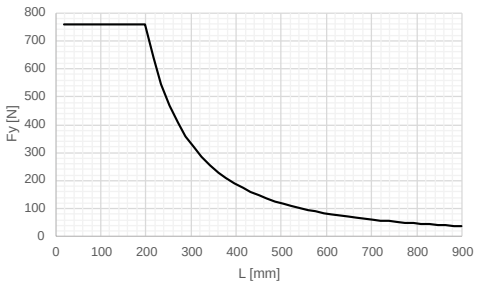

Sono rappresentati i carichi massimi applicabili in condizioni isostatiche, con vincolo rigido e carico all'estremità.

Maximum load in an isostatic cantilever loaded condition.

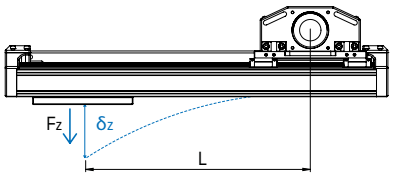

	Accessori ***Accessories***	**Cinghia** ***Belt***	**Vite** ***Ballscrew***	**Cremagliera** ***Rack and pinion***
1	Riduttore *Gearbox*	x	x	x
2	Kit assiale *Axial kit*	x	x	x
3	Calettatore *Keyless Locking Device*	x		x
4	Albero di torsione *Torsion shaft*	x		x
5	Carro aggiuntivo *Additional carriage*	x		x
6	Giunto elastico *Elastic coupling*	x		
7	Freno stazionamento *Standing brake*	x		
8	Elemento fissaggio/tassello *Fastening/plug*	x	x	x
9	Kit rinvio *Transfer box*	x	x	
10	Supporto sensore/Camma *Sensor bracket/Cam*	x	x	x

Le Unità Damo sono disponibili con una vasta gamma di accessori e optional specifici concepiti per facilitare la realizzazione e installazione di sistemi monoasse e multiasse.

All Units are available with a wide range of accessories and specific options designed to simplify the construction and installation of single-axis and multi-axis systems.

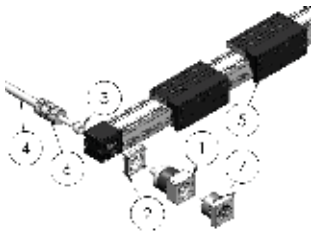

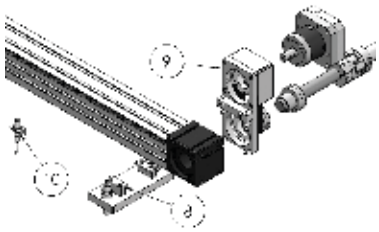

Si raccomanda di non superare i limiti dei grafici per non avere malfunzionamento dell'unità, peggioramento delle prestazioni o eccessiva usura.
We recommend not to exceed the maximum values to avoid lower performance, a reduced reliability and a big wear of the components.

DIMENSIONI / DIMENSIONS

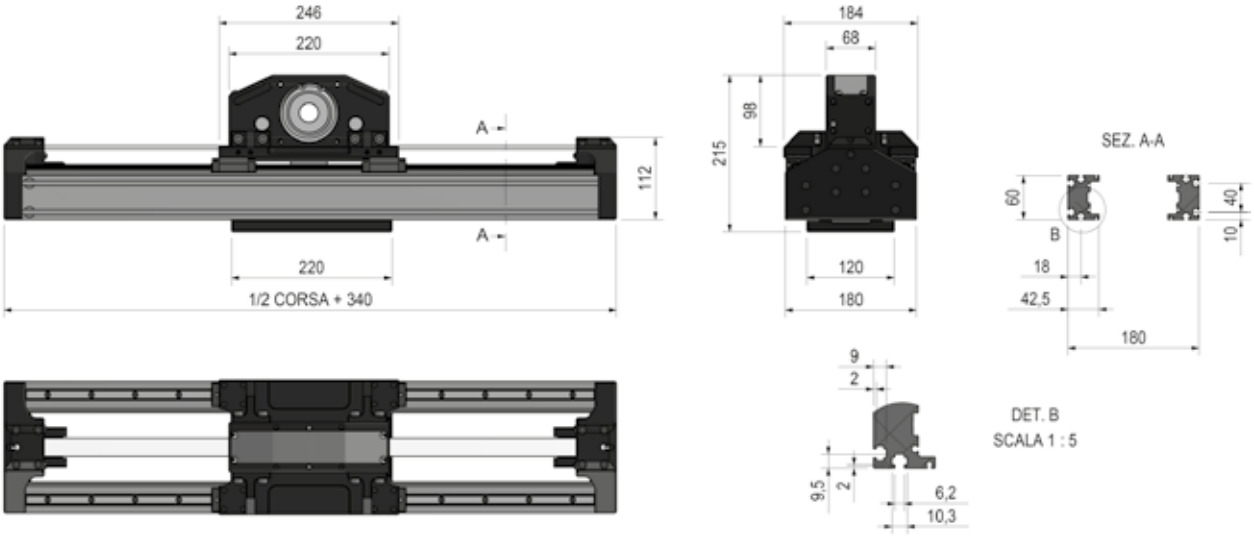

Carro fisso / *Fixed carriage*

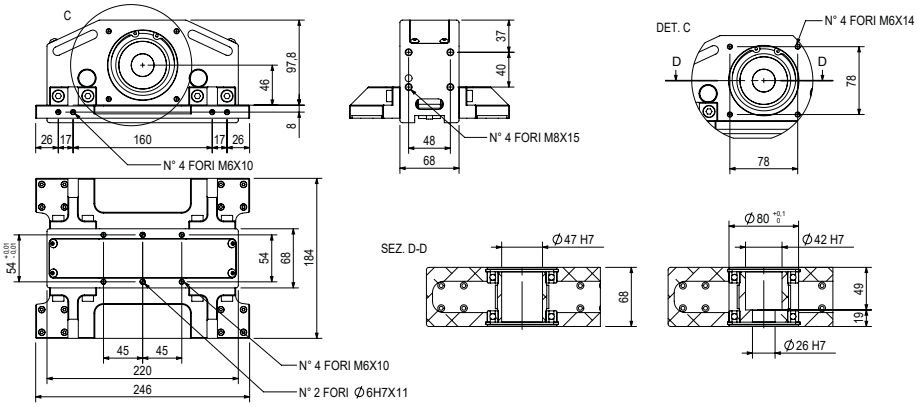

Tipologia interfaccia riduttore (2)
Gearbox interface type
Kit IF30

Configurazioni puleggia
Pulley configurations

Carro mobile / *Mobile carriage*

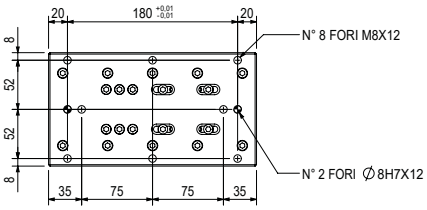

L'ufficio tecnico è a disposizione per la valutazione di applicazioni speciali e per analisi approfondite.
The technical department is available for the evaluation of special applications and for detailed analysis.

MODELLO / MODEL

TEL060FBS

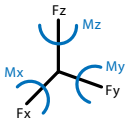

Sono rappresentate le deformazioni massime in condizioni isostatiche, con vincolo rigido e carico all'estremità. La deformazione effettiva dipende dalle condizioni di vincolo e dalla combinazione di carico.

Maximum deflection in an isostatic cantilever loaded condition. Actual strain depends on constraint condition and load combination.

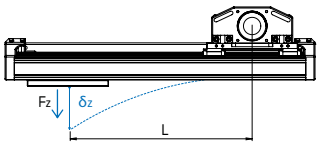

DEFORMAZIONE ELASTICA / ELASTIC DEFORMATION

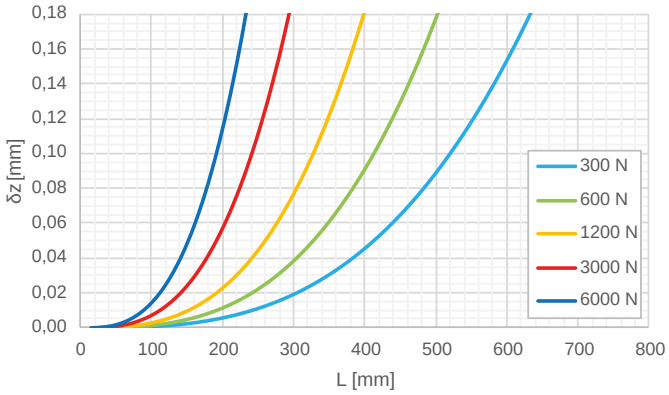

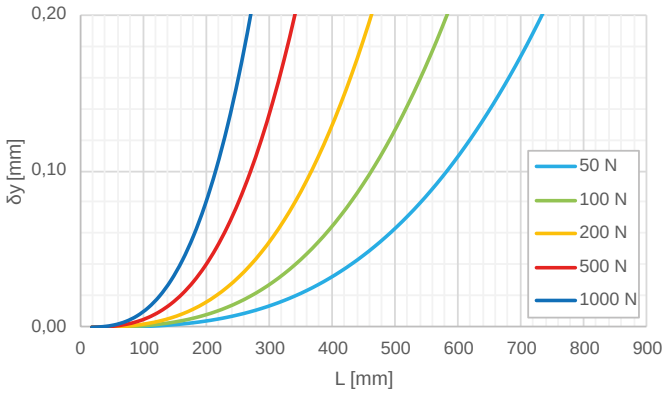

LIMITI STRUTTURALI /STRUCTURAL LIMITS

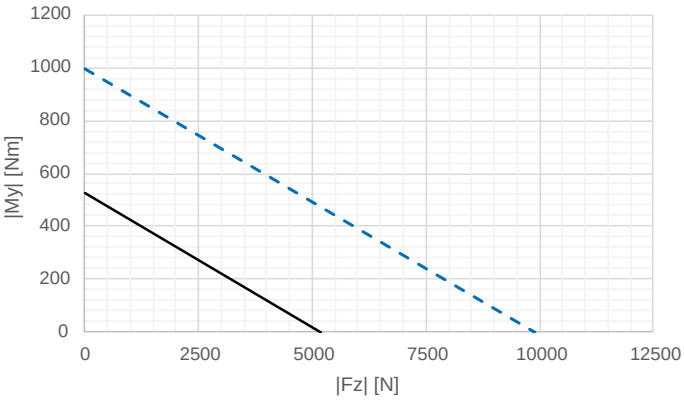

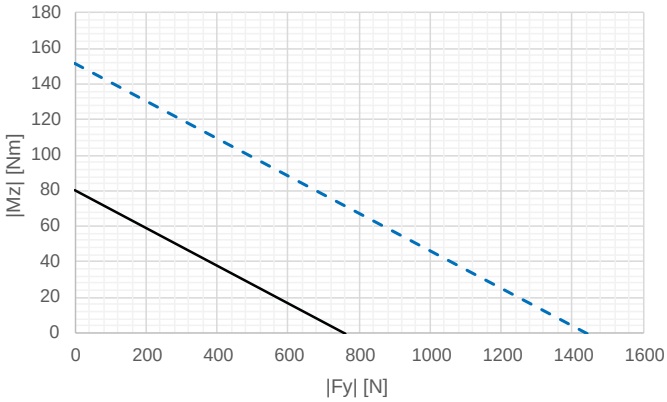

— Limite rottura a fatica: vita stimata superiore ai $10x10^6$ cicli col 99% probabilità. I grafici non possono essere combinati e valgono per: |Mx| <= 0.1 |My| e |Mx| <= 0.1 |Mz|.
Fatigue limit: estimated lifetime higher than $10x10^6$ cycles with 99% probability. Charts cannot be combined and are valid for: |Mx| <=0.1 |My| and |Mx| <=0.1 |Mz|.

--- Arresto d'emergenza max 100 volte nel corso della vita del prodotto.
Emergency stop max 100 times during service life.

Per casi di sollecitazione composta si faccia riferimento all'ufficio tecnico.
In case of combined stress contact our technical department.

CODIFICA UNITÀ LINEARI
TYPE CODES

TEL **160** **FBS** **00800** - **XXX** - **XX**

TIPO UNITÀ / MODEL

TEL	Unità lineare telescopica cinghia/cinghia *Telescopic linear unit belt/belt*

TAGLIA / SIZE

160	Profilo larghezza 160 mm *Profile width 160 mm*
200	Larghezza unità 200 mm *Unit width 200 mm*

TIPOLOGIA CARRO / CARRIAGE TYPE

FBS	Carro fisso biguida laterale e profilo mobile *Fixed carriage with lateral dual guide rail and mobile profile*

CORSA UTILE UNITÀ (mm) / EFFECTIVE STROKE (mm)

PULEGGIA (vedi versione puleggia) / PULLEY (view pulley version)

TIPOLOGIA CONFIGURAZIONE / CONFIGURATION TYPE

A	Configurazione standard *Standard configuration*
C	Configurazione personalizzata *Custom configuration*

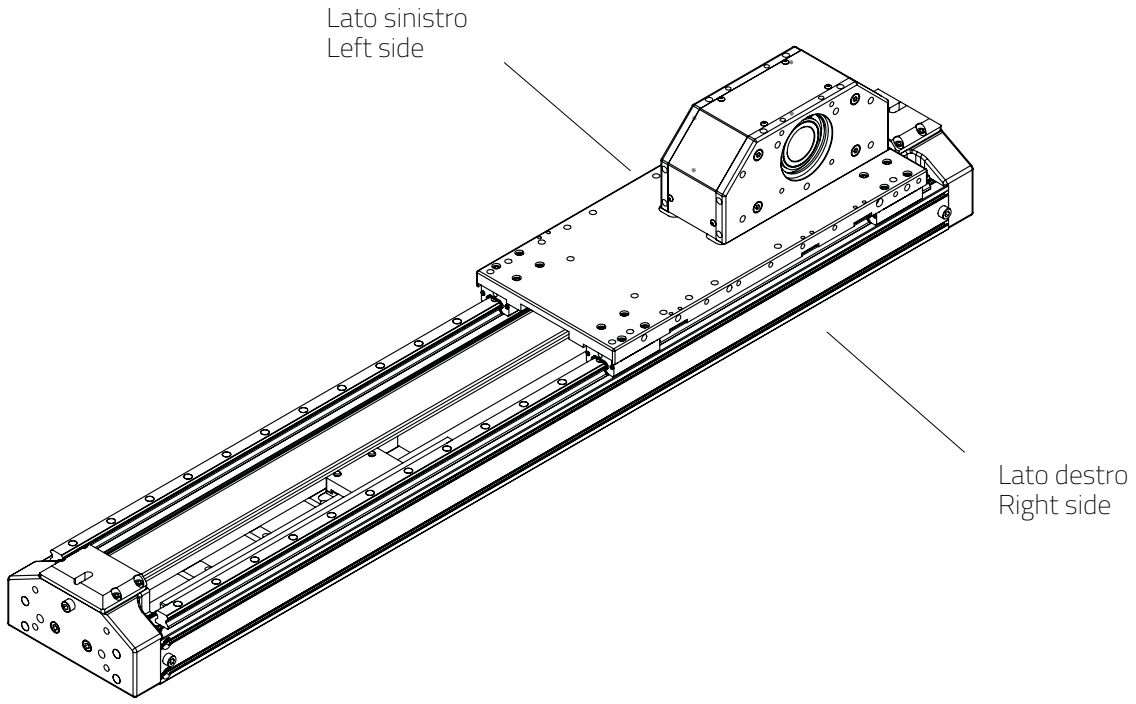

VERSIONE PULEGGIA / PULLEY VERSION

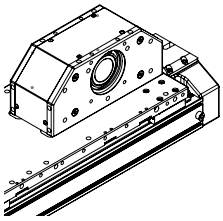

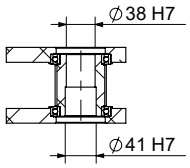

D41

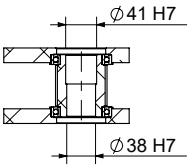

S41

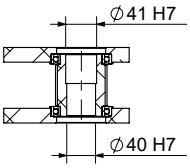

D40

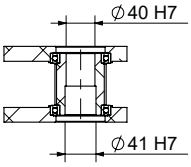

S40

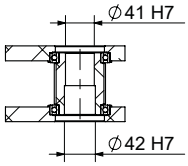

D42

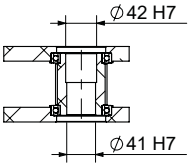

S42

PULEGGIA / PULLEY

D41	Puleggia con foro Ø 41 mm a destra e Ø 38 mm a sinistra *Pulley with hole Ø 41 mm on the right and Ø 38 mm on the left*
S41	Puleggia con foro Ø 41 mm a sinistra e Ø 38 mm a destra *Pulley with hole Ø 41 mm on the left and Ø 38 mm on the right*
D40	Puleggia con foro Ø 40 mm a destra e Ø 41 mm a sinistra *Pulley with hole Ø 40 mm on the right and Ø 41 mm on the left*
S40	Puleggia con foro Ø 40 mm a sinistra e Ø 41 mm a destra *Pulley with hole Ø 40 mm on the left and Ø 41 mm on the right*
D42	Puleggia con foro Ø 42 mm a destra e Ø 41 mm a sinistra *Pulley with hole Ø 42 mm on the right and Ø 41 mm on the left*
S42	Puleggia con foro Ø 42 mm a sinistra e Ø 41 mm a destra *Pulley with hole Ø 42 mm on the left and Ø 41 mm on the right*

MODELLO / MODEL

TEL160FBS

INFORMAZIONI TECNICHE / TECHNICAL INFORMATION

Massa base unità (corsa zero) *Unit's base mass (zero stroke)*	[Kg]	39
Massa lineare unità *Unit's linear mass*	[Kg/100 mm]	1
Massa secondo sfilo (corsa zero) *Mass second extension (zero stroke)*	[Kg]	4,8
Massa secondo sfilo (x 100 mm corsa) *Mass second extension (x 100 mm stroke)*	[Kg/100mm]	0,33
Massa primo sfilo (corsa zero) *Mass first extension (zero stroke)*	[Kg]	7,5
Massa primo sfilo (x 100 mm corsa) *Mass first extension (x 100 mm stroke)*	[Kg/100mm]	0,67
Velocità massima* *Maximum velocity*	[m/s]	4
Ripetibilità a vuoto *Unloaded repeatability*	[mm]	±0,15
Azionamento primo sfilo - secondo sfilo *Drive first extension - second extension*	Cinghia/Cinghia *Belt/Belt*	
Taglia cinghia primo sfilo *Belt's size first extension*		50 AT 10
Sviluppo puleggia *Pulley's circumference*	[mm/giro]	220

* I valori sono da considerarsi indicativi.
Prestazioni superiori sono possibili e vanno verificate col nostro ufficio tecnico.
Values should be considered as an indication.
Higher performance are possible. Please Contact our technical department.



CARICO MASSIMO AMMISSIBILE / MAXIMUM PERMISSIBLE LOAD

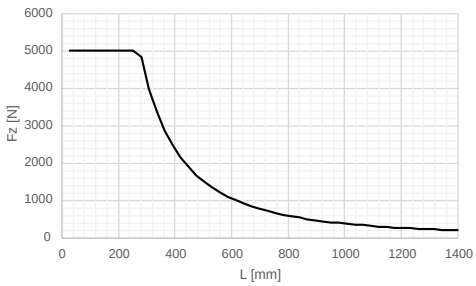

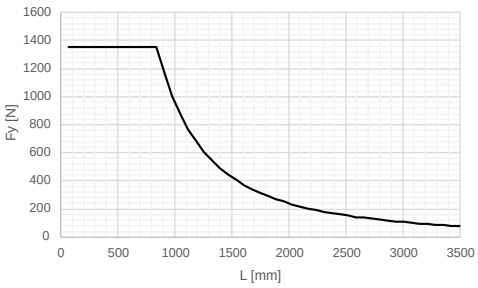

Sono rappresentati i carichi massimi applicabili in condizioni isostatiche, con vincolo rigido e carico all'estremità.

Maximum load in an isostatic cantilever loaded condition.

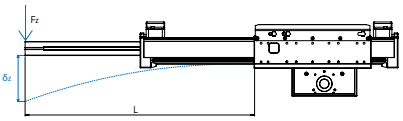

	Accessori ***Accessories***	**Cinghia** ***Belt***	**Vite** ***Ballscrew***	**Cremagliera** ***Rack and pinion***
1	Riduttore *Gearbox*	x	x	x
2	Kit assiale *Axial kit*	x	x	x
3	Calettatore *Keyless Locking Device*	x		x
4	Albero di torsione *Torsion shaft*	x		x
5	Carro aggiuntivo *Additional carriage*	x		x
6	Giunto elastico *Elastic coupling*	x		
7	Freno stazionamento *Standing brake*	x		
8	Elemento fissaggio/tassello *Fastening/plug*	x	x	x
9	Kit rinvio *Transfer box*	x	x	
10	Supporto sensore/Camma *Sensor bracket/Cam*	x	x	x

Le Unità Damo sono disponibili con una vasta gamma di accessori e optional specifici concepiti per facilitare la realizzazione e installazione di sistemi monoasse e multiasse.

All Units are available with a wide range of accessories and specific options designed to simplify the construction and installation of single-axis and multi-axis systems.

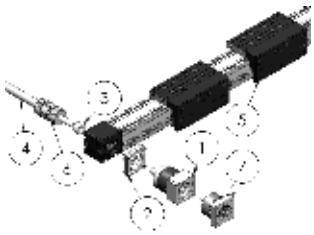

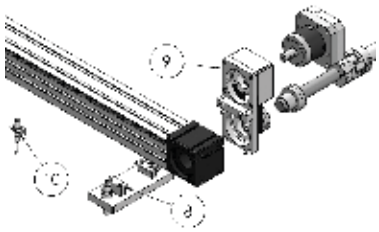

Si raccomanda di non superare i limiti dei grafici per non avere malfunzionamento dell'unità, peggioramento delle prestazioni o eccessiva usura.
We recommend not to exceed the maximum values to avoid lower performance, a reduced reliability and a big wear of the components.

DIMENSIONI / DIMENSIONS

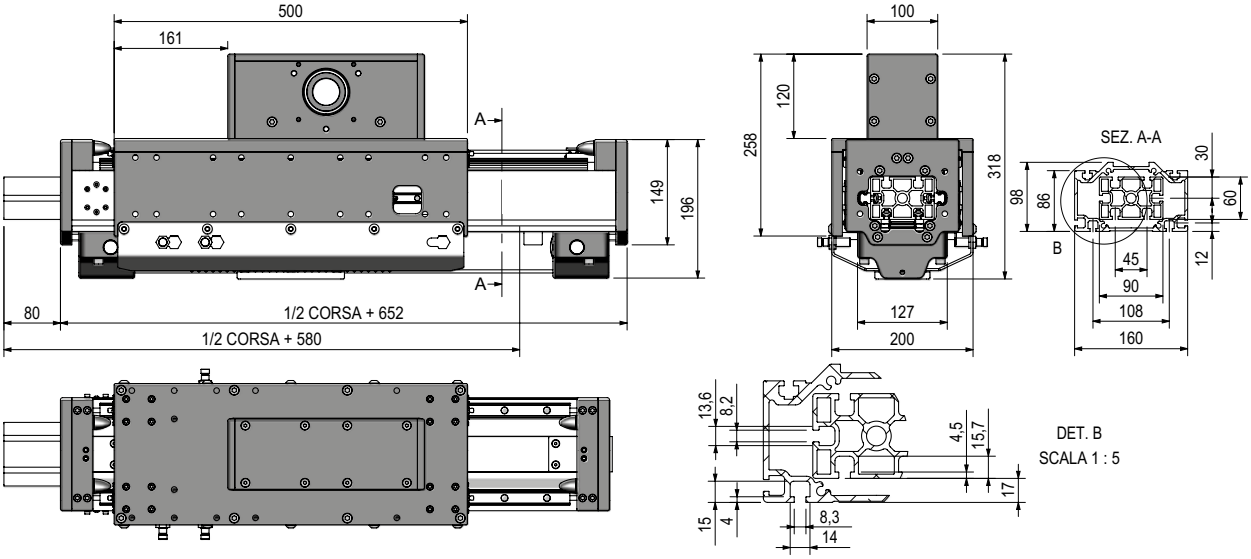

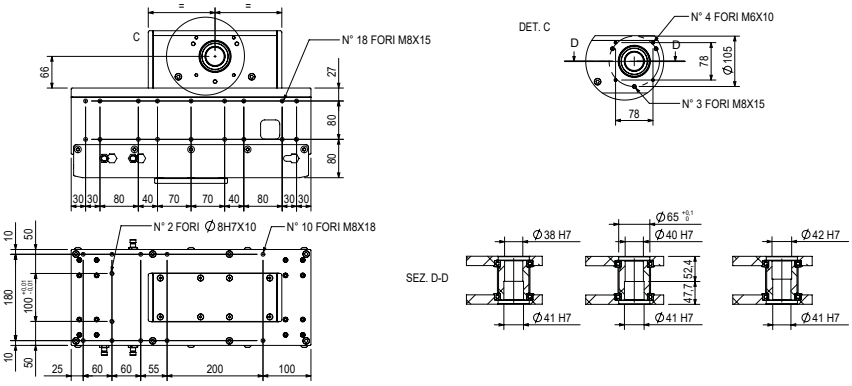

Tipologia interfaccia riduttore (2)
Gearbox interface type
Kit IF29

Configurazioni puleggia
Pulley configurations

L'ufficio tecnico è a disposizione per la valutazione di applicazioni speciali e per analisi approfondite.
The technical department is available for the evaluation of special applications and for detailed analysis.

MODELLO / MODEL

TEL160FBS



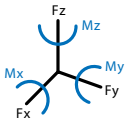

Sono rappresentate le deformazioni massime in condizioni isostatiche, con vincolo rigido e carico all'estremità. La deformazione effettiva dipende dalle condizioni di vincolo e dalla combinazione di carico.

Maximum deflection in an isostatic cantilever loaded condition. Actual strain depends on constraint condition and load combination.

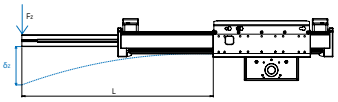

DEFORMAZIONE ELASTICA / ELASTIC DEFORMATION

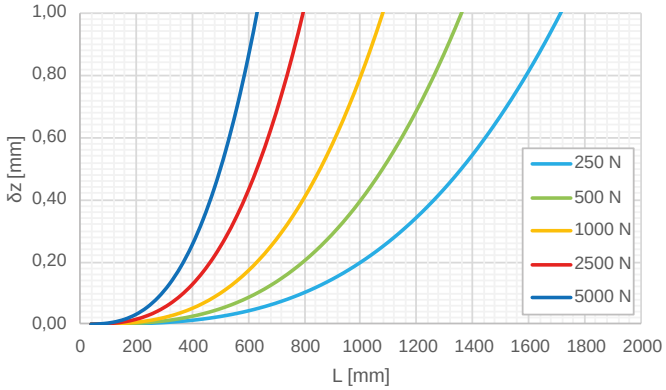

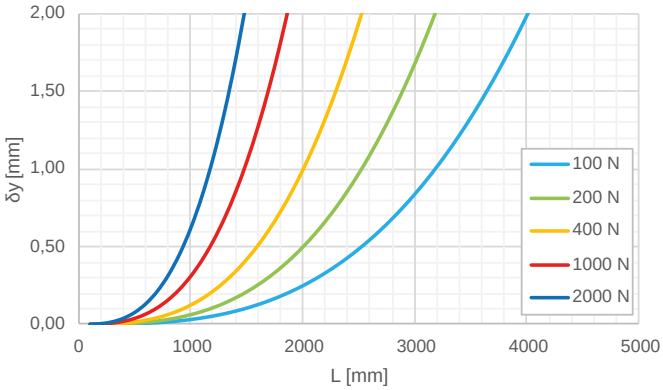

LIMITI STRUTTURALI /STRUCTURAL LIMITS

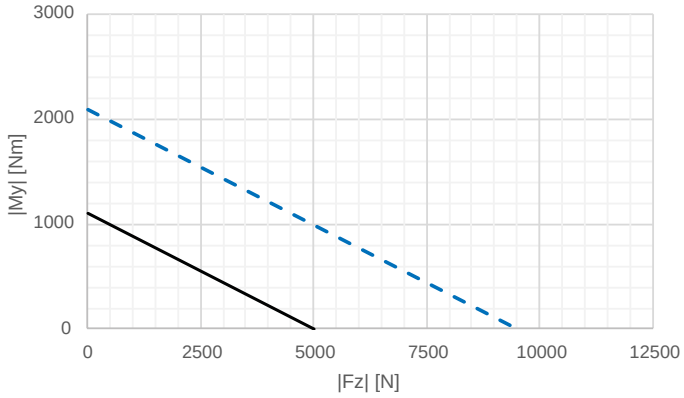

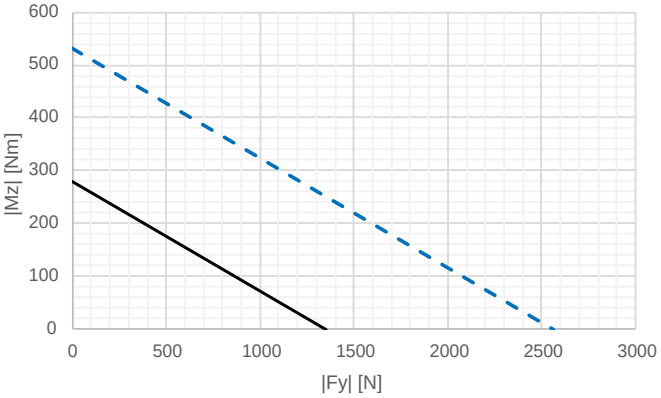

— Limite rottura a fatica: vita stimata superiore ai $10x10^6$ cicli col 99% probabilità. I grafici non possono essere combinati e valgono per: |Mx| <= 0.1 |My| e |Mx| <= 0.1 |Mz|.
Fatigue limit: estimated lifetime higher than $10x10^6$ cycles with 99% probability. Charts cannot be combined and are valid for: |Mx| <=0.1 |My| and |Mx| <=0.1 |Mz|.

--- Arresto d'emergenza max 100 volte nel corso della vita del prodotto.
Emergency stop max 100 times during service life.

Per casi di sollecitazione composta si faccia riferimento all'ufficio tecnico.
In case of combined stress contact our technical department.

MODELLO / MODEL

TEL200FBS

INFORMAZIONI TECNICHE / TECHNICAL INFORMATION

Massa base unità (corsa zero) *Unit's base mass (zero stroke)*	[Kg]	28,5
Massa lineare unità *Unit's linear mass*	[Kg/100 mm]	0,71
Massa carro secondo sfilo (corsa zero) *Carriage's mass second extension (zero stroke)*	[Kg]	4,7
Massa carro secondo sfilo (x 100 mm corsa) *Carriage's mass second extension (x 100 mm stroke)*	[Kg/100mm]	0
Massa primo sfilo (corsa zero) *Mass first extension (zero stroke)*	[Kg]	7,4
Massa primo sfilo (x 100 mm corsa) *Mass first extension (x 100 mm stroke)*	[Kg/100mm]	0,71
Velocità massima* *Maximum velocity*	[m/s]	4
Ripetibilità a vuoto *Unloaded repeatability*	[mm]	±0,15
Azionamento primo sfilo - secondo sfilo *Drive first extension - second extension*	Cinghia/Cinghia *Belt/Belt*	
Taglia cinghia primo sfilo *Belt's size first extension*		50 AT 10
Sviluppo puleggia *Pulley's circumference*	[mm/giro]	220

* I valori sono da considerarsi indicativi.
Prestazioni superiori sono possibili e vanno verificate col nostro ufficio tecnico.
Values should be considered as an indication.
Higher performance are possible. Please Contact our technical department.



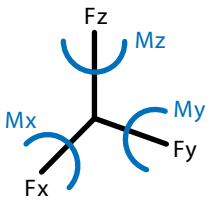

CARICO MASSIMO AMMISSIBILE / MAXIMUM PERMISSIBLE LOAD

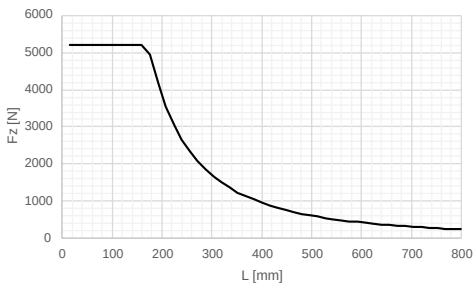

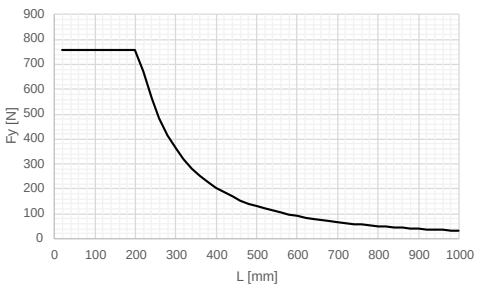

Sono rappresentati i carichi massimi applicabili in condizioni isostatiche, con vincolo rigido e carico all'estremità.

Maximum load in an isostatic cantilever loaded condition.

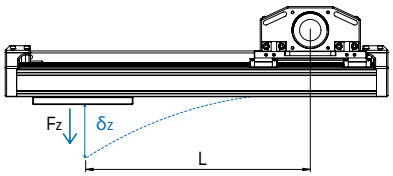

	Accessori ***Accessories***	**Cinghia** ***Belt***	**Vite** ***Ballscrew***	**Cremagliera** ***Rack and pinion***
1	Riduttore *Gearbox*	x	x	x
2	Kit assiale *Axial kit*	x	x	x
3	Calettatore *Keyless Locking Device*	x		x
4	Albero di torsione *Torsion shaft*	x		x
5	Carro aggiuntivo *Additional carriage*	x		x
6	Giunto elastico *Elastic coupling*	x		
7	Freno stazionamento *Standing brake*	x		
8	Elemento fissaggio/tassello *Fastening/plug*	x	x	x
9	Kit rinvio *Transfer box*	x	x	
10	Supporto sensore/Camma *Sensor bracket/Cam*	x	x	x

Le Unità Damo sono disponibili con una vasta gamma di accessori e optional specifici concepiti per facilitare la realizzazione e installazione di sistemi monoasse e multiasse.

All Units are available with a wide range of accessories and specific options designed to simplify the construction and installation of single-axis and multi-axis systems.

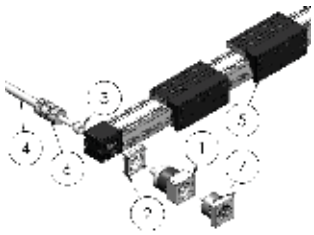

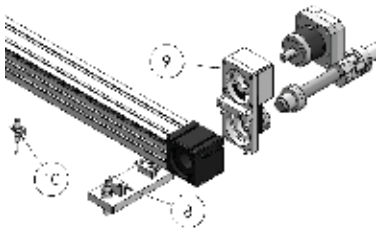

Si raccomanda di non superare i limiti dei grafici per non avere malfunzionamento dell'unità, peggioramento delle prestazioni o eccessiva usura.
We recommend not to exceed the maximum values to avoid lower performance, a reduced reliability and a big wear of the components.

DIMENSIONI / DIMENSIONS

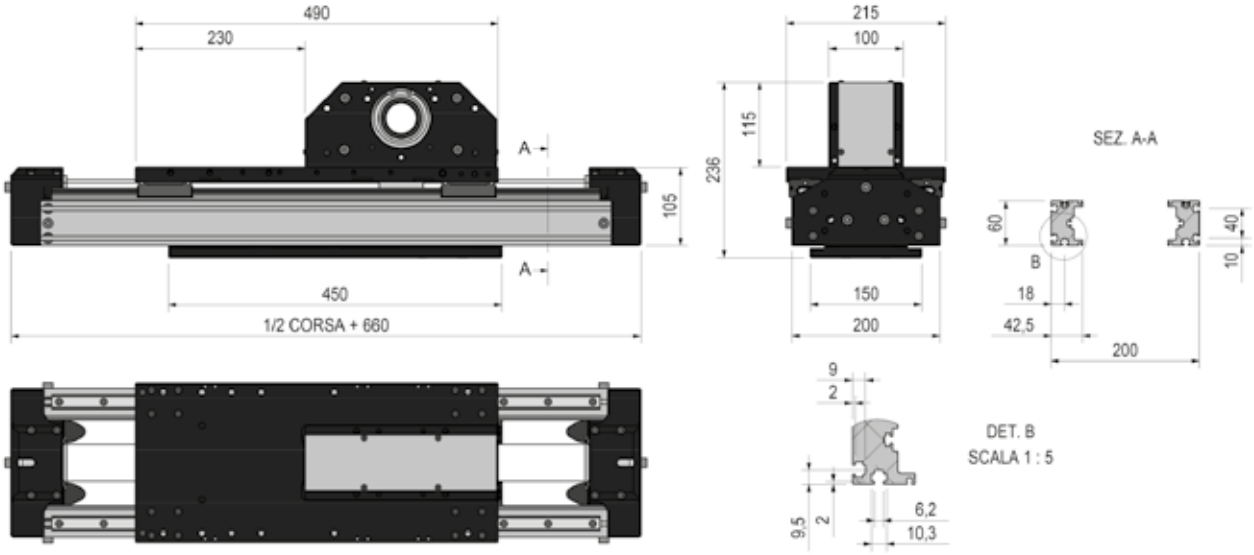

Carro fisso / *Fixed carriage*

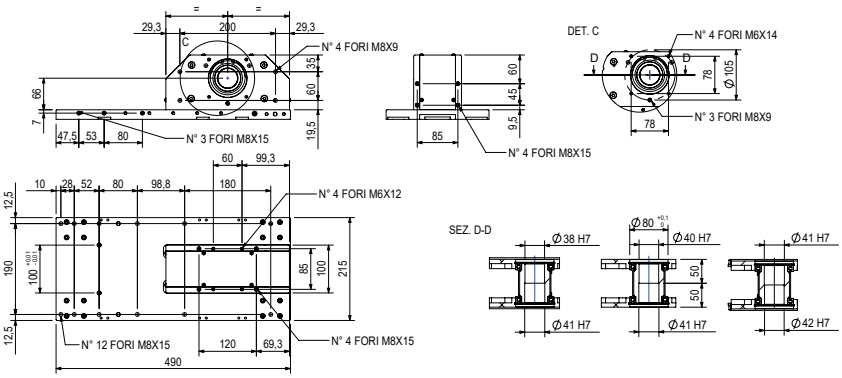

Tipologia interfaccia riduttore (2)
Gearbox interface type
Kit IF30

Configurazioni puleggia
Pulley configurations

Carro mobile / *Mobile carriage*

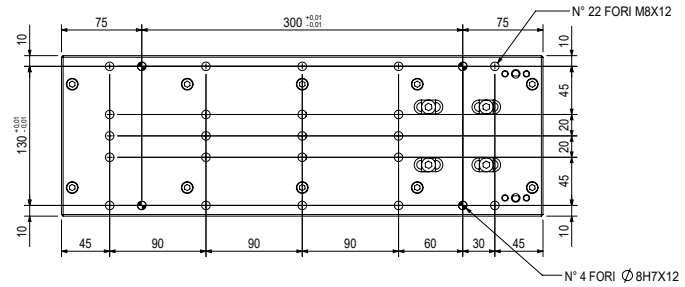

L'ufficio tecnico è a disposizione per la valutazione di applicazioni speciali e per analisi approfondite.
The technical department is available for the evaluation of special applications and for detailed analysis.

MODELLO / MODEL

TEL200FBS

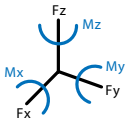

Sono rappresentate le deformazioni massime in condizioni isostatiche, con vincolo rigido e carico all'estremità. La deformazione effettiva dipende dalle condizioni di vincolo e dalla combinazione di carico.

Maximum deflection in an isostatic cantilever loaded condition. Actual strain depends on constraint condition and load combination.

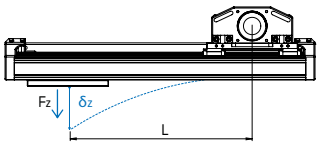

DEFORMAZIONE ELASTICA / ELASTIC DEFORMATION

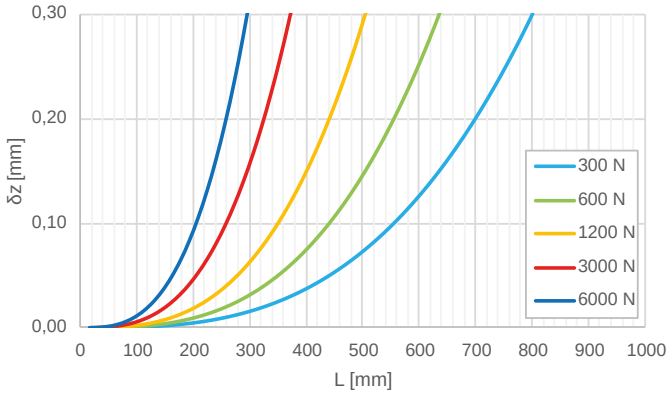

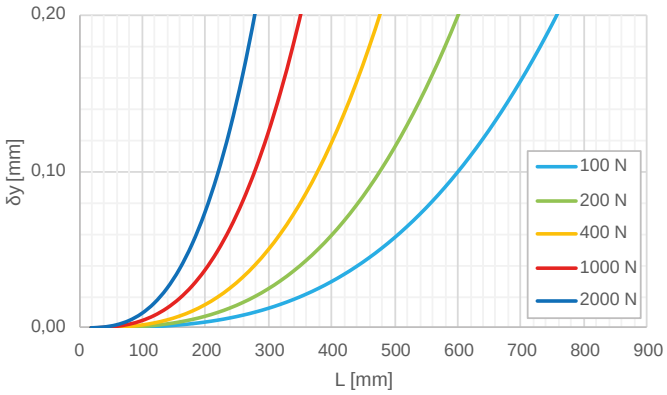

LIMITI STRUTTURALI /STRUCTURAL LIMITS

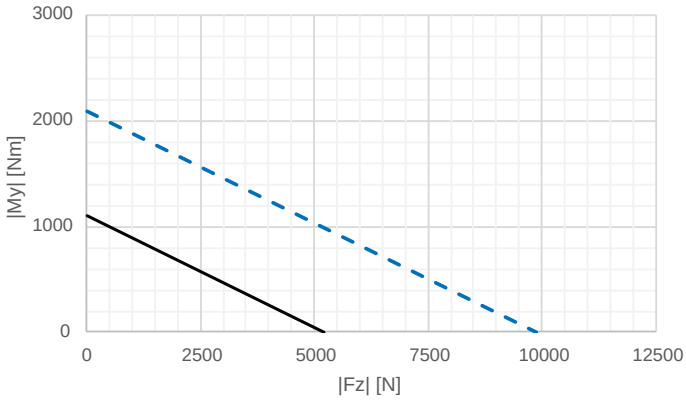

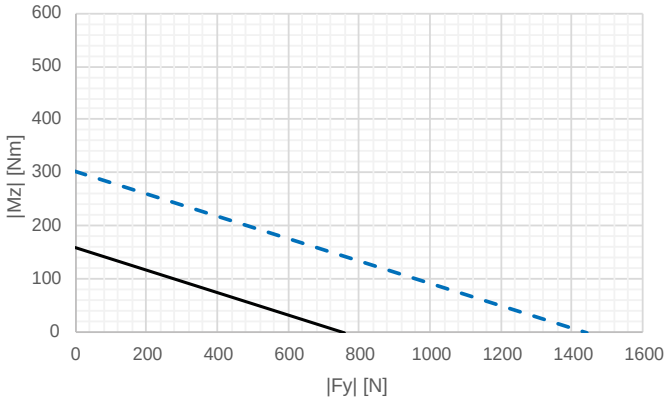

— Limite rottura a fatica: vita stimata superiore ai $10x10^6$ cicli col 99% probabilità. I grafici non possono essere combinati e valgono per: |Mx| <= 0.1 |My| e |Mx| <= 0.1 |Mz|.
Fatigue limit: estimated lifetime higher than $10x10^6$ cycles with 99% probability. Charts cannot be combined and are valid for: |Mx| <=0.1 |My| and |Mx| <=0.1 |Mz|.

--- Arresto d'emergenza max 100 volte nel corso della vita del prodotto.
Emergency stop max 100 times during service life.

Per casi di sollecitazione composta si faccia riferimento all'ufficio tecnico.
In case of combined stress contact our technical department.

CODIFICA UNITÀ LINEARI
TYPE CODES

TEL **260** **FBO** **00800** - **XXX** - **XX**

TIPO UNITÀ / MODEL

TEL	Unità lineare telescopica cinghia/cinghia *Telescopic linear unit belt/belt*

TAGLIA / SIZE

260	Larghezza unità 260 mm *Unit width 260 mm*

TIPOLOGIA CARRO / CARRIAGE TYPE

FBO	Carro fisso biguida laterale e profilo mobile *Fixed carriage with lateral dual guide rail and mobile profile*

CORSA UTILE UNITÀ (mm) / EFFECTIVE STROKE (mm)

PULEGGIA (vedi versione puleggia) / PULLEY (view pulley version)

TIPOLOGIA CONFIGURAZIONE / CONFIGURATION TYPE

A	Configurazione standard *Standard configuration*
C	Configurazione personalizzata *Custom configuration*

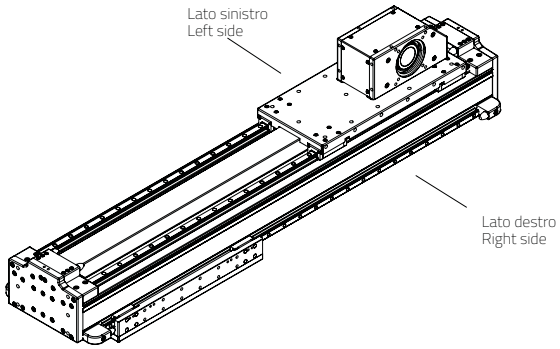

VERSIONE PULEGGIA / PULLEY VERSION

PULEGGIA / PULLEY

D47	Puleggia con foro Ø 47 mm a destra e Ø 55 mm a sinistra *Pulley with hole Ø 47 mm on the right and Ø 55 mm on the left*
S47	Puleggia con foro Ø 47 mm a sinistra e Ø55 mm a destra *Pulley with hole Ø 47 mm on the left and Ø 55 mm on the right*

D47

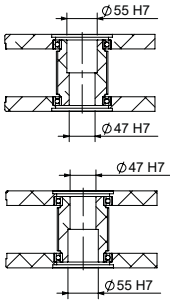

S47

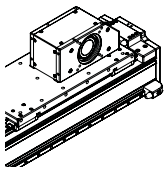

MODELLO / MODEL

TEL260FB0

INFORMAZIONI TECNICHE / TECHNICAL INFORMATION

Massa base unità (corsa zero) *Unit's base mass (zero stroke)*	[Kg]	67,5
Massa lineare unità *Unit's linear mass*	[Kg/100 mm]	1,32
Massa carro secondo sfilo (corsa zero) *Carriage's mass second extension (zero stroke)*	[Kg]	15,5
Massa carro secondo sfilo (x 100 mm corsa) *Carriage's mass second extension (x 100 mm stroke)*	[Kg/100mm]	0
Massa primo sfilo (corsa zero) *Mass first extension (zero stroke)*	[Kg]	17,5
Massa primo sfilo (x 100 mm corsa) *Mass first extension (x 100 mm stroke)*	[Kg/100mm]	1,32
Velocità massima* *Maximum velocity*	[m/s]	4
Ripetibilità a vuoto *Unloaded repeatability*	[mm]	±0,15
Azionamento primo sfilo - secondo sfilo *Drive first extension - second extension*	Cinghia/Cinghia *Belt/Belt*	
Taglia cinghia primo sfilo *Belt's size first extension*		75 AT 10
Sviluppo puleggia *Pulley's circumference*	[mm/giro]	300

* I valori sono da considerarsi indicativi.
Prestazioni superiori sono possibili e vanno verificate col nostro ufficio tecnico.
Values should be considered as an indication.
Higher performance are possible. Please Contact our technical department.



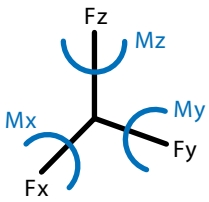

CARICO MASSIMO AMMISSIBILE / MAXIMUM PERMISSIBLE LOAD

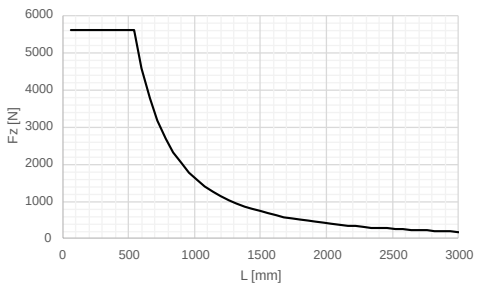

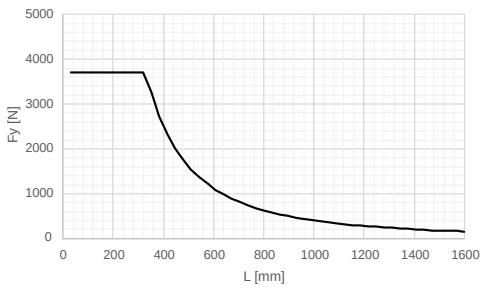

Sono rappresentati i carichi massimi applicabili in condizioni isostatiche, con vincolo rigido e carico all'estremità.

Maximum load in an isostatic cantilever loaded condition.

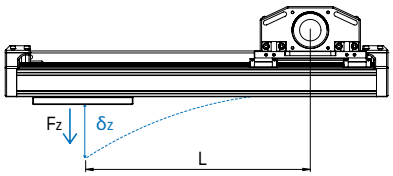

	Accessori ***Accessories***	**Cinghia** ***Belt***	**Vite** ***Ballscrew***	**Cremagliera** ***Rack and pinion***
1	Riduttore *Gearbox*	x	x	x
2	Kit assiale *Axial kit*	x	x	x
3	Calettatore *Keyless Locking Device*	x		x
4	Albero di torsione *Torsion shaft*	x		x
5	Carro aggiuntivo *Additional carriage*	x		x
6	Giunto elastico *Elastic coupling*	x		
7	Freno stazionamento *Standing brake*	x		
8	Elemento fissaggio/tassello *Fastening/plug*	x	x	x
9	Kit rinvio *Transfer box*	x	x	
10	Supporto sensore/Camma *Sensor bracket/Cam*	x	x	x

Le Unità Damo sono disponibili con una vasta gamma di accessori e optional specifici concepiti per facilitare la realizzazione e installazione di sistemi monoasse e multiasse.

All Units are available with a wide range of accessories and specific options designed to simplify the construction and installation of single-axis and multi-axis systems.

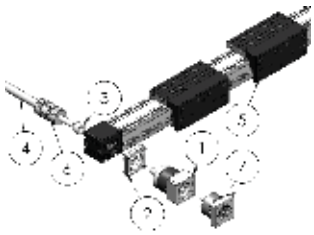

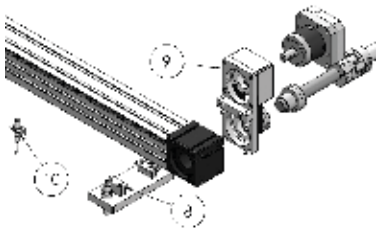

Si raccomanda di non superare i limiti dei grafici per non avere malfunzionamento dell'unità, peggioramento delle prestazioni o eccessiva usura.
We recommend not to exceed the maximum values to avoid lower performance, a reduced reliability and a big wear of the components.

DIMENSIONI / DIMENSIONS

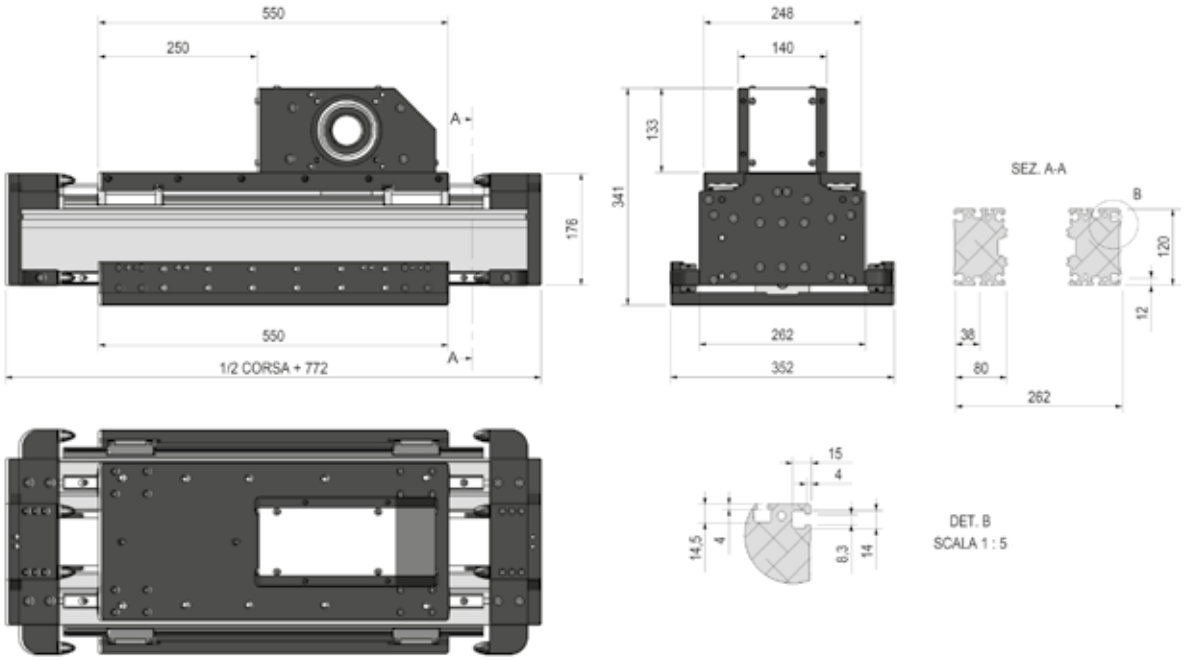

Carro fisso / *Fixed carriage*

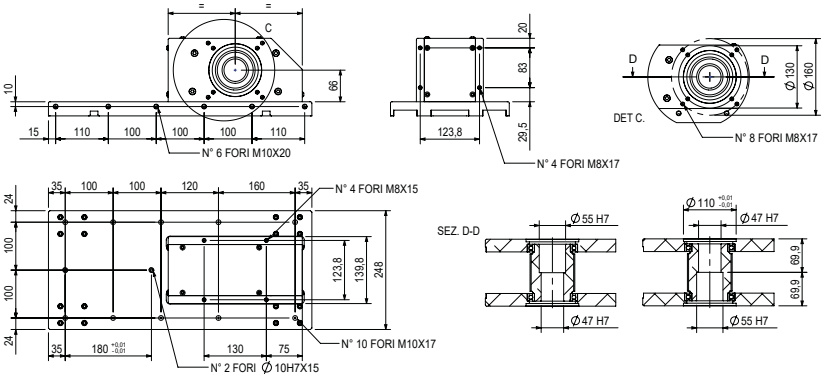

Tipologia interfaccia riduttore (2)
Gearbox interface type
Kit IF40

Configurazioni puleggia
Pulley configurations

Carro mobile / *Mobile carriage*

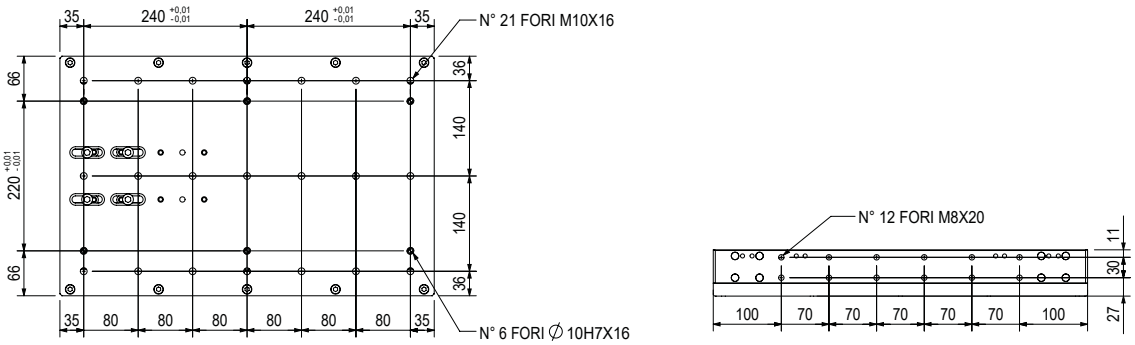

L'ufficio tecnico è a disposizione per la valutazione di applicazioni speciali e per analisi approfondite.
The technical department is available for the evaluation of special applications and for detailed analysis.

MODELLO / MODEL

TEL260FB0

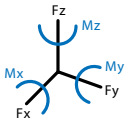

Sono rappresentate le deformazioni massime in condizioni isostatiche, con vincolo rigido e carico all'estremità. La deformazione effettiva dipende dalle condizioni di vincolo e dalla combinazione di carico.

Maximum deflection in an isostatic cantilever loaded condition. Actual strain depends on constraint condition and load combination.

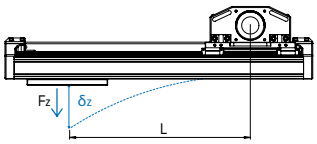

DEFORMAZIONE ELASTICA / ELASTIC DEFORMATION

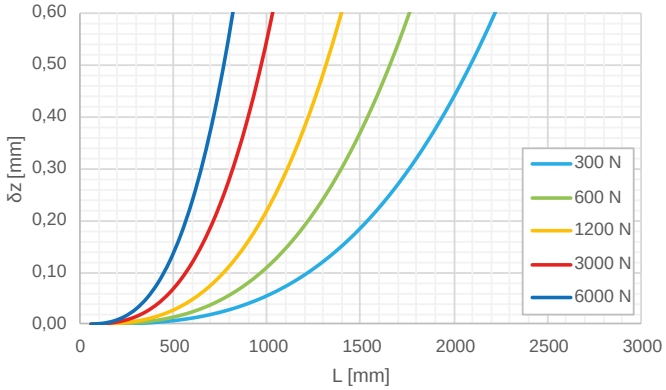

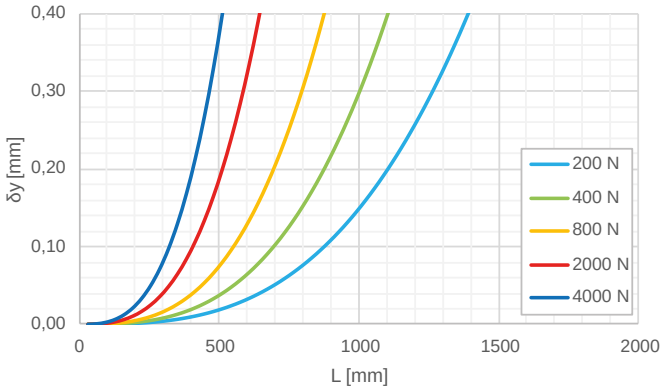

LIMITI STRUTTURALI /STRUCTURAL LIMITS

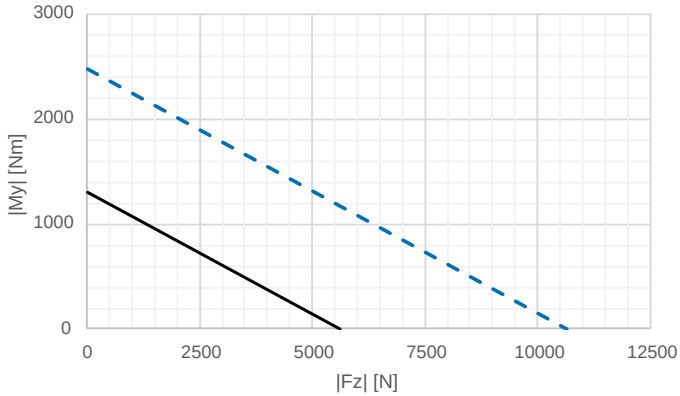

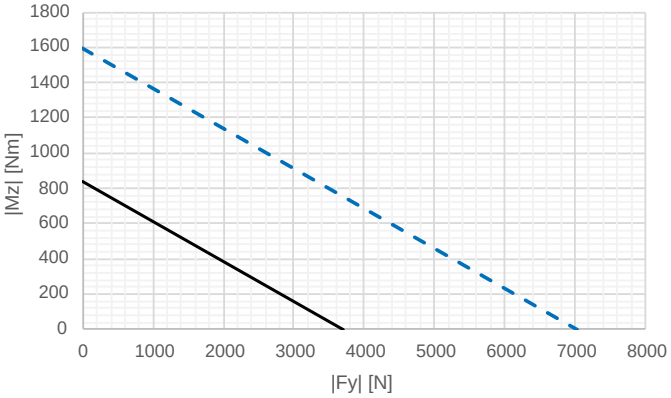

— Limite rottura a fatica: vita stimata superiore ai $10x10^6$ cicli col 99% probabilità. I grafici non possono essere combinati e valgono per: |Mx| <= 0.1 |My| e |Mx| <= 0.1 |Mz|.
Fatigue limit: estimated lifetime higher than $10x10^6$ cycles with 99% probability. Charts cannot be combined and are valid for: |Mx| <=0.1 |My| and |Mx| <=0.1 |Mz|.

--- Arresto d'emergenza max 100 volte nel corso della vita del prodotto.
Emergency stop max 100 times during service life.

Per casi di sollecitazione composta si faccia riferimento all'ufficio tecnico.
In case of combined stress contact our technical department.

UNITÀ LINEARE TELESCOPICA

TELESCOPIC LINEAR UNIT

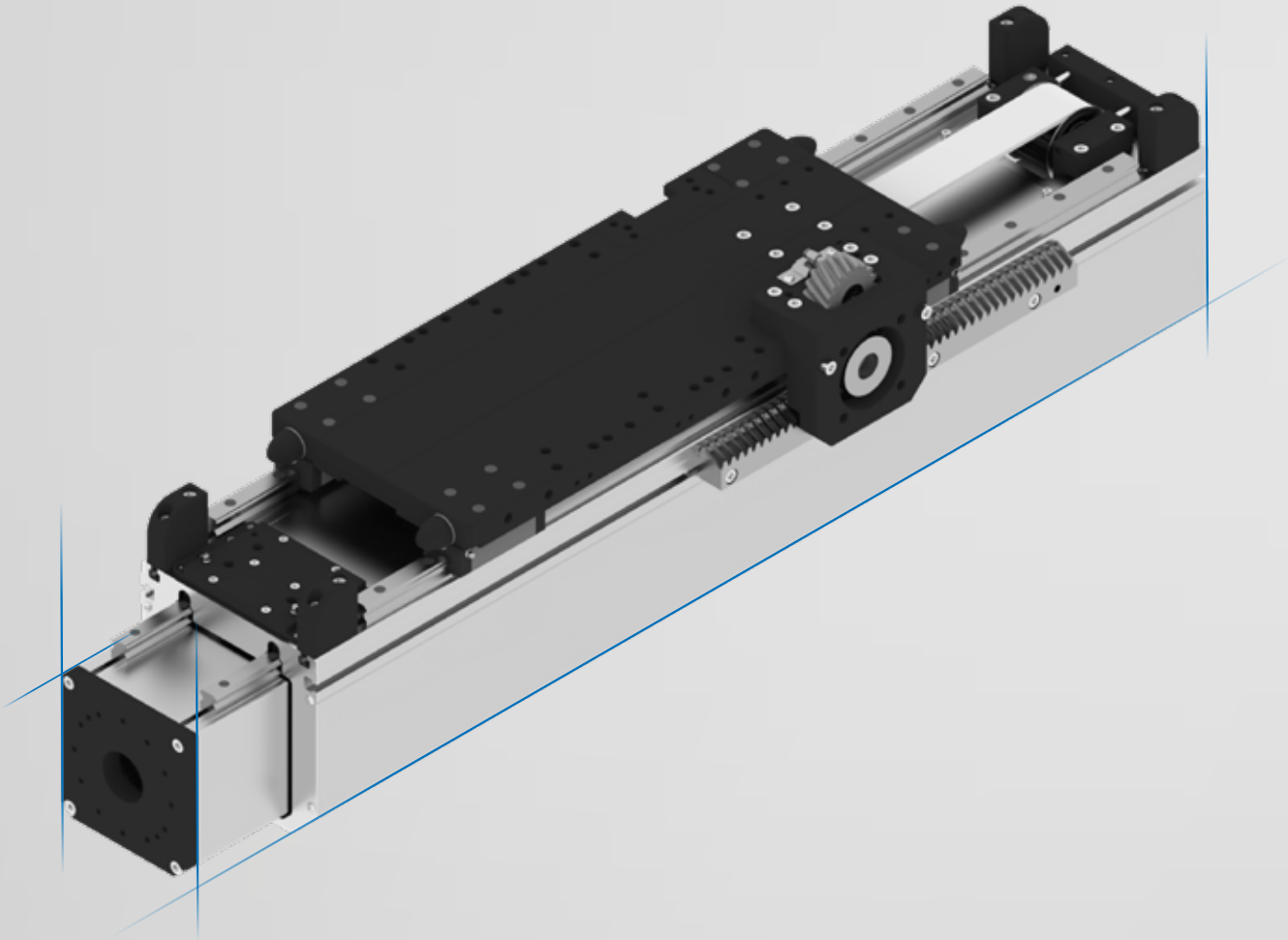

SERIE TEC

SERIES

346 TEC200FBC

350 TEC200FBS

CODIFICA UNITÀ LINEARI
TYPE CODES

TEC	200	FBS	2000	-	E	M3	Q6	-	XX

TIPO UNITÀ / MODEL

TEC	Unità lineare telescopica cremagliera/cinghia *Telescopic linear unit rack and pinion/belt*

TAGLIA / SIZE

200	Profilo larghezza 200 mm *Profile width 200 mm*

TIPOLOGIA CARRO
CARRIAGE TYPE

FBC	Carro corto fisso biguida laterale e profilo mobile *Fixed short carriage with lateral dual guide rail and mobile profile*
FBS	Carro standard fisso biguida laterale e profilo mobile *Fixed standard carriage with lateral dual guide rail and mobile profile*

CORSA UTILE UNITÀ (mm) / EFFECTIVE STROKE (mm)

TIPOLOGIA DENTI CREMAGLIERA / RACK TYPE

E	Denti inclinati *Helix tooth*

MODULO CREMAGLIERA / RACK MODULE

M3	Modulo cremagliera M3 *Rack module M3*

QUALITÀ CREMAGLIERA / RACK QUALITY CLASS

Q6	Errore passo -0,008/0,008 mm Errore totale -0,035/0,035 al mt *Pitch error -0,008/0,008 mm* *Total error -0,035/0,035 x mt*
Q7	Errore passo -0,0011/0,0011 mm Errore totale -0,045/0,045 al mt *Pitch error -0,011/0,011 mm* *Total error -0,045/0,045 x mt*

TIPOLOGIA CONFIGURAZIONE / CONFIGURATION TYPE

A	Configurazione standard *Standard configuration*
C	Configurazione personalizzata *Custom configuration*

MODELLO / MODEL

TEC200FBC

INFORMAZIONI TECNICHE / TECHNICAL INFORMATION

Massa base unità (corsa zero) *Unit's base mass (zero stroke)*	[Kg]	46
Massa lineare unità *Unit's linear mass*	[Kg/100 mm]	2,33
Massa secondo sfilo (corsa zero) *Mass second extension (zero stroke)*	[Kg]	8,9
Massa secondo sfilo (x 100 mm corsa) *Mass second extension (x 100 mm stroke)*	[Kg/100mm]	0,78
Massa primo sfilo (corsa zero) *Mass first extension (zero stroke)*	[Kg]	15,7
Massa primo sfilo (x 100 mm corsa) *Mass first extension (x 100 mm stroke)*	[Kg/100mm]	1,55
Velocità massima* *Maximum velocity*	[m/s]	4
Ripetibilità a vuoto *Unloaded repeatability*	[mm]	±0,15
Azionamento primo sfilo - secondo sfilo *Drive first extension - second extension*	Cremagliera/Cinghia *Rack and pinion/Belt*	
Tipo cremagliera** *Rack features*	Denti obliqui classe precisione Q7 *Helix tooth accuracy class Q7*	
Modulo ingranaggio primo sfilo *Gear module first extension*		3
Sviluppo pignone *Pinion primitive circumference*	[mm/giro]	219,990

* I valori sono da considerarsi indicativi.
Prestazioni superiori sono possibili e vanno verificate col nostro ufficio tecnico.
Values should be considered as an indication.
Higher performance are possible. Please Contact our technical department.

** *Disponibile su richiesta classe precisione Q6.*
Available on request accuracy class Q6.



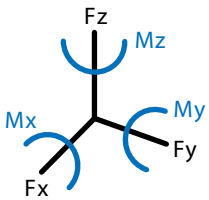

CARICO MASSIMO AMMISSIBILE / MAXIMUM PERMISSIBLE LOAD

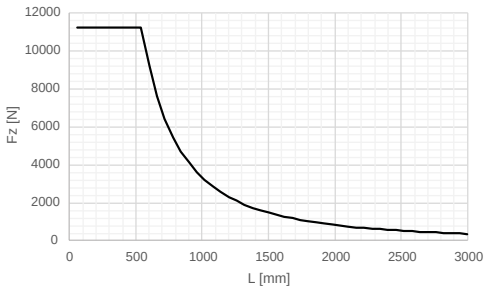

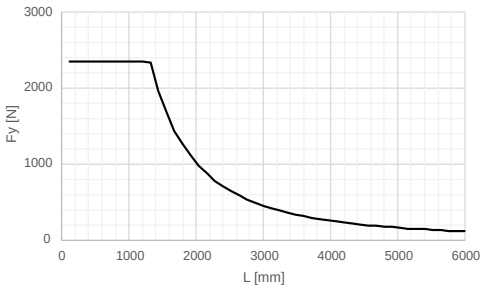

Sono rappresentati i carichi massimi applicabili in condizioni isostatiche, con vincolo rigido e carico all'estremità.

Maximum load in an isostatic cantilever loaded condition.

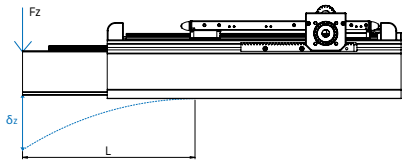

Accessori *Accessories*	Cinghia *Belt*	Vite *Ballscrew*	Cremagliera *Rack and pinion*
1 Riduttore *Gearbox*	x	x	x
2 Kit assiale *Axial kit*	x	x	x
3 Calettatore *Keyless Locking Device*	x		x
4 Albero di torsione *Torsion shaft*	x		x
5 Carro aggiuntivo *Additional carriage*	x		x
6 Giunto elastico *Elastic coupling*	x		
7 Freno stazionamento *Standing brake*	x		
8 Elemento fissaggio/tassello *Fastening/plug*	x	x	x
9 Kit rinvio *Transfer box*	x	x	
10 Supporto sensore/Camma *Sensor bracket/Cam*	x	x	x

Le Unità Damo sono disponibili con una vasta gamma di accessori e optional specifici concepiti per facilitare la realizzazione e installazione di sistemi monoasse e multiasse.

All Units are available with a wide range of accessories and specific options designed to simplify the construction and installation of single-axis and multi-axis systems.

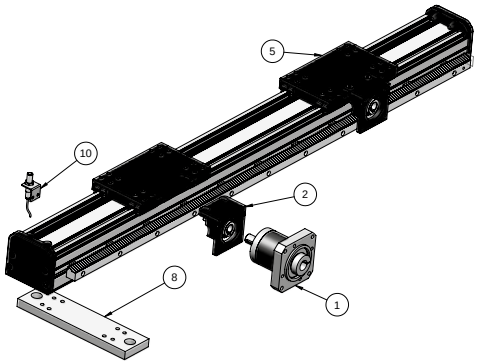

Si raccomanda di non superare i limiti dei grafici per non avere malfunzionamento dell'unità, peggioramento delle prestazioni o eccessiva usura.
We recommend not to exceed the maximum values to avoid lower performance, a reduced reliability and a big wear of the components.

DIMENSIONI / DIMENSIONS

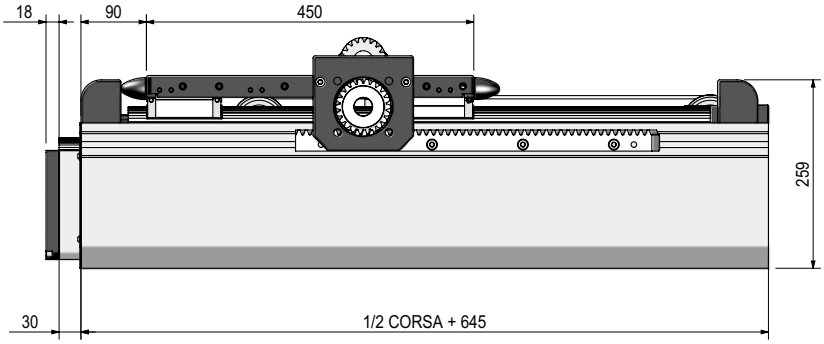

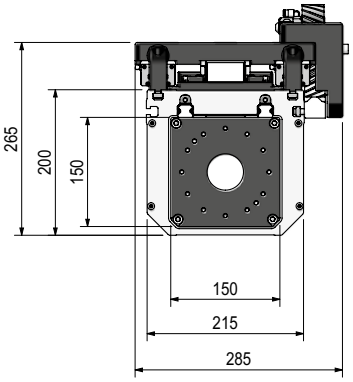

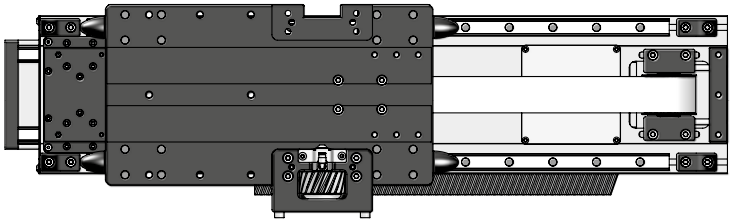

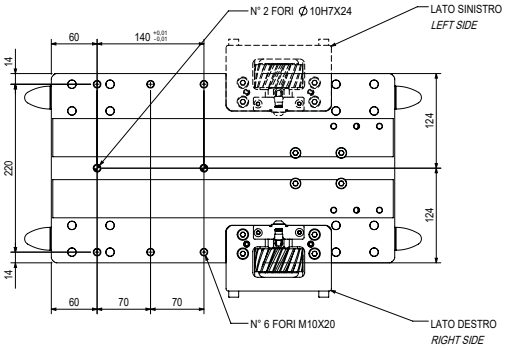

Tipologia interfaccia riduttore (2)
Gearbox interface type
Kit IF80

L'ufficio tecnico è a disposizione per la valutazione di applicazioni speciali e per analisi approfondite.
The technical department is available for the evaluation of special applications and for detailed analysis.

MODELLO / MODEL

TEC200FBC

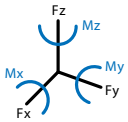

Sono rappresentate le deformazioni massime in condizioni isostatiche, con vincolo rigido e carico all'estremità. La deformazione effettiva dipende dalle condizioni di vincolo e dalla combinazione di carico.

Maximum deflection in an isostatic cantilever loaded condition. Actual strain depends on constraint condition and load combination.

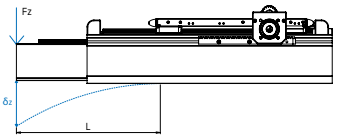

DEFORMAZIONE ELASTICA / ELASTIC DEFORMATION

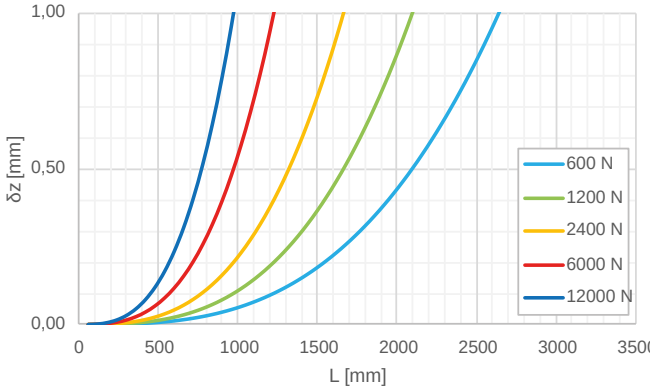

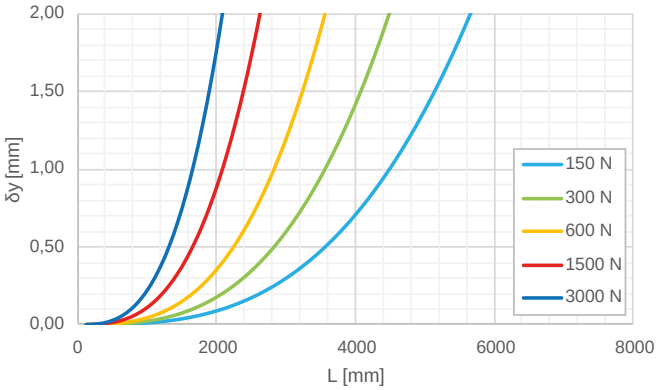

LIMITI STRUTTURALI /STRUCTURAL LIMITS

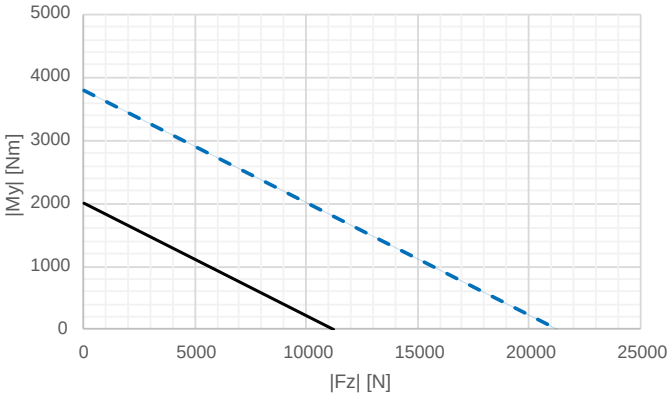

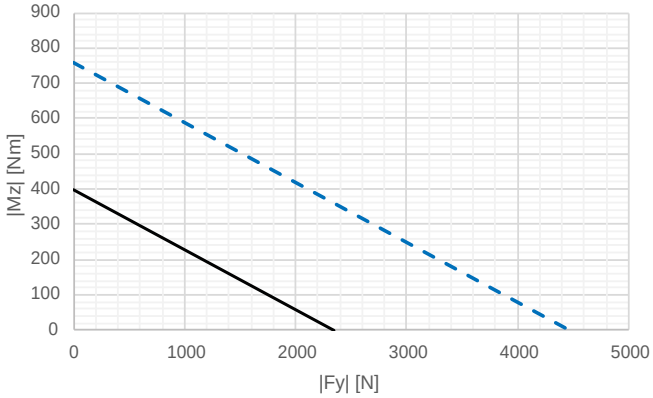

— Limite rottura a fatica: vita stimata superiore ai $10x10^6$ cicli col 99% probabilità. I grafici non possono essere combinati e valgono per: |Mx| <= 0.1 |My| e |Mx| <= 0.1 |Mz|.
Fatigue limit: estimated lifetime higher than $10x10^6$ cycles with 99% probability. Charts cannot be combined and are valid for: |Mx| <=0.1 |My| and |Mx| <=0.1 |Mz|.

--- Arresto d'emergenza max 100 volte nel corso della vita del prodotto.
Emergency stop max 100 times during service life.

Per casi di sollecitazione composta si faccia riferimento all'ufficio tecnico.
In case of combined stress contact our technical department.

MODELLO / MODEL

TEC200FBS

INFORMAZIONI TECNICHE / TECHNICAL INFORMATION

Massa base unità (corsa zero) *Unit's base mass (zero stroke)*	[Kg]	54
Massa lineare unità *Unit's linear mass*	[Kg/100 mm]	2,33
Massa secondo sfilo (corsa zero) *Mass second extension (zero stroke)*	[Kg]	10,5
Massa secondo sfilo (x 100 mm corsa) *Mass second extension (x 100 mm stroke)*	[Kg/100mm]	0,78
Massa primo sfilo (corsa zero) *Mass first extension (zero stroke)*	[Kg]	18,7
Massa primo sfilo (x 100 mm corsa) *Mass first extension (x 100 mm stroke)*	[Kg/100mm]	1,55
Velocità massima* *Maximum velocity*	[m/s]	4
Ripetibilità a vuoto *Unloaded repeatability*	[mm]	±0,15
Azionamento primo sfilo - secondo sfilo *Drive first extension - second extension*	Cremagliera/Cinghia *Rack and pinion/Belt*	
Tipo cremagliera** *Rack features*	Denti obliqui classe precisione Q7 *Helix tooth accuracy class Q7*	
Modulo ingranaggio primo sfilo *Gear module first extension*		3
Sviluppo pignone *Pinion primitive circumference*	[mm/giro]	219,990

* I valori sono da considerarsi indicativi.
Prestazioni superiori sono possibili e vanno verificate col nostro ufficio tecnico.
Values should be considered as an indication.
Higher performance are possible. Please Contact our technical department.

** *Disponibile su richiesta classe precisione Q6.*
Available on request accuracy class Q6.



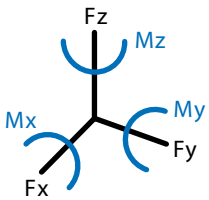

CARICO MASSIMO AMMISSIBILE / MAXIMUM PERMISSIBLE LOAD

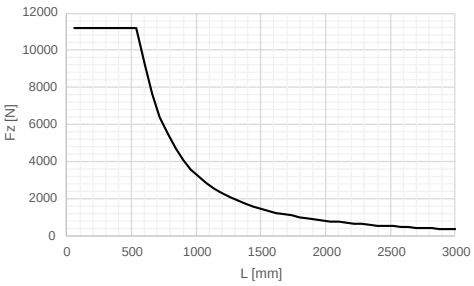

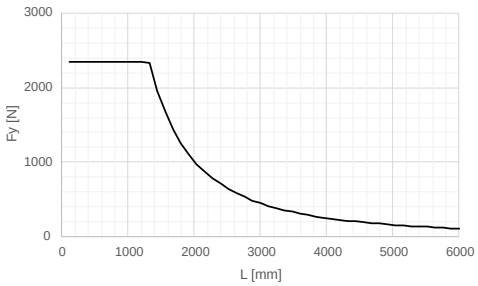

Sono rappresentati i carichi massimi applicabili in condizioni isostatiche, con vincolo rigido e carico all'estremità.

Maximum load in an isostatic cantilever loaded condition.

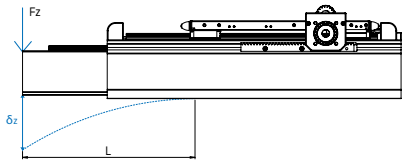

	Accessori ***Accessories***	**Cinghia** ***Belt***	**Vite** ***Ballscrew***	**Cremagliera** ***Rack and pinion***
1	Riduttore *Gearbox*	x	x	x
2	Kit assiale *Axial kit*	x	x	x
3	Calettatore *Keyless Locking Device*	x		x
4	Albero di torsione *Torsion shaft*	x		x
5	Carro aggiuntivo *Additional carriage*	x		x
6	Giunto elastico *Elastic coupling*	x		
7	Freno stazionamento *Standing brake*	x		
8	Elemento fissaggio/tassello *Fastening/plug*	x	x	x
9	Kit rinvio *Transfer box*	x	x	
10	Supporto sensore/Camma *Sensor bracket/Cam*	x	x	x

Le Unità Damo sono disponibili con una vasta gamma di accessori e optional specifici concepiti per facilitare la realizzazione e installazione di sistemi monoasse e multiasse.

All Units are available with a wide range of accessories and specific options designed to simplify the construction and installation of single-axis and multi-axis systems.

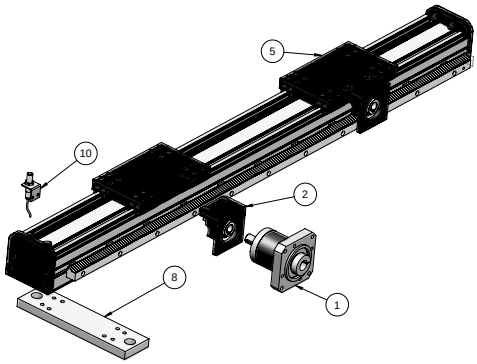

Si raccomanda di non superare i limiti dei grafici per non avere malfunzionamento dell'unità, peggioramento delle prestazioni o eccessiva usura.
We recommend not to exceed the maximum values to avoid lower performance, a reduced reliability and a big wear of the components.

DIMENSIONI / DIMENSIONS

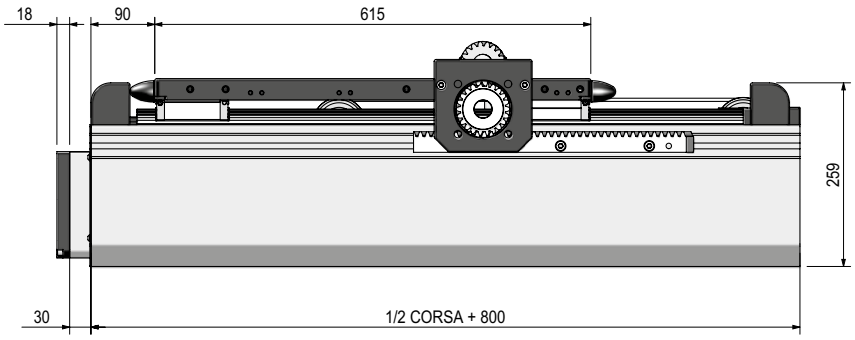

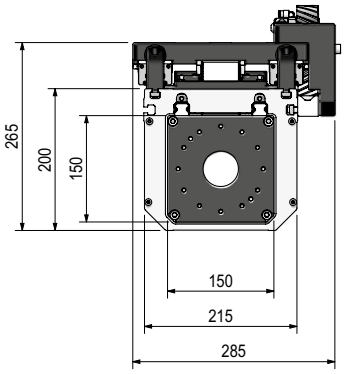

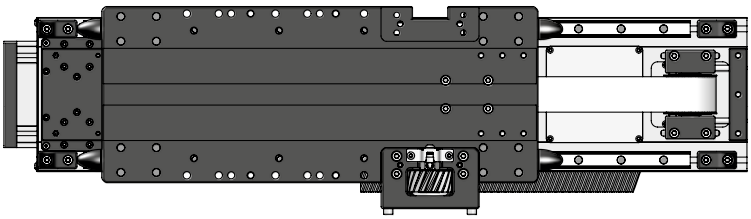

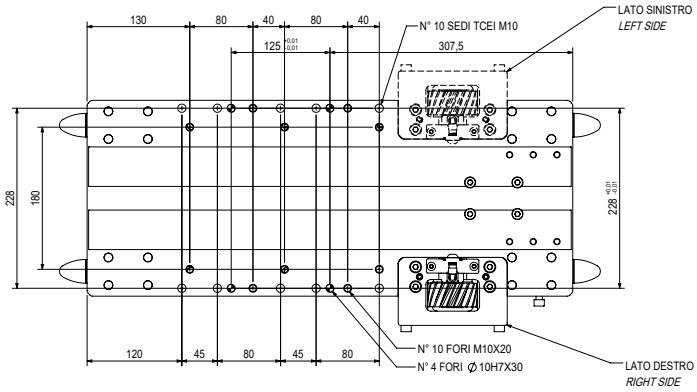

Tipologia interfaccia riduttore (2)
Gearbox interface type
Kit IF80

L'ufficio tecnico è a disposizione per la valutazione di applicazioni speciali e per analisi approfondite.
The technical department is available for the evaluation of special applications and for detailed analysis.

MODELLO / MODEL

TEC200FBS

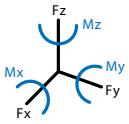

Sono rappresentate le deformazioni massime in condizioni isostatiche, con vincolo rigido e carico all'estremità. La deformazione effettiva dipende dalle condizioni di vincolo e dalla combinazione di carico.

Maximum deflection in an isostatic cantilever loaded condition. Actual strain depends on constraint condition and load combination.

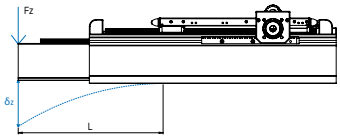

DEFORMAZIONE ELASTICA / ELASTIC DEFORMATION

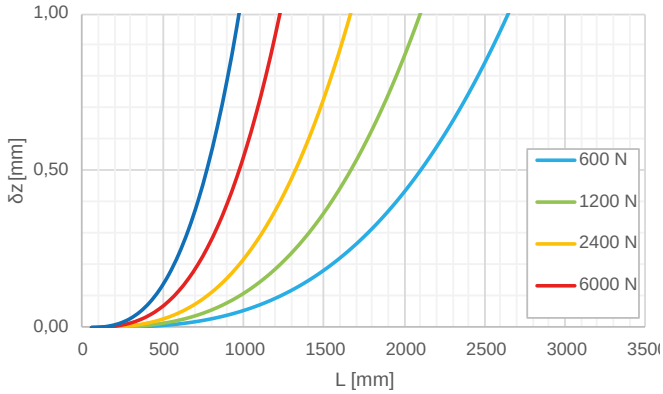

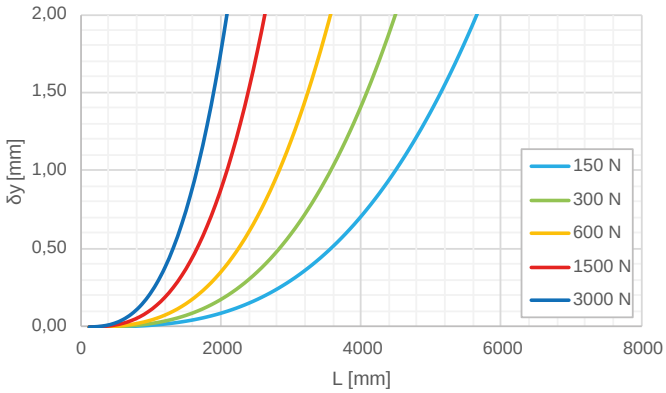

LIMITI STRUTTURALI /STRUCTURAL LIMITS

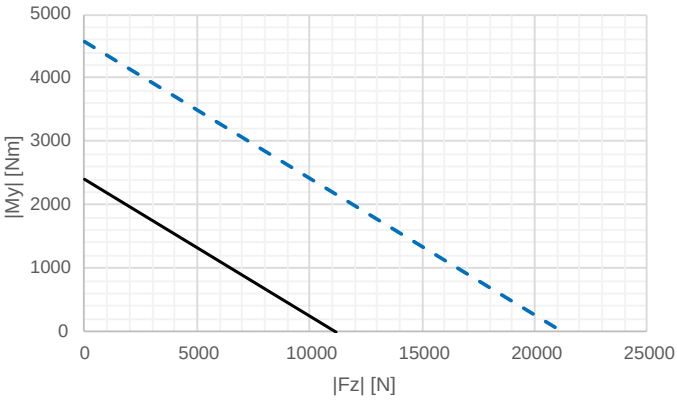

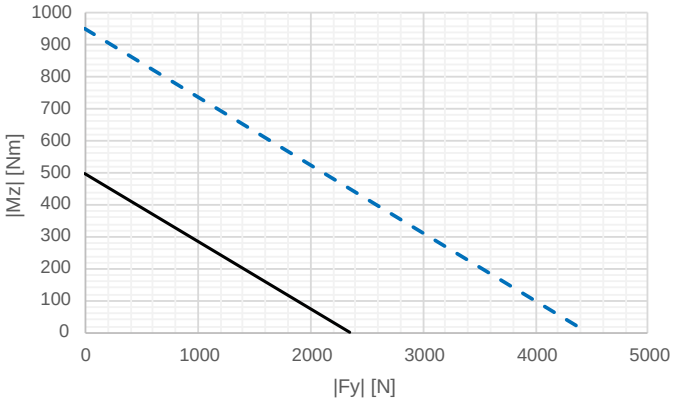

— Limite rottura a fatica: vita stimata superiore ai $10x10^6$ cicli col 99% probabilità. I grafici non possono essere combinati e valgono per: |Mx| <= 0.1 |My| e |Mx| <= 0.1 |Mz|.
Fatigue limit: estimated lifetime higher than $10x10^6$ cycles with 99% probability. Charts cannot be combined and are valid for: |Mx| <=0.1 |My| and |Mx| <=0.1 |Mz|.

--- Arresto d'emergenza max 100 volte nel corso della vita del prodotto.
Emergency stop max 100 times during service life.

Per casi di sollecitazione composta si faccia riferimento all'ufficio tecnico.
In case of combined stress contact our technical department.

NOTE

NADELLA / nadella.com
DURBAL / durbal.com
CHIAVETTE UNIFICATE / chiavette.com
IPIRANGA / ipirangahusillos.com
SHUTON / shuton.com

THE SPECIALIST FOR MOTION TECHNOLOGY

Our customers' satisfaction is the basis for our success and growth.
That is why we are at your service around the world and always keep your requirements as a priority.

We have a worldwide network of sales engineers and distributors in Europe, Asia and the USA.
This allows us to ensure customer-oriented solutions and best in class delivery and service.

WORLDWIDE NETWORK

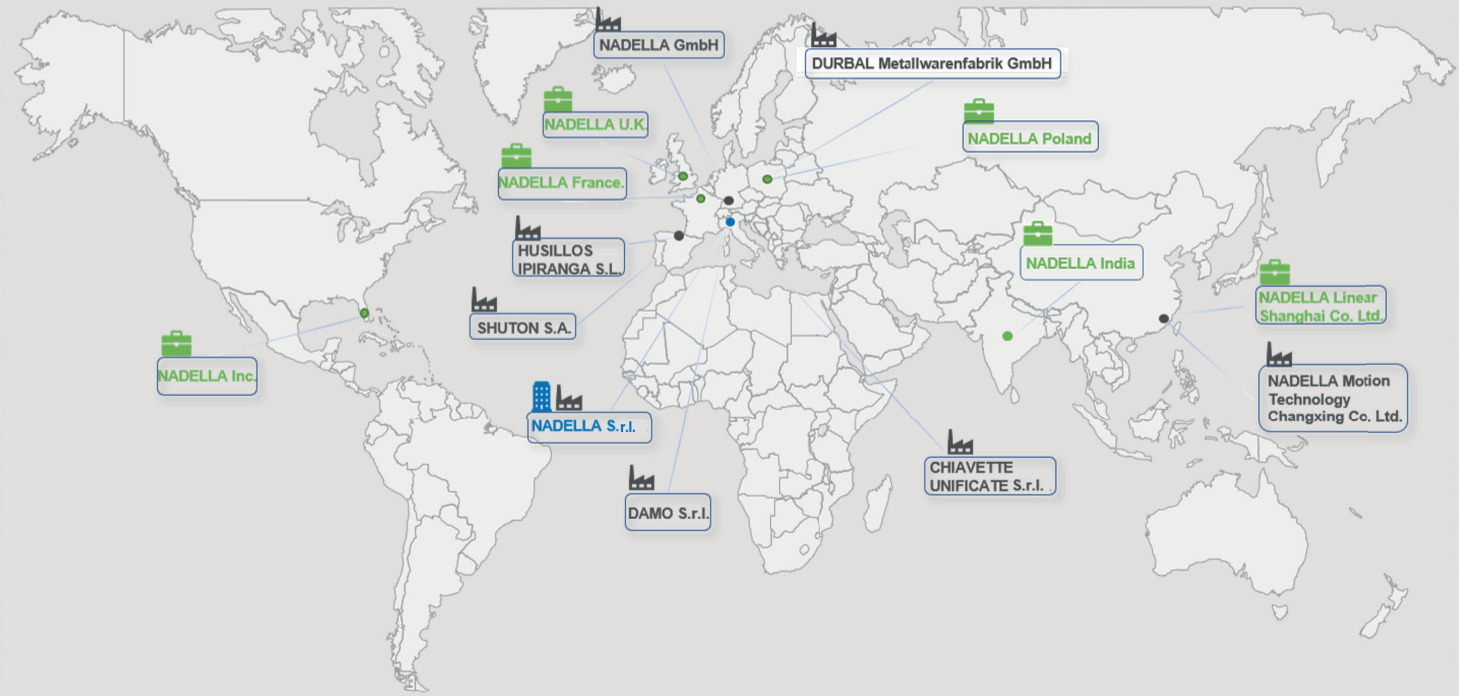

BRANCHES AND CONTACTS

NADELLA S.r.l.
Italy

Via Melette, 16
20128 Milano
Tel.: +39 02 27 093
Fax: +39 02 257 64 79
customer.service@nadella.it
www.nadella.it

NADELLA GmbH
Germany

Rudolf-Diesel-Str. 28
71154 Nufringen
Tel.: +49 7032 9540-0
Fax: +49 7032 9540-25
info@nadella.de
www.nadella.de

NADELLA Inc.
United States

14115 – 63 Way North
Clearwater – Florida 33760-3621
Tel.: +1 844-537-0330 (toll-free)
Fax: +1 844-537-0331
info@nadella.com
www.nadella.com

NADELLA Linear Shanghai
Co. Ltd. – China

F4, Bld5, No.2388 Chen-hang
Road Shanghai 201114
Tel.: +86 21 5068 3835
Fax: +86 21 5038 7725
info@nadellamotion.com
www.nadellamotion.com

NADELLA France
France
12 Parvis Colonel Arnaud Beltrame
Hall A 4ème étage
78000 Versailles
Tel.: +33 (0)1 7319 4048
service.client@nadella.fr
www.nadella.fr

NADELLA Poland
Poland

Tel: +48 666 874 460
sales.pl@nadella.eu
www.nadella.com

NADELLA S.A.
Spain

Polígono Industrial Erratzu
Parcela G3. Pabellón 221 -
Apdo.65
E-20130 Urnieta - Gipuzkoa
Tel. +34 943 336 370
ventas@nadella.es
www.nadella.com

DURBAL Metallwarenfabrik
GmbH - Germany

Verrenberger Weg 2
74613 Öhringen
Tel.: +49 7941 9460-0
Fax: +49 7941 9460-90
info@durbal.de
www.durbal.de

CHIAVETTE UNIFICATE S.r.l.
Italy

Via G.Brodolini 6-8-10
40069 Zola Predosa, Bologna
Tel.: +39 051 75 87 67
Fax: +39 051 75 47 80
tescubal@chiavette.it
www.chiavette.com

SHUTON S.A.
Spain

Polígono Industrial Goian
C/Subinoa, 5 - 01170 LEGUTIANO
Tel.: +34 945 465 629
Fax: +34 945 465 610
shuton@shuton.com
www.shuton.com

HUSILLOS IPIRANGA
Spain

Polígono Industrial Erratzu
Parcela G3. Pabellón 221 - Apdo.65
E-20130 Urnieta - Gipuzkoa
Tel. +34 943 336 370
info@ipirangahusillos.com
www.ipirangahusillos.com

NADELLA UK
UK and Ireland

Tel: +44 7901 214 918
sales.uk@nadella.eu
www.nadella.com

DISTRIBUTOR COVERAGE

Austria	China	France	India	Korea	Portugal	Slovakia	Switzerland
Belgium	Czech Republic	Germany	Ireland	Netherlands	Romania	Slovenia	Taiwan
Brazil	Denmark	Great Britain	Israel	Norway	Russia	Spain	Turkey
Canada	Finland	Hungary	Italy	Poland	Singapore	Sweden	United States

WWW.NADELLA.COM